


Indiana Department of Correction

Division of Data Science and Analytics



Offender Population Statistical Report

- APRIL 2023 -

Christina Reagle, Commissioner

**Indiana Department of Correction
Indiana Government Center South, Room E334
302 W. Washington Street
Indianapolis, IN 46204**

**Prepared by:
Scott Haskett, Data Analyst
CHaskett2@idoc.in.gov**

This report and previous reports may be found at:

<http://www.in.gov/idoc/2376.htm>



Definitions

For this report, the following definitions apply:

Admission – The means by which an offender enters the custody or jurisdiction of the Indiana Department of Correction. For this report, except for the return of an escapee, this does not include a return from a temporary absence.

Average Daily Population – The sum of the daily beginning counts for a month, divided by that month's number of daily beginning counts.

Beginning Count – The number of offenders physically present at the beginning of the day (ie, 0000:01 hours).

Class A Felony – An offense whereby a person convicted of this felony shall be imprisoned for a fixed term of thirty years, with not more than twenty years added for aggravating circumstances, or not more than ten years subtracted for mitigating circumstances.

Class B Felony – An offense whereby a person convicted of this felony shall be imprisoned for a fixed term of ten years, with not more than ten years added for aggravating circumstances, or not more than four years subtracted for mitigating circumstances.

Class C Felony – An offense whereby a person convicted of this felony shall be imprisoned for a fixed term of four years, with not more than four years added for aggravating circumstances, or not more than two years subtracted for mitigating circumstances.

Class D Felony – An offense whereby a person convicted of this felony shall be imprisoned for a fixed term of one and one-half years, with not more than one and one-half years added for aggravating circumstances, or not more than one year subtracted for mitigating circumstances.

Class 1 Felony – An offense whereby a person convicted of this felony shall be imprisoned with a sentence range of 20-40 years, with not more than twenty years added as a habitual offender enhancement.

Class 2 Felony – An offense whereby a person convicted of this felony shall be imprisoned with a sentence range of 10-30 years, with not more than twenty years added as a habitual offender enhancement.

Class 3 Felony – An offense whereby a person convicted of this felony shall be imprisoned with a sentence range of 3-16 years, with not more than twenty years added as a habitual offender enhancement.

Class 4 Felony – An offense whereby a person convicted of this felony shall be imprisoned with a sentence range of 2-12 years, with not more than twenty years added as a habitual offender enhancement.

Class 5 Felony – An offense whereby a person convicted of this felony shall be imprisoned with a sentence range of 1-6 years, with not more than six years added as a habitual offender enhancement.

Class 6 Felony – An offense whereby a person convicted of this felony shall be imprisoned with a sentence range of 0.5-2.5 years, with not more than six years added as a habitual offender enhancement.

Contracted Beds - Those offenders who have been committed to the Indiana Department of Correction but are housed in a local work release facility under contract of a 3rd party provider.

County Jail "Back-ups" (Jail Bed Count) – Those offenders who have been committed to the Indiana Department of Correction but are housed in a county jail until they can be transferred to a Department of Correction intake facility. The county receives \$35.00 per day, per offender, to house these offenders.

Ending Count – The number of offenders physically present at the end of the day (i.e., 2400:00 hours).

Felon – A person convicted in any jurisdiction who might have been imprisoned for more than one year.

Murder - An offense whereby a person convicted of this felony shall be imprisoned for a fixed term of fifty-five years, with not more than ten years added for aggravating circumstances, or not more than ten years subtracted for mitigating circumstances.

Definitions Continued

Operational Capacity – The total bed capacity of the facility. The capacity of a facility is the number of beds authorized for safe and efficient operation of the facility.

Pre-Dispositional – An individual ordered by the Court to the Indiana Department of Correction for evaluation prior to sentencing.

Release – The means by which an offender leaves the custody or jurisdiction of the Indiana Department of Correction. For this report, except for an escape, this does not include a temporary absence.

Safekeeper – An individual whom the Court has determined to be in imminent danger of serious bodily injury or death, or who represents a substantial threat to the safety of others, and whom the Court has ordered to the Indiana Department of Correction for custody and security control.

Maximum Level Facilities – Maximum security facilities have very restrictive security measures and housing is celled space.

Medium Level Facilities – Medium security facilities have moderate degree of security measures and housing consists of dormitories and celled space.

Minimum Level Facilities – Minimum Security Facilities have the least restrictive security measures and housing is dormitory style. Also included as minimum security are work release program offenders who leave the facility for outside employment but return nightly.

Intake Facilities – Intake facilities are designated to receive newly committed adult offenders. During the intake process each offender is evaluated through interviews, reports and diagnostic tests. This evaluation forms the basis of the offenders' facility and program assignment.

Secure Housing Units – Denotes maximum control with the most restrictive security measures in place.

Vacancy – The number of beds available for assignment.

Juvenile Diagnostic/Walkthrough – A Juvenile court can order a youth to the Department of Correction to be temporarily committed for not more than 14 days (excluding Saturdays, Sundays, and Legal holidays) for the purpose of an evaluation. The youth must be adjudicated delinquent, and the order must be prior to disposition. The department will send a report to the court of the written findings.

Indiana Department of Correction Population Summary

- There were 21,302 adult male offenders (including 394 county jail “back-ups” and 34 in contracted beds) on May 01, 2023. This population is 6% below the operational bed capacity.

- There were 2,206 adult female offenders (including 46 county jail “back-ups” and 24 in contracted beds) on May 01, 2023. This population is 19% below the operational bed capacity.

- There were 318 juvenile male offenders in the Department’s facilities on May 01, 2023. This population is 40% below the operational bed capacity.

- There were 49 juvenile female offenders in the Department’s facilities on May 01, 2023. This population is 20% below the operational bed capacity.

- There were 6,244 adult males on parole in Indiana (5,750 Indiana parolees and 494 other jurisdiction parolees) on May 01, 2023.

- There were 638 adult females on parole in Indiana (571 Indiana parolees and 67 other jurisdiction parolees) on May 01, 2023.

- There were 741 adults admitted to IDOC (656 males and 85 females) and 873 adults released from IDOC (758 males and 115 females) in April 2023.

- There were 42 juveniles admitted to IDOC (35 males and 7 female) and 23 juveniles released from IDOC (19 males and 4 females) in April 2023.

**Indiana Department of Correction
Human Resource Report**

April 30, 2023

ADULT FACILITIES

Facility	Total Staff*	Custody Staff	Non-Custody	Vacancies	Hires - Rehires	Retired - Terminated	Inter-Agency		Contract/Vendor		
							In	Out	Aramark	Health	Education
Branchville Correctional Facility	241	162	79	33	5	7	0	0	7	30	3
Chain O'Lakes Correctional Facility	30	24	6	4	0	0	0	0	6	2	0
Correctional Industrial Facility	243	174	69	124	5	7	0	0	13	26	2
Edinburgh Correctional Facility	71	55	16	4	2	1	0	0	6	5	1
Indiana State Prison/Lakeside	421	316	105	148	17	15	0	0	17	45	2
Indiana Women's Prison	175	127	48	18	3	4	0	0	8	35	3
Madison Correctional Facility	194	134	60	21	7	8	0	0	9	26	2
Miami Correctional Facility	327	217	110	257	21	16	0	0	20	51	5
New Castle Correctional Facility**	202	126	76	141	0	0	0	0	24	70	7
Pendleton Correctional Facility	342	218	124	178	5	6	1	1	15	53	1
Plainfield Correctional Facility	342	253	89	53	5	3	0	0	20	52	4
Putnamville Correctional Facility	357	239	118	167	10	8	0	0	14	40	7
Reception-Diagnostic Center	206	157	49	30	3	3	0	0	0	39	0
Rockville Correctional Facility	227	158	69	39	4	7	0	0	13	43	3
South Bend Comm. Re-Entry Center	38	25	13	4	0	0	0	0	6	2	0
Heritage Trail DOC Staff	22	0	22	3	0	0	0	0	0	9	2
Heritage Trail GEO Staff**	49	21	28	27	0	0	0	0	0	9	0
Wabash Valley Correctional Facility	560	434	126	86	15	19	0	0	24	59	3
Westville Correctional Facility	575	418	157	195	30	16	0	0	18	65	4
Total	4,622	3,258	1,364	1,532	132	120	1	1	220	661	49

JUVENILE FACILITIES

Facility	Total Staff*	Custody Staff	Non-Custody	Vacancies	Hires - Rehires	Retired - Terminated	Inter-Agency		Contract/Vendor		
							In	Out	Aramark	Health	Education
Camp Summit	55	39	16	9	1	3	0	0	4	7	4
Logansport Intake/North Central	153	98	55	34	8	7	1	1	7	14	12
Pendleton Juvenile Correctional	194	120	74	98	5	18	1	1	5	20	22
Total	402	257	145	141	14	28	2	2	16	41	38

ADMINISTRATIVE

Central Office***	Total	809	189	620	76	3	3	3	3	0	43	2
-------------------	--------------	------------	------------	------------	-----------	----------	----------	----------	----------	----------	-----------	----------

TOTALS

STATE EMPLOYEE TOTAL	5,582	3,557	2,025	1,581	149	151	6	6	0	0	0
CONTRACT EMPLOYEE TOTAL	1,321	147	1,174	168	0	0	0	0	236	745	89
GRAND TOTAL	6,903	3,704	3,199	1,749	149	151	6	6	236	745	89

* Total Active Staff does not include those on disability, suspension, or leave with pay.

** New Castle Correctional Facility and Heritage Trail are privately contracted institutions. Their hire/rehire and termination/reitre data is not provided to DOC.

*** Includes Technology Services Division, PEN Products, Staff Development and Training, and the Parole Division (counted as Custody Staff)

Note: Total staff, custody staff, non-custody staff, and vacancy data are as of the end of the month.

Hires and re-hires, retirements and terminations, intra-agency transfer in and transfer out are the total number of actions for the month.

Source: DOC Human Resource



Offender Statistics



Indiana Department of Correction
Table 1
Offender Population & Vacancy Numbers, by Facility Security Level
May 1, 2023

Minimum Security - Adult MALE

	April Ending Count	General Population Vacancies	Programs & Treatment Vacancies	Restricted Housing & Infirmery Vacancies	Down Beds	Held Beds
Chain O'Lakes	31	34	0	0	0	0
Edinburgh	297	44	0	0	0	3
Miami - MCA	193	11	0	0	0	0
New Castle - NCA	123	80	0	0	0	1
Pendleton - IRO	0	0	0	0	220	0
Westville - WCA	262	74	36	0	5	2
Wabash Valley - WVA	173	24	0	0	0	1
Total	1,079	267	36	0	225	7

Re-Entry & Work Release - Adult MALE

Bartholomew Co. Re-Entry	1	19	0	0	0	0
Chain O'Lakes Re-Entry	65	10	0	0	0	0
Lake Co. Re-Entry/M	3	7	0	0	0	0
South Bend Re-Entry	179	22	0	0	0	0
VOA/Hope Hall Re-Entry	4	36	0	0	0	0
Starke Co. PI - TC	26	0	22	0	0	0
Total	278	94	22	0	0	0

Medium Security - Adult MALE

	April Ending Count	General Population Vacancies	Programs & Treatment Vacancies	Restricted Housing & Infirmery Vacancies	Down Beds	Held Beds
Branchville	1,384	94	50	5	0	0
Correctional Industrial	997	18	0	3	469	8
Indiana State Prison ISO	365	14	0	0	0	6
Plainfield	1,450	48	20	28	53	9
Putnamville	1,786	202	182	26	323	0
Heritage Trail	870	41	0	0	48	5
Westville	2,284	261	68	67	216	17
New Castle	2,366	10	15	22	5	13
Total	11,502	688	335	151	1,114	58

Table 1 (Cont.)

Maximum Security - Adult MALE						
	April	General	Programs &	Restricted		
	Ending	Population	Treatment	Infirmary	Down	Held
	Count	Vacancies	Vacancies	Vacancies	Beds	Beds
Miami	1,405	23	11	5	1,535	5
Indiana State Prison	1,970	23	29	10	27	19
Pendleton	1,312	19	8	19	106	10
Pendleton Treatment Unit	137	0	18	0	103	2
ISR Secure Housing Unit	48	0	0	19	2	0
New Castle Annex	381	36	0	60	7	2
New Castle Mental Health	113	0	11	0	3	1
WCU Secure Housing Unit	124	0	0	11	3	0
Wabash Valley	1,694	37	39	20	2	10
WVS Secure Housing Unit	188	0	0	10	16	2
Reception Diag. Center	677	2	0	0	16	0
Total	8,049	140	116	154	1,820	51

Minimum Security & Re-Entry - Adult FEMALE						
	April	General	Programs &	Restricted		
	Ending	Population	Treatment	Infirmary	Down	Held
	Count	Vacancies	Vacancies	Vacancies	Beds	Beds
Madison	624	224	0	0	0	0
Jefferson Co. Re-Entry	66	16	0	0	0	0
Crane House	24	21	0	0	0	0
Total	714	261	0	0	0	0

Medium Security - Adult FEMALE						
Rockville	686	178	40	9	128	0
Total	686	178	40	9	128	0

Maximum Security - Adult FEMALE						
Women's Prison	579	98	37	7	0	6
Rockville Intake	181	31	0	0	0	0
Total	760	129	37	7	0	6

JAIL BED COUNT						
Adult Male	394	N/A	N/A	N/A	N/A	N/A
Adult Female	46	N/A	N/A	N/A	N/A	N/A
Total	440					

Table 1 (Cont.)

JUVENILE OFFENDERS

Juvenile Male

	April Ending Count	General Population Vacancies	Programs & Treatment Vacancies	Restricted Housing & Infirmery Vacancies	Down Beds	Held Beds
North Central Juvenile Correctional Facility	135	39	0	0	0	0
Pendleton Juvenile Correctional Facility	183	177	0	7	0	24
Total	318	216	0	7	0	24

Juvenile Female

LaPorte Juvenile Correctional Facility	49	12	0	1	0	0
--	----	----	---	---	---	---

TOTALS

	April Ending Count	General Population Vacancies	Programs & Treatment Vacancies	Restricted Housing & Infirmery Vacancies	Down Beds	Held Beds
GRAND TOTAL FOR ALL ADULT MALES (Includes Jail Bed Count and Contracted Beds)	21,302	1,189	509	305	3,159	116
TOTAL FOR ADULT MALES IDOC FACILITIES ONLY	20,874	1,127	487	305	3,159	116
GRAND TOTAL FOR ALL ADULT FEMALES (Includes Jail Bed Count and Contracted Beds)	2,206	568	77	16	128	6
TOTAL FOR ADULT FEMALES IDOC FACILITIES ONLY	2,136	531	77	16	128	6
TOTAL FOR JUVENILE MALES	318	216	0	7	0	24
TOTAL FOR JUVENILE FEMALES	49	12	0	1	0	0
GRAND TOTAL FOR THE DEPARTMENT (Includes Jail Bed Count and Contracted Beds)	23,875	1,985	586	329	3,287	146
GRAND TOTAL FOR THE DEPARTMENT (Excludes Jail Bed Count and Contracted Beds)	23,377	1,886	564	329	3,287	146

Sources: Planning Division Facility Body Count Report
 Planning Division Juvenile Daily Count Report
 OIS - Jail Bed Count
 Operational Support Services - Vacancy Report

Indiana Department of Correction
Table 2
Operational Capacity Compared to Population, by Facility
May 1, 2023

Minimum Security - Adult MALE					
	March	April	April	April	Percent +/-
	Operational	Operational	Adjusted	Ending	Capacity
	Capacity	Capacity	Operational	Count	
			Capacity*		
Chain O'Lakes	66	65	65	31	-52%
Edinburgh	344	344	341	297	-13%
Miami - MCA	204	204	204	193	-5%
New Castle - NCA	204	204	203	123	-39%
Pendleton - IRO	220	220	220	0	-100%
Westville - WCA	379	379	336	262	-22%
Wabash Valley - WVA	<u>198</u>	<u>198</u>	<u>197</u>	173	<u>-12%</u>
Total	1,615	1,614	1,566	1,079	-31%

Re-Entry & Work Release - Adult MALE					
Bartholomew Co. Re-Entry	20	20	40	1	-98%
Chain O'Lakes Re-Entry	74	75	75	65	-13%
Lake Co. Re-Entry/M	10	10	10	3	-70%
South Bend Re-Entry	201	201	201	179	-11%
VOA/Hope Hall Re-Entry	40	40	40	4	-90%
Starke Co. PI - TC	<u>48</u>	<u>48</u>	26	26	0%
Total	393	394	392	278	-29%

Medium Security - Adult MALE					
Branchville	1,533	1,533	1,478	1,384	-6%
Correctional Industrial	1,495	1,495	1,015	997	-2%
Indiana State Prison ISO	385	385	379	365	-4%
Plainfield	1,608	1,608	1,498	1,450	-3%
Putnamville	2,519	2,519	1,988	1,786	-10%
Heritage Trail	964	964	911	870	-5%
Westville	2,913	2,913	2,545	2,284	-10%
New Castle	2,431	2,431	2,376	2,366	0%
Total	13,848	13,848	12,190	11,502	-6%

Table 2 (Cont.)

Maximum Security - Adult MALE					
	March	April	April	April	Percent +/-
	Operational	Operational	Adjusted	Ending	Capacity
	Capacity	Capacity	Operational	Count	
			Capacity*		
Miami	2,984	2,984	1,428	1,405	-2%
Indiana State Prison	2,077	2,077	1,980	1,970	-1%
Pendleton	1,474	1,474	1,331	1,312	-1%
Pendleton Treatment Unit	260	260	137	137	0%
ISR Secure Housing Unit	69	69	48	48	0%
New Castle Annex	486	486	417	381	-9%
New Castle Mental Health	128	128	113	113	0%
WCU Secure Housing Unit	138	138	124	124	0%
Wabash Valley	1,802	1,802	1,731	1,694	-2%
WVS Secure Housing Unit	216	216	188	188	0%
Reception Diag. Center	<u>695</u>	<u>695</u>	<u>677</u>	677	<u>0%</u>
Total	10,329	10,329	8,174	8,049	-2%

Minumum Security & Re-Entry - Adult FEMALE					
Madison	848	848	848	624	-26%
Jefferson Co. Re-Entry	82	82	82	66	-20%
Crane House	45	45	45	24	-47%
Total	975	975	975	714	-27%

Medium Security - Adult FEMALE					
Rockville	<u>1,041</u>	<u>1,041</u>	<u>864</u>	<u>686</u>	-21%
Total	1,041	1,041	864	686	-21%

Maximum Security - Adult FEMALE					
Women's Prison	727	727	655	579	-12%
Rockville Intake	<u>212</u>	<u>212</u>	<u>181</u>	181	<u>0%</u>
Total	939	939	836	760	-9%

JAIL BED COUNT**					
Adult Male	339	394	394	394	0%
Adult Female	37	<u>46</u>	<u>46</u>	<u>46</u>	<u>0%</u>
Total	376	440	440	440	0%

JUVENILE OFFENDERS					
Juvenile Male					
North Central Juvenile Correctional Facility	174	174	174	135	-22%
Pendleton Juvenile Correctional Facility	<u>391</u>	<u>391</u>	<u>360</u>	<u>183</u>	<u>-49%</u>
Total	565	565	534	318	-40%

Table 2 (Cont.)

Juvenile Female

	March Operational Capacity	April Operational Capacity	April Adjusted Operational Capacity*	April Ending Count	Percent +/- Capacity
LaPorte Juvenile Correctional Facility	62	62	61	49	-20%

TOTALS					
	March Operational Capacity	April Operational Capacity	April Adjusted Operational Capacity*	April Ending Count	Percent +/- Capacity
GRAND TOTAL FOR ALL ADULT MALES (Includes Jail Bed Count and Contracted Beds)	26,524	26,579	22,716	21,302	-6%
TOTAL FOR ADULT MALES IDOC FACILITIES ONLY	26,067	26,066	22,206	20,874	-6%
GRAND TOTAL FOR ALL ADULT FEMALES (Includes Jail Bed Count and Contracted Beds)	2,992	3,001	2,721	2,206	-19%
TOTAL FOR ADULT FEMALES IDOC FACILITIES ONLY	2,910	2,910	2,630	2,136	-19%
TOTAL FOR JUVENILE MALES	565	565	534	318	-40%
TOTAL FOR JUVENILE FEMALES	62	62	61	49	-20%
GRAND TOTAL FOR THE DEPARTMENT (Includes Jail Bed Count** and Contracted Beds)	30,143	30,207	26,032	23,875	-8%
GRAND TOTAL FOR THE DEPARTMENT (Excludes Jail Bed Count and Contracted Beds)	29,604	29,603	25,431	23,377	-8%

*Adjusted Operational Capacity includes Intake Beds and excludes Down, Held, and Segregation/Infirmary, and Program/Treatment Hold Beds.

**Jail Bed Counts - IDOC offender Jail Bed holding is demand-based, therefore Jail Bed Percent Capacity is always 0%. Jail Bed Operational Capacity is determined by each county's availability and fluctuates from month to month.

Sources: Planning Division Facility Body Count Report
 Planning Division Juvenile Daily Count Report
 OIS - Jail Bed Count
 Operational Support Services - Vacancy Report

Indiana Department of Correction
Table 3
Facility Population on the First Day of Each Month
(Excludes County Jail "Back-ups" & Contracted Beds)

<u>2022</u>	Adult <u>Male</u>	Adult <u>Female</u>	Juvenile <u>Male</u>	Juvenile <u>Female</u>	<u>Total</u>
January	20,752	2,067	241	37	23,097
February	20,530	2,002	248	37	22,817
March	20,537	2,044	251	39	22,871
April	20,685	2,093	273	38	23,089
May	20,796	2,103	270	35	23,204
June	20,667	2,074	271	41	23,053
July	20,720	2,067	280	38	23,105
August	20,739	2,079	279	35	23,132
September	20,727	2,060	273	38	23,098
October	20,700	2,087	284	39	23,110
November	20,794	2,090	288	42	23,214
December	20,719	2,118	300	40	23,177
<u>2023</u>	Adult <u>Male</u>	Adult <u>Female</u>	Juvenile <u>Male</u>	Juvenile <u>Female</u>	<u>Total</u>
January	20,715	2,112	299	44	23,170
February	20,756	2,140	299	43	23,238
March	20,752	2,145	297	45	23,239
April	20,753	2,140	316	49	23,258
May	20,874	2,136	318	49	23,377

Source: Research Division Juvenile Daily Count Report

Indiana Department of Correction
Table 4
Parole Caseload on May 4th, 2023

<u>Parole District</u>	Indiana Parolees		Other Jurisdiction		<u>Total</u>
	<u>Adult Male</u>	<u>Adult Female</u>	<u>Adult Male</u>	<u>Adult Female</u>	
<i>Interstate Compact (PD0)*</i>	263	16	494	67	840
	<i>District Supervision Breakdown as follows:</i>				
Re-Entry Parole (PD1)	322	31	35	5	393
Fort Wayne (PD2)	764	68	56	4	892
Indianapolis (PD3)	1145	90	73	11	1,319
Evansville (P4A)	502	56	37	10	605
Terre Haute (P4B)	452	55	22	5	534
Bloomington (PD5)	351	52	29	4	436
Gary (PD6)	420	28	101	8	557
New Castle (PD7)	735	94	31	7	867
South Bend (PD8)	703	46	60	6	815
Madison (PD9)	356	51	50	7	464
Total	6,013	587	494	67	7,161

Total Parole Population on the First Day of Each Month

<u>Calendar Year 2023</u>	Indiana Parolees		Other Jurisdiction		<u>Total</u>
	<u>Adult Male</u>	<u>Adult Female</u>	<u>Adult Male</u>	<u>Adult Female</u>	
January	5,817	528	476	67	6,888
February	5,858	553	477	63	6,951
March	5,920	564	472	62	7,018
April	6,013	587	494	67	7,161

* Includes Indiana parolees who are serving their parole in another state, as well as offenders from other States being supervised in Indiana (Interstate Compact)

Sources: Juvenile Services
Parole Division



Adult Offender Statistics



Indiana Department of Correction
Table 5
Monthly Admissions and Releases- Adult Offenders
(Includes County Jail "Back-ups" & Contracted Beds)
April 2023

Admissions	Male	Female	Total
New Commitments	368	43	411
Parole Violators - New Commits	14	1	15
Parole Violators - Technical	68	4	72
Unsentenced (Safekeepers)	2	0	2
Return from Esc - Sec/NonSec Facility	0	0	0
Return from Escape - Non-Secure Facility	0	0	0
Return from Escape - CTP Absconds	0	0	0
Court Supervision Violators - New Commits	34	4	38
Court Supervision Violators - Technical	168	33	201
Return from CTP - New Commits	1	0	1
Return from CTP - Technical	1	0	1
Unknown (Missing Data)	0	0	0
Total Admissions	656	85	741

Releases	Male	Female	Total
Parole	386	51	437
Probation	237	50	287
Escape Secure Facility	0	0	0
Walk-Away - Non-Secure Facility	0	0	0
Discharged	101	9	110
Unsentenced Discharged	2	0	2
Other (i.e. Death)	3	0	3
Community Transition Program (CTP)	29	5	34
CTP Absconds	0	0	0
Unknown (Missing Data)	0	0	0
Total Releases	758	115	873

Of the 368 new commitments of male felons, 206 (56.0%) had a prior commitment.

Of the 43 new commitments of female felons, 14 (32.6%) had a prior commitment.

Effective July 1, 1998, misdemeanants are to be committed to DOC only under special circumstances (IC 11-12-6)

Sources: SAS-prsadm8.pgm, SAS - prisrel8.pgm

Indiana Department of Correction
Table 6
New Admissions by County of Commitment - Adult Offenders

April 2023

County	Felony Level												Total	County	Felony Level												Total
	Murder	FA	FB	FC	FD	F1	F2	F3	F4	F5	F6	Other*			Murder	FA	FB	FC	FD	F1	F2	F3	F4	F5	F6	Other*	
Adams	0	0	0	0	0	0	0	0	1	0	0	0	1	Madison	0	0	0	0	0	1	0	5	5	5	10	0	26
Allen	2	0	2	0	0	1	3	5	8	22	16	0	59	Marion	6	0	3	1	0	4	9	35	30	43	0	0	131
Bartholomew	0	0	0	0	0	0	0	0	3	1	1	0	5	Marshall	0	0	0	0	0	0	1	1	5	3	0	0	10
Benton	0	0	0	0	0	0	0	0	0	0	0	0	0	Martin	0	0	0	0	0	0	0	0	0	0	0	0	0
Blackford	0	0	0	0	0	0	0	1	1	3	0	0	5	Miami	0	0	0	0	0	0	0	0	0	0	0	0	0
Boone	0	0	1	0	0	0	0	1	1	4	1	0	8	Monroe	0	0	0	0	0	0	0	0	0	1	0	0	1
Brown	0	0	0	0	0	1	0	0	0	0	0	0	1	Montgomery	0	0	0	0	0	0	0	1	1	2	3	0	7
Carroll	0	0	0	0	0	0	0	0	0	0	1	0	1	Morgan	0	0	0	0	0	0	0	0	0	1	0	0	1
Cass	0	0	0	0	0	0	0	0	0	5	0	0	3	Newton	0	0	0	0	0	0	0	0	0	0	0	0	0
Clark	0	0	0	0	0	1	0	3	0	4	1	0	9	Noble	0	0	0	0	0	0	0	0	1	1	3	0	5
Clay	0	0	0	0	0	0	0	0	1	2	0	0	3	Ohio	0	0	0	0	0	0	0	0	1	0	0	0	1
Clinton	0	1	0	0	0	1	0	0	1	0	0	0	3	Orange	0	0	0	0	0	0	0	1	1	2	1	0	5
Crawford	0	0	0	0	0	0	0	0	0	0	0	0	0	Owen	0	0	0	0	0	0	0	0	0	0	0	0	0
Daviess	0	0	0	0	0	0	0	1	2	0	0	0	3	Parke	0	0	0	0	0	0	0	0	0	0	2	0	2
Dearborn	0	0	1	1	0	0	0	0	1	1	0	0	4	Perry	0	0	0	0	0	0	0	0	2	0	1	0	3
Decatur	0	0	0	0	0	0	0	0	1	3	2	0	6	Pike	0	0	0	0	0	0	0	0	1	0	0	0	1
DeKalb	0	0	0	0	0	0	0	0	0	1	2	0	3	Porter	1	0	0	0	0	0	0	2	2	1	0	0	6
Delaware	0	0	0	0	0	1	1	1	2	0	0	0	5	Posey	0	0	0	0	0	1	0	0	0	0	0	0	1
Dubois	0	0	0	0	0	0	0	1	0	1	0	0	2	Pulaski	0	0	0	0	0	0	0	0	0	0	0	0	0
Elkhart	0	3	2	0	0	0	2	5	5	7	6	0	30	Putnam	0	0	0	0	0	0	0	0	0	0	1	0	1
Fayette	0	0	0	0	0	0	0	1	0	1	4	0	6	Randolph	0	0	0	0	0	0	0	1	0	1	0	0	2
Floyd	0	0	0	0	0	0	0	0	0	1	0	0	1	Ripley	0	0	0	0	0	0	0	0	0	1	3	0	4
Fountain	0	0	0	0	0	0	0	0	0	0	0	0	0	Rush	0	0	0	0	0	0	0	0	0	3	1	0	4
Franklin	0	0	0	0	0	0	0	0	0	0	0	0	0	St. Joseph	0	0	0	0	0	0	0	2	5	6	10	0	23
Fulton	0	0	0	0	0	0	0	0	2	0	1	0	3	Scott	0	0	0	0	0	1	0	0	4	2	5	0	12
Gibson	0	0	0	0	0	0	1	0	0	1	0	0	2	Shelby	0	0	1	0	0	0	1	1	2	1	4	0	10
Grant	1	0	0	0	0	0	1	1	1	3	1	0	8	Spencer	0	0	0	0	0	0	0	1	0	0	0	0	1
Greene	0	0	0	0	0	0	0	0	1	1	1	0	3	Starke	0	0	0	0	0	0	0	0	0	1	0	0	1
Hamilton	0	0	0	1	0	0	1	3	1	4	0	0	10	Steuben	0	0	0	0	0	0	0	0	0	2	0	0	2
Hancock	0	0	0	0	0	0	0	0	3	2	2	0	7	Sullivan	0	0	0	0	0	0	0	0	1	0	2	0	3
Harrison	0	0	0	0	0	0	0	1	0	0	0	0	1	Switzerland	0	0	0	0	0	0	0	0	0	0	0	0	0
Hendricks	0	0	0	0	0	0	0	1	2	0	1	0	4	Tippecanoe	0	0	0	0	0	2	3	3	6	8	2	0	24
Henry	0	0	0	0	0	0	1	0	1	4	0	0	6	Tipton	0	0	0	0	0	0	0	0	0	1	0	0	1
Howard	0	0	0	0	0	0	0	1	1	0	4	0	6	Union	0	0	0	0	0	0	0	0	0	0	0	0	0
Huntington	0	0	0	0	0	0	0	0	0	7	0	0	7	Vanderburgh	1	0	1	0	0	1	4	2	4	13	18	0	44
Jackson	0	0	0	0	0	0	0	2	1	1	0	0	4	Vermillion	0	0	0	0	0	0	0	0	0	0	0	0	0
Jasper	0	0	0	0	0	0	0	0	0	2	0	0	2	Vigo	1	0	0	0	0	0	0	1	0	1	0	0	3
Jay	0	0	0	0	0	0	0	0	0	1	0	0	1	Wabash	0	0	0	0	0	0	0	0	0	5	3	0	8
Jefferson	0	0	0	0	0	0	1	0	3	4	1	0	9	Warren	0	0	0	0	0	0	0	0	0	0	1	0	1
Jennings	0	0	0	0	0	0	0	0	2	1	0	0	3	Warrick	0	0	1	0	0	0	0	0	0	2	0	0	3
Johnson	0	0	0	0	0	0	1	1	6	4	3	0	15	Washington	0	0	0	0	0	0	1	1	2	1	0	0	5
Knox	0	0	0	0	0	1	0	1	0	2	2	0	6	Wayne	0	0	0	0	1	0	1	2	2	5	1	0	12
Kosciusko	0	0	0	0	0	0	0	0	0	1	0	0	1	Wells	0	0	0	0	0	0	0	0	1	3	1	0	5
LaGrange	0	0	0	0	0	0	0	1	0	0	0	0	1	White	0	0	0	0	0	0	0	2	0	0	0	0	2
Lake	0	1	0	0	0	0	0	1	1	2	0	0	5	Whitley	0	0	0	0	0	0	0	0	0	1	1	0	2
LaPorte	0	0	0	0	0	0	1	1	3	0	0	0	5	Unknown	0	0	0	0	0	0	0	0	0	0	0	0	0
Lawrence	0	0	0	0	0	0	0	1	0	1	5	0	7	Totals	12	5	12	3	1	16	33	95	130	215	128	0	650

Data based on Most Serious Offense and includes only New- and Reccommitments.
Parole violators are not included.
*"Other" may include missing, habitual offense, contempt of court, or misdemeanor.
***"Unknown" represents offenders who were sentenced to DOC, but County of Commitment data was unavailable.
Source: Prsadm7.pgm

Indiana Department of Correction

Table 7

Release Type by County of Commitment - Adult Offenders

April 2023

County	Release Type				Total	County	Release Type				Total
	Parole	Probation	Discharged	CTP			Parole	Probation	Discharged	CTP	
Adams	3	5	0	0	8	Madison	30	18	6	1	55
Allen	29	20	8	4	61	Marion	76	41	18	2	137
Bartholomew	5	0	1	2	8	Marshall	1	7	0	0	8
Benton	0	1	0	0	1	Martin	0	0	0	0	0
Blackford	1	3	2	0	6	Miami	1	0	0	0	1
Boone	2	3	1	0	6	Monroe	2	4	3	0	9
Brown	1	0	0	0	1	Montgomery	6	2	1	0	9
Carroll	2	2	0	0	4	Morgan	4	1	0	0	5
Cass	6	4	4	1	15	Newton	3	0	0	0	3
Clark	5	2	0	0	7	Newton	3	6	1	0	10
Clay	1	1	2	0	4	Ohio	1	2	0	0	3
Clinton	2	1	0	0	3	Orange	3	2	0	0	5
Crawford	0	0	0	0	0	Owen	1	0	1	0	2
Daviess	0	2	0	1	3	Parke	3	0	2	0	5
Dearborn	5	8	0	0	13	Perry	0	1	0	0	1
Decatur	3	1	1	0	5	Pike	3	1	1	0	5
DeKalb	4	0	0	0	4	Porter	1	1	0	0	2
Delaware	6	1	3	0	10	Posey	8	1	4	0	13
Dubois	5	1	0	0	6	Pulaski	1	0	1	0	2
Elkhart	12	15	1	1	29	Putnam	0	0	1	0	1
Fayette	2	3	0	0	5	Randolph	0	0	1	0	1
Floyd	0	0	0	0	0	Ripley	4	0	1	0	5
Fountain	0	2	0	0	2	Rush	2	1	0	0	3
Franklin	3	0	0	0	3	St. Joseph	13	4	5	0	22
Fulton	0	2	0	1	3	Scott	4	4	1	0	9
Gibson	4	0	0	0	4	Shelby	7	2	1	1	11
Grant	11	4	0	6	21	Spencer	3	0	0	0	3
Greene	1	2	1	0	4	Starke	0	0	0	0	0
Hamilton	9	7	2	2	20	Steuben	0	0	0	0	0
Hancock	3	4	0	0	7	Sullivan	1	2	0	0	3
Harrison	0	4	0	0	4	Switzerland	1	2	0	0	3
Hendricks	2	4	0	0	6	Tippecanoe	8	16	3	0	27
Henry	3	1	0	0	4	Tipton	0	0	0	0	0
Howard	6	6	2	2	16	Union	0	0	0	0	0
Huntington	7	9	2	0	18	Vanderburgh	26	7	8	0	41
Jackson	2	0	0	2	4	Vermillion	2	2	1	0	5
Jasper	2	2	0	0	4	Vigo	1	3	1	4	9
Jay	4	1	0	0	5	Wabash	2	3	2	0	7
Jefferson	3	2	0	0	5	Warren	0	0	0	0	0
Jennings	4	1	0	0	5	Warrick	1	0	0	0	1
Johnson	14	5	3	0	22	Washington	3	1	1	0	5
Knox	4	0	2	0	6	Wayne	6	3	4	1	14
Kosciusko	1	3	2	0	6	Wells	2	4	0	0	6
LaGrange	1	1	0	0	2	White	0	0	0	0	0
Lake	11	1	2	1	15	Whitley	1	4	0	0	5
LaPorte	6	4	1	0	11	Unknown	0	0	2	0	2
Lawrence	8	4	2	2	16	Totals	437	287	112	34	870

This data excludes Temporary Moves, Safekeepers, Predispositions, Escapes, Deaths, releases from CTP and releases from Out of State Parole.

*"Unknown" represents offenders who were sentenced to DOC, but County of Commitment data was unavailable.

Source: prisrel7.pgm

Indiana Department of Correction
Table 8
The Number of Department of Correction Offenders
Held in County Jails*
May 1, 2023

<u>County</u>	<u>Adult Male</u>	<u>Adult Female</u>	<u>County</u>	<u>Adult Male</u>	<u>Adult Female</u>	<u>County</u>	<u>Adult Male</u>	<u>Adult Female</u>
Adams	0	1	Hendricks	2	0	Pike	0	0
Allen	13	1	Henry**	6	1	Porter	5	0
Bartholomew	8	0	Howard	8	0	Posey	8	1
Benton	0	0	Huntington	3	2	Pulaski**	0	0
Blackford**	1	0	Jackson	4	0	Putnam**	1	0
Boone	5	0	Jasper	1	0	Randolph	0	1
Brown	0	0	Jay	1	0	Ripley	2	0
Carroll	0	0	Jefferson	12	1	Rush	3	0
Cass	8	0	Jennings	2	1	St. Joseph	17	0
Clark	10	0	Johnson	5	2	Scott	4	2
Clay	1	0	Knox**	4	0	Shelby	1	1
Clinton	4	1	Kosciusko	5	1	Spencer**	1	0
Crawford**	0	0	LaGrange	0	0	Starke	0	0
Daviess	1	0	Lake	6	0	Steuben	0	0
Dearborn	7	0	LaPorte	2	0	Sullivan	1	1
Decatur	3	1	Lawrence	7	0	Switzerland	0	0
DeKalb	4	0	Madison	18	2	Tippecanoe	18	2
Delaware	6	1	Marion	52	4	Tipton	0	0
Dubois	0	0	Marshall	2	0	Union	0	0
Elkhart	15	5	Martin	0	0	Vanderburgh	19	4
Fayette	5	0	Miami	1	0	Vermillion	0	0
Floyd	1	0	Monroe	6	1	Vigo	4	0
Fountain	1	0	Montgomery	3	1	Wabash	2	1
Franklin	0	0	Morgan	1	1	Warren	0	0
Fulton	3	0	Newton	0	0	Warrick	0	0
Gibson	2	0	Noble	8	1	Washington	2	0
Grant	15	1	Ohio	0	0	Wayne	9	1
Greene	1	1	Orange**	2	0	Wells**	9	0
Hamilton	7	0	Owen	0	0	White	1	0
Hancock	2	1	Parke	0	0	Whitley	2	0
Harrison**	0	1	Perry	1	0	Total	394	46

* Data is based on known frequencies reported by the counties; some county data may be missing

** County Jail Substance Abuse Programs

Source: Offender Movement

Indiana Department of Correction
Table 9
Community Transition Program
Average Daily Populations

<u>Month</u>	<u>2018</u>	<u>2019</u>	<u>2020</u>	<u>2021</u>	<u>2022</u>	<u>2023</u>
January	392	382	338	301	264	158
February	402	379	338	304	275	153
March	411	372	317	300	286	150
April	441	376	278	291	281	145
May	443	396	279	270	267	
June	398	379	241	291	244	
July	386	393	256	293	222	
August	395	336	254	275	220	
September	387	330	262	270	200	
October	384	324	259	271	184	
November	366	323	270	261	169	
December	<u>381</u>	<u>339</u>	<u>275</u>	<u>262</u>	<u>171</u>	
YEARLY AVERAGE	399	361	281	282	232	

Source: CTP Database and OIS Warmbody

Indiana Department Of Correction
Table 10
Community Transition Program
April 2023 Release Information (Felony Level A-D)

Total number of offenders eligible to be released =		63
Felony A and B total =	55	
Felony C total =	5	
Felony D total =	1	
Murder =	2	
Total number of offenders transitioned to counties for CTP =		8
By default (lack of response from judge)		
Felony A or B =	0	
Felony C =	1	
Felony D =	0	
By approval by court order from judge		
Felony A or B =	6	
Felony C =	0	
Felony D =	0	
Murder =	1	
Total number of offenders transitioned to counties then returned to DOC due to refusal (court ordered denial upon receipt of offender) =		0
Total number of court ordered denials =		26
Felony A or B =	22	
Felony C =	2	
Felony D =	1	
Murder =	1	
Total number of Felony A or B, or Murder denials by default (no response from judge) =		14
Total number of offenders who became ineligible after eligibility determined but prior to CTP commencement date (reasons include change in Earliest Possible Release Date, change in warrant status, released to probation or to parole, other miscellaneous) =		15
Felony A or B =	13	
Felony C =	2	
Felony D =	0	
Murder =	0	

Indiana Department Of Correction
Table 10
Community Transition Program
April 2023 Release Information (Felony Level 1-6)

Total number of offenders eligible to be released =		258
Felony 1 and 2 total =	9	
Felony 3 and 4 total =	103	
Felony 5 and 6 total =	146	
Total number of offenders transitioned to counties for CTP =		30
By default (lack of response from judge)		
Felony 1 and 2 total =	0	
Felony 3 and 4 total =	0	
Felony 5 and 6 total =	7	
By approval by court order from judge		
Felony 1 and 2 total =	3	
Felony 3 and 4 total =	13	
Felony 5 and 6 total =	7	
Total number of offenders transitioned to counties then returned to DOC due to refusal (court ordered denial upon receipt of offender) =		0
Total number of court ordered denials =		95
Felony 1 and 2 total =	3	
Felony 3 and 4 total =	35	
Felony 5 and 6 total =	57	
Total number of Felony 1 or 2 denials by default (no response from judge) =		2
Total number of offenders who became ineligible after eligibility determined but prior to CTP commencement date (reasons include change in Earliest Possible Release Date, change in warrant status, released to probation or to parole, other miscellaneous) =		102
Felony 1 and 2 total =	1	
Felony 3 and 4 total =	28	
Felony 5 and 6 total =	73	

Source: SAS - CTP2 Adms

Indiana Department of Correction
Table 11
Total Number of Felony Offenses
Committed to the Indiana Department of Correction

April 2023

Felony Level	Primary Offense	Secondary Offense	Apr-23		This Calendar Year	
			SEX		SEX	
			F	M	F	M
A Felony	Arson (35-43-1-1)		-	-	-	2
	Burglary (35-43-2-1)		-	-	-	1
	Child Molesting (35-42-4-3)		-	3	-	16
	Dealing Cocaine or Narcotic Drug (35-48-4-1)		-	-	-	7
	Dealing Methamphetamine (35-48-4-1.1)		-	2	-	6
	Dealing Sched I, II, or III Cntrld Sub (35-48-4-2)		-	-	1	1
	Possession of Meth(35-48-4-6.1)		-	-	-	1
	Rape (35-42-4-1)		-	-	-	1
	Robbery (35-42-5-1)		-	-	-	2
A Felony Total			0	5	1	37

Felony Level	Primary Offense	Secondary Offense	Apr-23		This Calendar Year	
			SEX		SEX	
			F	M	F	M
B Felony	Accident/Failure to Stop-Serious Inj/Death (9-26-1-8)		-	-	-	1
	Aggravated Battery (35-42-2-1.5)		-	1	-	2
	Battery (35-42-2-1)		-	-	-	1
	Burglary (35-43-2-1)		-	8	6	20
	Carjacking (35-42-5-2)		-	1	-	1
	Child Molesting (35-42-4-3)		-	2	-	9
	Criminal Deviate Conduct (35-42-4-2)		-	-	-	1
	Dealing Cocaine or Narcotic Drug (35-48-4-1)		-	1	1	5
	Dealing Methamphetamine (35-48-4-1.1)		-	1	2	6
	Dealing Sched I, II, or III Cntrld Sub (35-48-4-2)		-	-	-	1
	Escape/Failure to Return (35-44-3-5)		-	-	-	2
	Felon in Possession of a Firearm (35-47-4-5)		-	1	-	1
	Robbery (35-42-5-1)		-	4	1	14
	Voluntary Manslaughter (35-42-1-3)		-	-	-	1
	B Felony Total			0	19	10

Felony Level	Primary Offense	Secondary Offense	Apr-23		This Calendar Year	
			SEX		SEX	
			F	M	F	M
C Felony	Battery (35-42-2-1)		-	1	-	4
	Burglary (35-43-2-1)		-	-	-	15
	Child Molesting (35-42-4-3)		-	5	-	11
	Criminal Confinement (35-42-3-3)		-	-	-	1
	Dealing Sched IV Controlled Substance (35-48-4-3)		-	-	1	-
	Escape/Failure to Return (35-44-3-5)		-	1	-	1
	Forgery (35-43-5-2)		-	-	2	-
	Handgun Violation (35-47-2-7)		-	-	-	1
	Intimidation (35-45-2-1)		-	-	-	1
	Non-Support of Dependent Child (35-46-1-5)		-	2	-	5
	Possession - Sawed-Off Shotgun (35-47-5-4.1)		1	-	1	-
	Possession of Controlled Substance (35-48-4-7)		-	-	-	1
	Robbery (35-42-5-1)		-	-	-	1
	Sexual Battery (35-42-4-8)		-	-	-	1
	Sexual Misconduct with a Minor (35-42-4-9)		-	-	-	3
	C Felony Total			1	9	4

Felony Level	Primary Offense	Secondary Offense	Apr-23		This Calendar Year	
			SEX		SEX	
			F	M	F	M
D Felony	Auto Theft, Receiving Stolen Parts (35-43-4-2.5)		-	-	-	1
	Failure to Appear (35-44-3-6)		-	1	-	1
	Failure to Return to Lawful Detention (35-44-3-5)		-	-	-	1
	Fraud (35-43-5-4)		-	-	1	-
	Legend Drug Deception (35-43-10-3)		-	-	2	-
	Non-Support of a Child (35-46-1-5)		-	1	-	1
	Operating Vehicle Intox-Prior (9-30-5-3)		-	-	-	1
	Possession of Controlled Substance (35-48-4-7)		-	-	1	-
	Public Indecency (35-45-4-1)		-	-	-	1
	Resisting Law Enforcement (35-44-3-3)		-	-	-	1
	Sex Offender without Identification (11-8-8-15)		-	1	-	1
	Sexual Battery (35-42-4-8)		-	1	-	1
	Strangulation (35-42-2-9)		-	-	-	1
	Theft, Receiving Stolen Property (35-43-4-2)		-	-	2	-
D Felony Total			0	4	6	10

Felony Level	Primary Offense	Secondary Offense	Apr-23		This Calendar Year	
			SEX		SEX	
			F	M	F	M
Level 1 Felony	Aggravated Battery (35-42-2-1.5)		-	-	-	1
	Aiding, Inducing or Causing an Offense (35-41-2-4)	Murder (35-42-1-1) Rape (35-42-4-1)	-	-	1	-
	Attempted Murder (35-42-1-1(1))		-	1	-	1
	Attempt to Commit a Felony (35-41-5-1)	Child Molesting (35-42-4-3) Murder (35-42-1-1)	-	1	-	1
	Burglary (35-43-2-1)		-	2	2	13
	Child Molesting (35-42-4-3)		-	1	-	2
	Dealing a Substance Resulting in Death (35-42-1-1.5)		-	13	-	50
	Firearm Enhancement (35-50-2-11)		-	-	-	1
	Neglect of a Dependent/Death (35-46-1-4)		-	-	-	1
	Rape (35-42-4-1)		1	1	4	4
			-	7	-	9
	Level 1 Felony Total			1	26	9

Felony Level	Primary Offense	Secondary Offense	Apr-23		This Calendar Year	
			SEX		SEX	
			F	M	F	M
Level 2 Felony	Attempt to Commit a Felony (35-41-5-1)	Burglary (35-43-2-1)	-	1	-	1
	Burglary (35-43-2-1)		-	3	-	11
	Conspiracy (35-41-5-2)	Dealing Cocaine or Narcotic Drug (35-48-4-1) Dealing Methamphetamine (35-48-4-1.1) Murder (35-42-1-1)	-	-	-	1
			-	-	1	-
	Criminal Confinement (35-42-3-3)		-	-	-	1
	Dealing Cocaine or Narcotic Drug (35-48-4-1)		1	10	4	38
	Dealing Methamphetamine (35-48-4-1.1)		2	12	17	77
	Dealing Sched I, II, or III Cntrl'd Sub (35-48-4-2)		-	2	-	5
	Habitual Offender (35-50-2-8)		-	-	-	4
	Manufacturing Methamphetamine (35-42-4-5)		-	-	-	1
	Robbery (35-42-5-1)		-	7	1	19
	Voluntary Manslaughter (35-42-1-3)		-	2	1	13
	Level 2 Felony Total			3	37	24

Felony Level	Primary Offense	Secondary Offense	Apr-23		This Calendar Year	
			SEX		SEX	
			F	M	F	M
Level 3 Felony	Accident/Failure to Stop-Serious Inj/Death (9-26-1-1.1)		-	-	1	1
		Habitual Offender Controlled Substance (35-50-2-10)	-	1	-	1
	Aggravated Battery (35-42-2-1.5)		1	15	5	47
	Attempt to Commit a Felony (35-41-5-1)	Aggravated Battery (35-42-2-1.5)	-	3	-	3
		Robbery (35-42-5-1)	1	-	1	9
	Battery (35-42-2-1)		-	-	1	1
	Burglary (35-43-2-1)		-	-	1	3
	Child Molesting (35-42-4-3)		-	12	-	22
	Conspiracy (35-41-5-2)	Robbery (35-42-5-1)	-	1	-	1
	Criminal Confinement (35-42-3-3)		-	7	6	27
	Dealing Cocaine or Narcotic Drug (35-48-4-1)		-	6	5	26
	Dealing Methamphetamine (35-48-4-1.1)		3	14	16	55
	Dealing Sched I, II, or III Cntrld Sub (35-48-4-2)		-	2	-	6
	Dealing Sched IV Cntrld Sub (35-48-4-3)		-	-	1	2
	Dealing in Sub that Results in Death (35-42-1-1.5)		-	-	1	-
	Habitual Offender (35-50-2-8)		-	-	1	-
	Human Sexual Trafficking (35-42-3.5-1)		-	-	-	1
	Kidnapping (35-42-3-2)		-	1	-	5
	Neglect of a Dependent/Death (35-46-1-4)		1	2	4	11
	Possession of Cocaine or Narcotic Drug (35-48-4-6)		-	1	1	7
	Possession of Meth (35-48-4-6.1)		-	7	8	24
	Rape (35-42-4-1)		-	2	-	8
	Robbery (35-42-5-1)		3	48	8	146
Level 3 Felony Total			9	122	60	406

Felony Level	Primary Offense	Secondary Offense	Apr-23		This Calendar Year		
			SEX		SEX		
			F	M	F	M	
Level 4 Felony	Aiding, Inducing or Causing an Offense (35-41-2-4)	Burglary (35-43-2-1)	-	-	-	1	
	Arson (35-43-1-1)		-	3	1	12	
	Attempt to Commit a Felony (35-41-5-1)	Burglary (35-43-2-1)	-	-	-	1	
		Escape (35-44.1-3-4)	-	-	-	1	
		Sexual Misconduct with a Minor (35-42-4-9)	-	1	-	1	
	Burglary (35-43-2-1)		2	18	14	90	
	Child Exploitation (35-42-4-4)		-	1	-	38	
	Child Molesting (35-42-4-3)		-	27	-	103	
	Child Solicitation (35-42-4-6)		-	5	-	10	
	Conspiracy (35-41-5-2)	Dealing Cocaine or Narcotic Drug (35-48-4-1)	-	-	-	2	
		Dealing Methamphetamine (35-48-4-1.1)	-	1	-	1	
	Criminal Confinement (35-42-3-3)		-	-	-	1	
	Dealing Cocaine or Narcotic Drug (35-48-4-1)		-	8	4	33	
	Dealing Methamphetamine (35-48-4-1.1)		6	9	13	40	
	Dealing Sched I, II, or III Cntrld Sub (35-48-4-2)		-	-	-	5	
	Dealing Sched IV Controlled Substance (35-48-4-3)		1	-	1	2	
	Escape (35-44.1-3-4)		-	-	1	-	
	Felon in Possession of a Firearm (35-47-4-5)		1	52	4	190	
	Habitual Offender (35-50-2-8)		-	-	1	3	
	Incest (35-46-1-3)		-	1	-	2	
	Leaving Scene of Accident with Serious Bodily Injury (9-26-1-1.1)		1	1	1	5	
	Manufacturing Meth (35-48-4-1.2)		-	1	-	1	
	Operating Motor Vehicle While Intoxicated - Death Schedule I,II (9-30-5-5(A2))		-	-	-	1	
	Operating Vehicle Intoxicated/Death (9-30-5-5)		2	3	6	16	
	Operating a Vehicle While Intoxicated Causing Serious Bodily Injury (9-30-5-4(A2))		-	2	-	7	
	Possession of Cocaine or Narcotic Drug (35-48-4-6)		-	2	5	17	
	Possession of Dangerous Device (35-44.1-3-7)		-	-	-	2	
	Possession of Meth (35-48-4-6.1)		3	13	19	58	
	Sexual Battery (35-42-4-8)		-	-	-	2	
	Sexual Misconduct with a Minor (35-42-4-9)		-	9	4	28	
	Vicarious Sexual Gratification (35-42-4-5)		-	2	-	2	
	Level 4 Felony Total			16	159	74	675

Felony Level	Primary Offense	Secondary Offense	Apr-23		This Calendar Year	
			SEX		SEX	
			F	M	F	M
Level 5 Felony	Aiding, Inducing or Causing an Offense (35-41-2-4)	Burglary (35-43-2-1)	-	-	-	1
	Assisting a Criminal (35-44.1-2-5)		1	-	2	4
	Attempt to Commit a Felony (35-41-5-1)	Battery (35-42-2-1)	-	1	1	2
		Burglary (35-43-2-1)	-	-	-	1
		Child Seduction (35-41-5-1)	-	-	-	1
		Criminal Recklessness (35-42-2-2)	-	-	-	1
		Dealing in Methamphetamine (35-48-4-1.1)	-	-	-	1
		Disarming Officer (35-44.1-3-2)	-	-	-	2
		Robbery (35-42-5-1)	-	-	-	3
		Auto Theft, Receiving Stolen Parts (35-43-4-2.5)		7	3	24
		Battery (35-42-2-1)		2	28	17
		Burglary (35-43-2-1)		3	19	6
		Child Exploitation (35-42-4-4)		-	1	5
		Child Pornography (35-42-4-4(C))		-	-	-
		Child Possession of a Firearm (35-47-10-5)		-	3	-
		Child Seduction (35-42-4-7)		-	-	-
		Child Solicitation (35-42-4-6)		-	3	-
		Conspiracy (35-41-5-2)	Dealing in Methamphetamine (35-48-4-1.1)	-	-	-
		Conversion (35-43-4-3)		1	-	1
		Corrupt Business Influence (35-45-6-2)		1	1	1
		Criminal Confinement (35-42-3-3)		-	3	1
		Criminal Recklessness (35-42-2-2)		1	9	5
		Dealing Cocaine or Narcotic Drug (35-48-4-1)		1	5	4
		Dealing Marijuana, Hash Oil, or Hashish (35-48-4-10)		-	1	-
		Dealing Methamphetamine (35-48-4-1.1)		6	28	27
		Dealing Sched I, II, or III Cntrl'd Sub (35-48-4-2)		-	-	4
		Dealing Sched IV Cntrl'd Sub (35-48-4-3)		-	-	-
		Dealing in Methamphetamine (35-48-4-1.1)		4	7	10
		Dealing/Poss. Look-Alike Subs (35-48-4-4.6)		-	-	-
		Disarm/Attempt to Disarm an Officer (35-44.1-3-2)		-	1	-
		Domestic Battery (35-42-2-1.3)		2	15	10
		Escape (35-44.1-3-4)		1	5	4
		Failure to Register as a Sex Offender (11-8-8-17)		-	12	-
		Firearm Enhancement (35-50-2-11)		-	-	-
		Firearm w/in One Mile of School (35-47-2-1)		-	11	1
		Fraud (35-43-5-4)		-	-	1
		Fraud on Financial Institution (35-43-5-8)		1	3	1
		Habitual Felony Offender (35-50-2-8)		-	1	-
		Home Improvement Fraud (35-43-6-12)		-	-	-
		Incest (35-46-1-3)		-	-	-
		Intimidation (35-45-2-1)		1	17	3
		Kidnapping (35-42-3-2)		-	2	-
		Neglect of a Dependent/Death (35-46-1-4)		3	1	13
		Non-Support of Dependent Child (35-46-1-5)		1	1	1
		Obliterating Handgun I.D. (35-47-2-18)		-	2	1
		Obstruction of Justice (35-44.1-2-2)		-	-	1
		Oper Veh Aft Life Susp (9-30-10-17)		-	14	2
			Habitual Offender Controlled Substance (35-50-2-10)	-	-	-
		Operating Vehicle Intox-Prior (9-30-5-3)		1	-	1
		Operating Vehicle Intoxicated/Injury (9-30-5-4)		-	2	2
		Possession - Machine Gun or Bomb (35-47-5-8)		-	1	-
		Possession of Cocaine or Narcotic Drug (35-48-4-6)		1	10	8
		Possession of Dangerous Device (35-44.1-3-7)		-	-	-
		Possession of Precursors (35-48-4-14.5)		-	-	-
		Possession of Syringes or Needles (16-42-19-18)		-	-	-
		Promoting Prostitution (35-45-4-4)		-	2	-
		Reckless Homicide (35-42-1-5)		1	3	2
		Removing ID Marks on a Handgun (35-50-2-8)		-	-	1
		Resisting Law Enforcement (35-44.1-3-1)		-	6	1
		Robbery (35-42-5-1)		1	6	6
			Habitual Offender Controlled Substance (35-50-2-10)	-	-	-
		Sexual Misconduct with Service Provider (35.44.1-3-10)		-	-	1
		Sexual Misconduct with a Minor (35-42-4-9)		-	3	-
		Stalking (35-45-10-5)		-	3	-
		Strangulation (35-42-2-9)		-	2	-
	Theft, Receiving Stolen Property (35-43-4-2)		1	4	5	
	Trafficking with an Inmate (35-44.1-3-5)		-	-	-	
	Vicarious Sexual Gratification (35-42-4-5)		-	28	4	
	Vicarious Sexual Gratification (35-42-4-5)		-	-	-	
Level 5 Felony Total			34	271	156	1165

Felony Level	Primary Offense	Secondary Offense	Apr-23		This Calendar Year	
			SEX		SEX	
			F	M	F	M
Level 6 Felony	Aiding in Manufacture of Sch II Cont Subst (35-48-4-2)		-	3	1	3
	Arson (35-43-1-1)		-	-	-	1
	Assisting a Criminal (35-44.1-2-5)		-	-	1	-
	Attempt to Commit a Felony (35-41-5-1)	Attempted/Obstruction of Justice (35-41-5-1)	-	1	-	1
		Theft, Receiving Stolen Property (35-43-4-2)	-	1	-	1
	Auto Theft, Receiving Stolen Parts (35-43-4-2.5)		-	11	6	26
	Battery (35-42-2-1)		2	14	8	66
	Bestiality (35-46-3-14)		-	-	-	2
	Child Exploitation (35-42-4-4)		-	-	-	2
	Child Seduction (35-42-4-7)		-	-	-	1
	Conspiracy (35-41-5-2)	Theft, Receiving Stolen Property (35-43-4-2)	-	1	-	1
	Criminal Confinement (35-42-3-3)		-	1	-	14
	Criminal Confinement (35-42-3-3)		1	18	10	70
	Criminal Recklessness (35-42-2-2)		-	5	-	21
	Criminal Trespass (35-43-2-2)		-	-	-	1
	Danger Comm Dis Carrier Int Fail to Warn (35-45-21-3)		-	-	-	1
	Dealing Marijuana, Hash Oil, or Hashish (35-48-4-10)		-	3	-	9
	Dealing/Poss. Look-Alike Subs (35-48-4-10.5)		-	-	-	1
	Dealing/Poss. Look-Alike Subs (35-48-4-11.5)		-	1	-	1
	Dissemination of Matter Harmful to Minor (35-49-3-3)		1	2	1	4
	Escape (35-44.1-3-4)		5	14	20	63
	Fail to Reg Sex Off (11-8-8-17)		-	5	-	28
	Failure to Appear (35-44.1-2-9)		-	1	1	2
	Forgery, Counterfeiting, Application Fraud (35-43-5-2)		2	1	3	8
	Habitual Offender (35-50-2-8)		-	3	-	7
	Home Improvement Fraud (35-43-6-12)		-	-	-	1
	Identity Deception (35-43-5-3.5)		-	1	1	2
	Impersonation of a Public Servant (35-44-2-3)		-	-	1	-
	Insurance Fraud (35-43-5-4.5)		-	3	2	4
	Intimidation (35-45-2-1)		-	13	3	57
	Invasion of Privacy (35-46-1-15.1)		-	7	-	29

Felony Level	Primary Offense	Secondary Offense	Apr-23		This Calendar Year	
			SEX		SEX	
			F	M	F	M
Level 6 Felony (Cont'd)	Leaving the Scene of an Accident(9-26-1-1.1)		-	-	-	6
	Maintain Common Nuisance (35-45-2-1(e))		1	1	2	10
	Maintaining Common Nuisance (35-48-4-13)		-	-	-	1
	Make False Sales Document (35-43-5-16)		-	-	-	2
	Moving Body from Scene of Death (36-2-14-17)		-	-	-	1
	Neglect of a Dependent/Death (35-46-1-4)		1	2	9	7
	Non-Support of Dependent Child (35-46-1-5)		-	2	-	5
	Obstruction of Justice (35-44.1-2-2)		1	1	3	17
	Oper Vehicle-Intox-Prev Conv (9-30-5-3)		-	4	3	17
	Operating Vehicle Intoxicated-Contrlld Sub (9-30-5-1)		2	1	9	16
		Habitual Offender Controlled Substance (35-50-2-10)	-	-	-	1
	Operating Vehicle Intoxicated-Endanger (9-30-5-2)		1	6	3	30
		Habitual Offender Controlled Substance (35-50-2-10)	-	1	-	5
	Operating Vehicle Intoxicated/Injury (9-30-5-4)		-	1	1	2
	Operating Vehicle-Habitual Violation (9-30-10-16)		-	6	7	18
	Pointing a Firearm (35-47-4-3)		1	5	1	12
	Poss of Hoax Device (35-47.5-5-6)		-	-	-	1
	Possession Sched IV Contrld Sub w/in 1,000 ft (35-48-4-7)		-	4	2	8
	Possession of Child Pornography (35-42-4-4(C))		1	-	1	-
	Possession of Cocaine or Narcotic Drug (35-48-4-6)		7	13	21	64
	Possession of Marijuana (35-48-4-11)		-	-	-	3
	Possession of Meth(35-48-4-6.1)		17	51	55	190
	Possession of Syringes or Needles (16-42-19-18)		4	19	27	71
	Possession or Use of Legend Drug (16-42-19-13)		-	1	-	5
	Residential Entry (35-43-2-1.5)		1	13	2	25
	Resisting Law Enforc (35-44.1-3-1)		2	18	7	95
	Sex Offender without Identification (11-8-8-15)		-	-	-	1
	Sexual Battery (35-42-4-8)		-	4	-	5
	Sexual Conduct in Presence of a Minor (35-42-4-5c)		-	-	-	2
	Stalking (35-45-10-5)		-	-	1	1
	Strangulation (35-42-2-9)		-	8	1	30
	Synthetic ID Deception (35-43-5-3.8)		-	-	1	-
	Theft, Receiving Stolen Property (35-43-4-2)		3	25	26	119
	Welfare Fraud (35-43-5-7)		-	1	-	1
Level 6 Felony Total			53	296	240	1198

Felony Level	Primary Offense	Secondary Offense	Apr-23		This Calendar Year	
			SEX		SEX	
			F	M	F	M
Murder	Murder (35-42-1-1)		-	16	4	73
Murder Total			0	16	4	73

Felony Level	Primary Offense	Secondary Offense	Apr-23		This Calendar Year	
			SEX		SEX	
			F	M	F	M
Habitual Offender	Habitual Offender (35-50-2-8)		-	1	-	2
	Habitual Offender Controlled Substance (35-50-2-10)		-	-	-	1
Habitual Offender Total			0	1	0	3

Grand Total	Apr-23		This Calendar Year	
	SEX		SEX	
	F	M	F	M
Grand Total	117	965	588	3932

Note: Offense data may not be available for all offenders at the time this table was prepared.
Only new commitments and probation violations are reported on this table.
Parole and Community Transition Program violators are excluded on this table.
Source: SAS - all.citations_mso.pgm

Indiana Department of Correction
 Table 12
 Number of New Admissions by Most Serious Offense
 Committed to the Indiana Department of Correction

April 2023

Felony Level	Primary Offense	Secondary Offense	Apr-23		This Calendar Year	
			SEX		SEX	
			F	M	F	M
Level A Felony	Arson (35-43-1-1)		-	-	-	1
	Child Molesting (35-42-4-3)		-	3	-	11
	Dealing Cocaine or Narcotic Drug (35-48-4-1)		-	-	-	6
	Dealing Methamphetamine (35-48-4-1.1)		-	2	-	6
	Dealing Sched I, II, or III Cntrl'd Sub (35-48-4-2)		-	-	1	1
	Possession of Meth(35-48-4-6.1)		-	-	-	1
	Robbery (35-42-5-1)		-	-	-	2
Level A Felony			0	5	1	28

Felony Level	Primary Offense	Secondary Offense	Apr-23		This Calendar Year		
			SEX		SEX		
			F	M	F	M	
Level B Felony	Accident/Failure to Stop-Serious Inj/Death (9-26-1-8)		-	-	-	1	
	Aggravated Battery (35-42-2-1.5)		-	1	-	2	
	Burglary (35-43-2-1)		-	5	2	13	
	Carjacking (35-42-5-2)		-	1	-	1	
	Child Molesting (35-42-4-3)		-	2	-	5	
	Criminal Deviate Conduct (35-42-4-2)		-	-	-	1	
	Dealing Cocaine or Narcotic Drug (35-48-4-1)		-	-	1	3	
	Dealing Methamphetamine (35-48-4-1.1)		-	1	2	6	
	Dealing Sched I, II, or III Cntrl'd Sub (35-48-4-2)		-	-	-	1	
	Escape/Failure to Return (35-44-3-5)		-	-	-	1	
	Felon in Possession of a Firearm (35-47-4-5)		-	1	-	1	
	Robbery (35-42-5-1)		-	1	1	10	
		Voluntary Manslaughter (35-42-1-3)		-	-	-	1
	Level B Felony Total			0	12	6	46

Felony Level	Primary Offense	Secondary Offense	Apr-23		This Calendar Year	
			SEX		SEX	
			F	M	F	M
Level C Felony	Battery (35-42-2-1)		-	1	-	1
	Burglary (35-43-2-1)		-	-	-	3
	Child Molesting (35-42-4-3)		-	-	-	2
	Criminal Confinement (35-42-3-3)		-	-	-	1
	Dealing Sched IV Controlled Substance (35-48-4-3)		-	-	1	-
	Forgery (35-43-5-2)		-	-	2	-
	Non-Support of Dependent Child (35-46-1-5)		-	1	-	3
	Possession - Sawed-Off Shotgun (35-47-5-4.1)		1	-	1	-
	Robbery (35-42-5-1)		-	-	-	1
		Sexual Misconduct with a Minor (35-42-4-9)		-	-	-
Level C Felony Total			1	2	4	12

Felony Level	Primary Offense	Secondary Offense	Apr-23		This Calendar Year	
			SEX		SEX	
			F	M	F	M
Level D Felony	Failure to Appear (35-44-3-6)		-	1	-	1
	Operating Vehicle Intox-Prior (9-30-5-3)		-	-	-	1
Level D Felony Total			0	0	0	2

Felony Level	Primary Offense	Secondary Offense	Apr-23		This Calendar Year	
			SEX		SEX	
			F	M	F	M
Level 1 Felony	Aggravated Battery (35-42-2-1.5)		-	-	-	1
	Aiding, Inducing or Causing an Offense (35-41-2-4)	Murder (35-42-1-1)	-	-	1	-
	Attempt to Commit a Felony (35-41-5-1)	Murder (35-42-1-1)	-	2	1	7
	Burglary (35-43-2-1)		-	1	-	2
	Child Molesting (35-42-4-3)		-	9	-	38
	Dealing a Substance Resulting in Death (35-42-1-1.5)		-	-	-	1
	Neglect of a Dependent/Death (35-46-1-4)		1	1	4	3
	Rape (35-42-4-1)		-	2	-	3
Level 1 Felony Total			1	15	6	55

Felony Level	Primary Offense	Secondary Offense	Apr-23		This Calendar Year	
			SEX		SEX	
			F	M	F	M
Level 2 Felony	Attempt to Commit a Felony (35-41-5-1)	Burglary (35-43-2-1)	-	1	-	1
	Burglary (35-43-2-1)		-	2	-	10
	Conspiracy (35-41-5-2)	Dealing Cocaine or Narcotic Drug (35-48-4-1)	-	-	-	1
		Dealing Methamphetamine (35-48-4-1.1)	-	-	-	1
		Murder (35-42-1-1)	-	-	1	-
		Criminal Confinement (35-42-3-3)	-	-	-	1
		Dealing Cocaine or Narcotic Drug (35-48-4-1)	1	8	4	29
		Dealing Methamphetamine (35-48-4-1.1)	2	11	16	66
		Dealing Sched I, II, or III Cntrl'd Sub (35-48-4-2)	-	2	-	5
		Manufacturing Methamphetamine (35-42-4-5)	-	-	-	1
		Robbery (35-42-5-1)	-	4	1	9
		Voluntary Manslaughter (35-42-1-3)	-	2	1	13
	Level 2 Felony Total			3	30	23

Felony Level	Primary Offense	Secondary Offense	Apr-23		This Calendar Year	
			SEX		SEX	
			F	M	F	M
Level 3 Felony	Accident/Failure to Stop-Serious Inj/Death (9-26-1-1.1)		-	-	1	1
		Habitual Offender Controlled Substance (35-50-2-10)	-	1	-	1
	Aggravated Battery (35-42-2-1.5)		1	12	4	41
	Attempt to Commit a Felony (35-41-5-1)	Robbery (35-42-5-1)	1	-	1	6
	Battery (35-42-2-1)		-	-	1	1
	Burglary (35-43-2-1)		-	-	1	3
	Child Molesting (35-42-4-3)		-	7	-	16
	Criminal Confinement (35-42-3-3)		-	5	3	12
	Dealing Cocaine or Narcotic Drug (35-48-4-1)		-	6	5	25
	Dealing Methamphetamine (35-48-4-1.1)		3	13	16	49
	Dealing Sched I, II, or III Cntrld Sub (35-48-4-2)		-	2	-	4
	Dealing Sched IV Cntrld Sub (35-48-4-3)		-	-	1	2
	Dealing in Sub that Results in Death (35-42-1-1.5)		-	-	1	-
	Human Sexual Trafficking (35-42-3.5-1)		-	-	-	1
	Kidnapping (35-42-3-2)		-	1	-	3
	Neglect of a Dependent/Death (35-46-1-4)		-	1	3	10
	Possession of Cocaine or Narcotic Drug (35-48-4-6)		-	-	1	6
	Possession of Meth (35-48-4-6.1)		-	6	8	22
	Rape (35-42-4-1)		-	2	-	6
	Robbery (35-42-5-1)		1	33	6	107
Level 3 Felony Total			6	89	52	316

Felony Level	Primary Offense	Secondary Offense	Apr-23		This Calendar Year	
			SEX		SEX	
			F	M	F	M
Level 4 Felony	Aiding, Inducing or Causing an Offense (35-41-2-4)	Burglary (35-43-2-1)	-	-	-	1
	Arson (35-43-1-1)		-	2	1	11
	Attempt to Commit a Felony (35-41-5-1)	Escape (35-44.1-3-4)	-	-	-	1
		Sexual Misconduct with a Minor (35-42-4-9)	-	1	-	1
	Burglary (35-43-2-1)		2	17	14	75
	Child Exploitation (35-42-4-4)		-	1	-	16
	Child Molesting (35-42-4-3)		-	14	-	51
	Child Solicitation (35-42-4-6)		-	5	-	9
	Conspiracy (35-41-5-2)	Dealing Methamphetamine (35-48-4-1.1)	-	1	-	1
	Criminal Confinement (35-42-3-3)		-	-	-	1
	Dealing Cocaine or Narcotic Drug (35-48-4-1)		-	6	2	24
	Dealing Methamphetamine (35-48-4-1.1)		6	8	10	32
	Dealing Sched I, II, or III Cntrld Sub (35-48-4-2)		-	-	-	5
	Dealing Sched IV Controlled Substance (35-48-4-3)		1	-	1	2
	Escape (35-44.1-3-4)		-	-	1	-
	Felon in Possession of a Firearm (35-47-4-5)		1	33	3	136
	Incest (35-46-1-3)		-	1	-	1
	Leaving Scene of Accident with Serious Bodily Injury (9-26-1-1.1)		1	1	1	5
	Manufacturing Meth (35-48-4-1.2)		-	1	-	1
	Operating Motor Vehicle While Intoxicated - Death Schedule I,II (9-30-5-5(A2))		-	-	-	1
	Operating Vehicle Intoxicated/Death (9-30-5-5)		2	2	6	14
	Operating a Vehicle While Intoxicated Causing Serious Bodily Injury (9-30-5-4(A2))		-	2	-	4
	Possession of Cocaine or Narcotic Drug (35-48-4-6)		-	1	5	14
	Possession of Dangerous Device (35-44.1-3-7)		-	-	-	2
	Possession of Meth (35-48-4-6.1)		3	11	17	51
	Sexual Battery (35-42-4-8)		-	-	-	1
	Sexual Misconduct with a Minor (35-42-4-9)		-	6	3	22
	Vicarious Sexual Gratification (35-42-4-5)		-	1	-	1
Level 4 Felony Total			16	114	64	483

Felony Level	Primary Offense	Secondary Offense	Apr-23		This Calendar Year	
			SEX		SEX	
			F	M	F	M
Level 5 Felony	Aiding, Inducing or Causing an Offense (35-41-2-4)	Burglary (35-43-2-1)	-	-	-	1
	Assisting a Criminal (35-44.1-2-5)		1	-	2	3
	Attempt to Commit a Felony (35-41-5-1)	Battery (35-42-2-1)	-	-	-	1
		Burglary (35-43-2-1)	-	-	-	1
		Child Seduction (35-41-5-1)	-	-	-	1
		Criminal Recklessness (35-42-2-2)	-	-	-	1
		Disarming Officer (35-44.1-3-2)	-	-	-	1
		Robbery (35-42-5-1)	-	-	-	3
		Auto Theft, Receiving Stolen Parts (35-43-4-2.5)		6	1	19
		Battery (35-42-2-1)		2	19	79
		Burglary (35-43-2-1)		3	17	80
		Child Exploitation (35-42-4-4)		-	1	4
		Child Pornography (35-42-4-4(C))		-	-	2
		Child Possession of a Firearm (35-47-10-5)		-	2	4
		Child Seduction (35-42-4-7)		-	-	1
		Child Solicitation (35-42-4-6)		-	2	11
		Conversion (35-43-4-3)		1	-	-
		Corrupt Business Influence (35-45-6-2)		1	1	6
		Criminal Confinement (35-42-3-3)		-	3	19
		Criminal Recklessness (35-42-2-2)		1	4	20
		Dealing Cocaine or Narcotic Drug (35-48-4-1)		1	2	7
		Dealing Marijuana, Hash Oil, or Hashish (35-48-4-10)		-	1	5
		Dealing Methamphetamine (35-48-4-1.1)		5	22	83
		Dealing Sched I, II, or III Cntrl'd Sub (35-48-4-2)		-	-	2
		Dealing in Methamphetamine (35-48-4-1.1)		2	2	18
		Dealing/Poss. Look-Alike Subs (35-48-4-4.6)		-	-	1
		Disarm/Attempt to Disarm an Officer (35-44.1-3-2)		-	1	1
		Domestic Battery (35-42-2-1.3)		2	13	84
		Escape (35-44.1-3-4)		1	4	12
		Failure to Register as a Sex Offender (11-8-8-17)		-	5	31
		Firearm Enhancement (35-50-2-11)		-	-	1
		Firearm w/in One Mile of School (35-47-2-1)		-	8	34
		Fraud (35-43-5-4)		-	-	1
		Fraud on Financial Institution (35-43-5-8)		1	2	8
		Habitual Felony Offender (35-50-2-8)		-	-	1
		Intimidation (35-45-2-1)		-	10	33
		Kidnapping (35-42-3-2)		-	1	1
		Neglect of a Dependent/Death (35-46-1-4)		2	1	5
		Non-Support of Dependent Child (35-46-1-5)		1	1	6
		Obliterating Handgun I.D. (35-47-2-18)		-	1	3
		Obstruction of Justice (35-44.1-2-2)		-	-	5
		Oper Veh Aft Life Susp (9-30-10-17)		-	10	36
			Habitual Offender Controlled Substance (35-50-2-10)	-	-	1
		Operating Vehicle Intox-Prior (9-30-5-3)		1	-	-
		Operating Vehicle Intoxicated/Injury (9-30-5-4)		-	-	5
		Possession - Machine Gun or Bomb (35-47-5-8)		-	-	3
		Possession of Cocaine or Narcotic Drug (35-48-4-6)		1	3	19
		Possession of Precursors (35-48-4-14.5)		-	-	1
		Possession of Syringes or Needles (16-42-19-18)		-	-	1
		Promoting Prostitution (35-45-4-4)		-	1	1
		Reckless Homicide (35-42-1-5)		1	3	6
		Removing ID Marks on a Handgun (35-50-2-8)		-	-	1
		Resisting Law Enforcement (35-44.1-3-1)		-	4	16
		Robbery (35-42-5-1)		1	5	28
			Habitual Offender Controlled Substance (35-50-2-10)	-	-	1
		Sexual Misconduct with Service Provider (35.44.1-3-10)		-	-	1
		Sexual Misconduct with a Minor (35-42-4-9)		-	2	18
		Stalking (35-45-10-5)		-	2	9
		Strangulation (35-42-2-9)		-	2	4
		Theft, Receiving Stolen Property (35-43-4-2)		1	3	12
	Trafficking with an Inmate (35-44.1-3-5)		-	-	4	
	Vicarious Sexual Gratification (35-42-4-5)		-	22	65	
	Vicarious Sexual Gratification (35-42-4-5)		-	-	1	
Level 5 Felony Total			29	186	117	830

Felony Level	Primary Offense	Secondary Offense	Apr-23		This Calendar Year	
			SEX		SEX	
			F	M	F	M
Level 6 Felony	Assisting a Criminal (35-44.1-2-5)		-	-	1	-
	Auto Theft, Receiving Stolen Parts (35-43-4-2.5)		-	2	4	6
	Battery (35-42-2-1)		-	3	4	26
	Bestiality (35-46-3-14)		-	-	-	1
	Child Exploitation (35-42-4-4)		-	-	-	2
	Conspiracy (35-41-5-2)	Theft, Receiving Stolen Property (35-43-4-2)	-	1	-	1
	Criminal Confinement (35-42-3-3)		-	1	-	7
	Criminal Confinement (35-42-3-3)		1	9	6	27
	Criminal Recklessness (35-42-2-2)		-	-	-	2
	Criminal Trespass (35-43-2-2)		-	-	-	1
	Dealing Marijuana, Hash Oil, or Hashish (35-48-4-10)		-	-	-	1
	Escape (35-44.1-3-4)		2	4	6	20
	Fail to Reg Sex Off (11-8-8-17)		-	3	-	11
	Forgery, Counterfeiting, Application Fraud (35-43-5-2)		-	-	1	4
	Habitual Offender (35-50-2-8)		-	1	-	2
	Identity Deception (35-43-5-3.5)		-	-	-	1
	Insurance Fraud (35-43-5-4.5)		-	-	1	-
	Intimidation (35-45-2-1)		-	5	1	21
	Invasion of Privacy (35-46-1-15.1)		-	2	-	8
	Leaving the Scene of an Accident(9-26-1-1.1)		-	-	-	1
	Maintain Common Nuisance (35-45-2-1(e))		1	1	1	4
	Make False Sales Document (35-43-5-16)		-	-	-	2
	Neglect of a Dependent/Death (35-46-1-4)		-	1	1	2
	Non-Support of Dependent Child (35-46-1-5)		-	1	-	3
	Obstruction of Justice (35-44.1-2-2)		-	-	-	2
	Oper Vehicle-Intox-Prev Conv (9-30-5-3)		-	3	1	9
	Operating Vehicle Intoxicated-Contrld Sub (9-30-5-1)		1	-	7	9
		Habitual Offender Controlled Substance (35-50-2-10)	-	-	-	1
	Operating Vehicle Intoxicated-Endanger (9-30-5-2)		-	4	2	19
		Habitual Offender Controlled Substance (35-50-2-10)	-	1	-	4
	Operating Vehicle-Habitual Violation (9-30-10-16)		-	3	1	5
	Possession of Cocaine or Narcotic Drug (35-48-4-6)		3	7	12	25
	Possession of Marijuana (35-48-4-11)		-	-	-	1
	Possession of Meth(35-48-4-6.1)		12	26	33	106
	Possession of Syringes or Needles (16-42-19-18)		1	6	6	22
	Residential Entry (35-43-2-1.5)		-	3	-	11
	Resisting Law Enforc (35-44.1-3-1)		1	4	1	18
	Sexual Battery (35-42-4-8)		-	2	-	3
	Stalking (35-45-10-5)		-	-	-	1
	Strangulation (35-42-2-9)		-	-	-	2
	Theft, Receiving Stolen Property (35-43-4-2)		2	11	18	51
Level 6 Felony Total			24	104	107	442

Felony Level	Primary Offense	Secondary Offense	Apr-23		This Calendar Year	
			SEX		SEX	
			F	M	F	M
HO	Habitual Offender (35-50-2-8)		-	-	-	-
HO Total			0	0	0	0

Felony Level	Primary Offense	Secondary Offense	Apr-23		This Calendar Year	
			SEX		SEX	
			F	M	F	M
Murder	Murder (35-42-1-1)		-	12	3	59
Murder Total			0	12	3	59

Grand Total			Apr-23		This Calendar Year	
			SEX		SEX	
			F	M	F	M
Grand Total			80	569	383	2410

Note: Offense data may not be available for all offenders at the time this table was prepared.
Only new commitments and probation violations are reported on this table.
Parole and Community Transition Program violators are excluded on this table.
Source: SAS - all.citations_mso.pgm

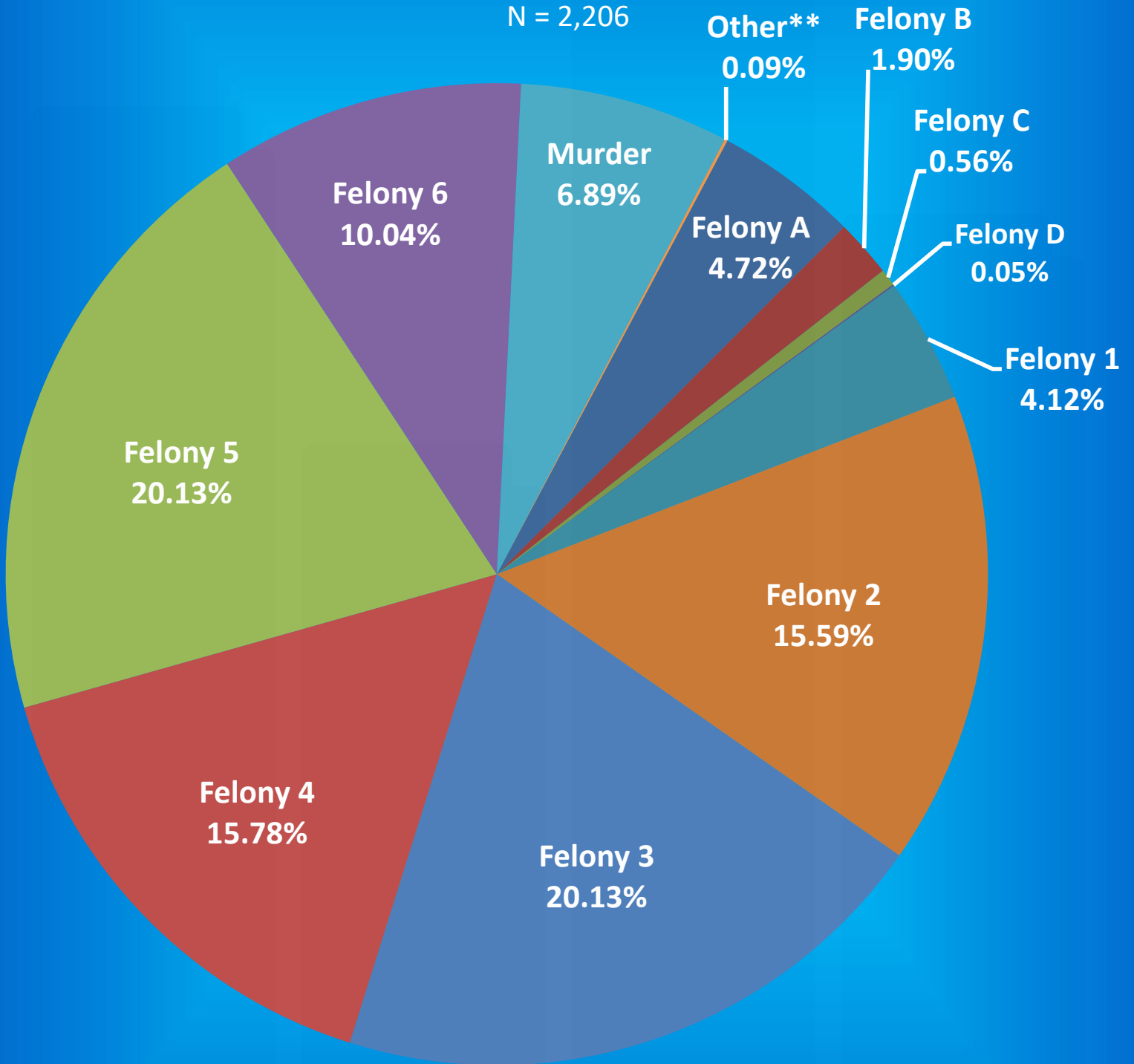
Indiana Department of Correction

Graph A

Female Population by Most Serious Offense Felony Level*

May 01, 2023

N = 2,206



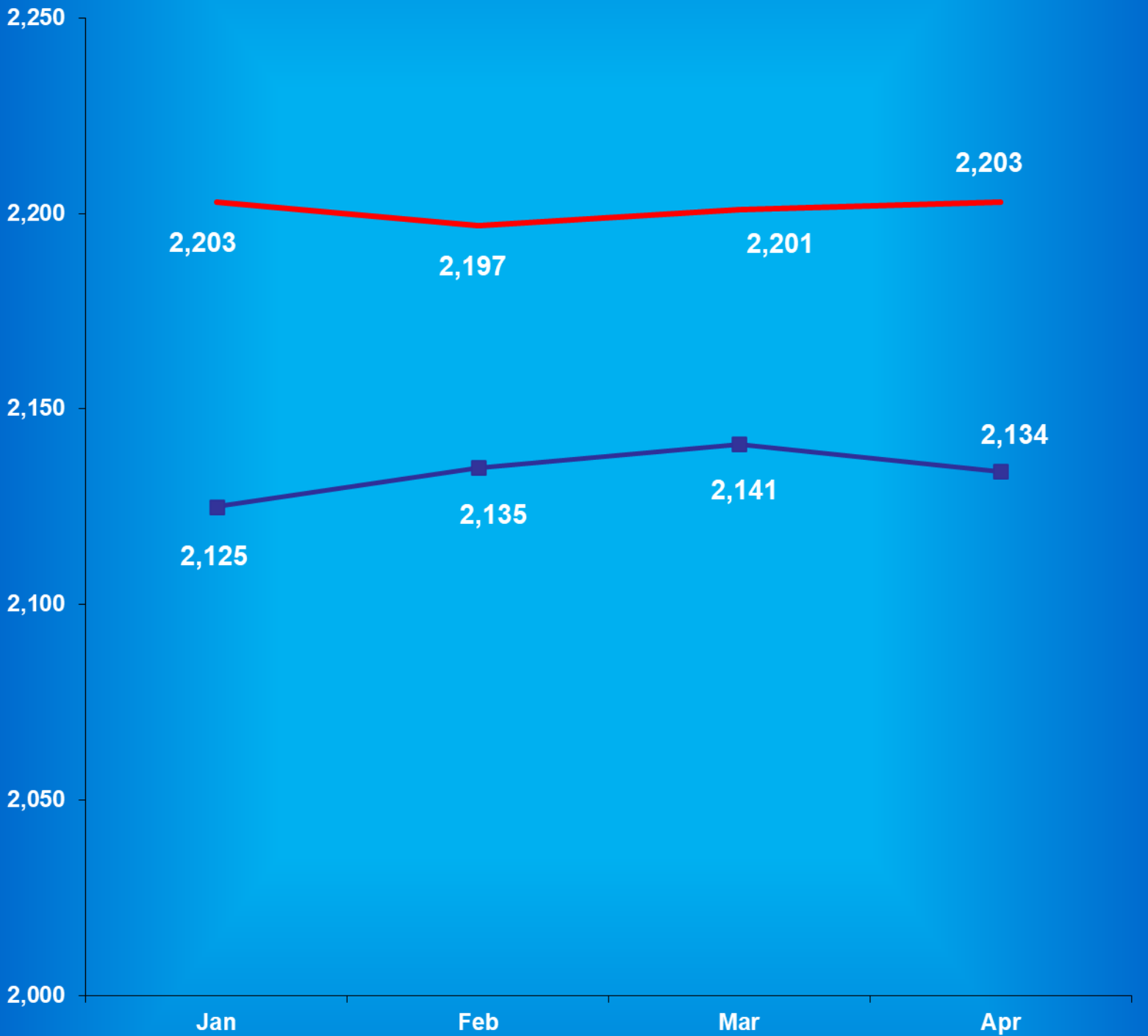
• Includes Offenders Held in County Jails and Contracted Beds

** Other includes Safekeepers, Predispositions, Habitual Offenders, Misdemeanants, and Unknowns

Indiana Department of Correction

Graph B

Average Daily Adult Female Offender Populations Calendar Year 2023



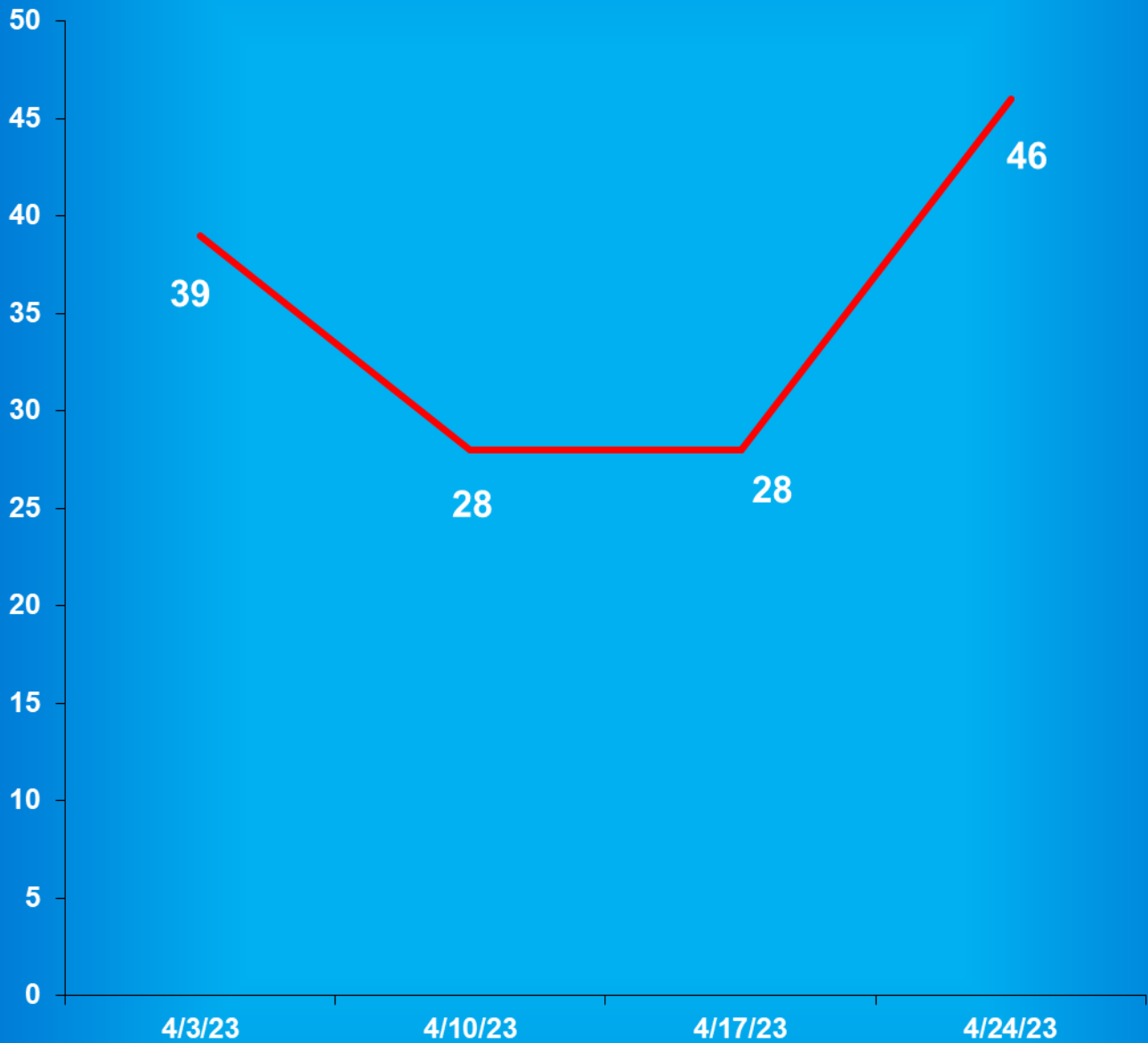
— Includes County Jail/Contract Beds — Excludes County Jail/Contract Beds

Indiana Department of Correction

Graph C

Adult Females Held in County Jails

April 2023



- Offenders held in county jails are newly sentenced offenders with completed court documents who are awaiting transfer to a DOC facility.

- Jail counts are a dynamic number that are affected by a variety of factors, including; sentencing trends, available DOC beds, and intake process completion.

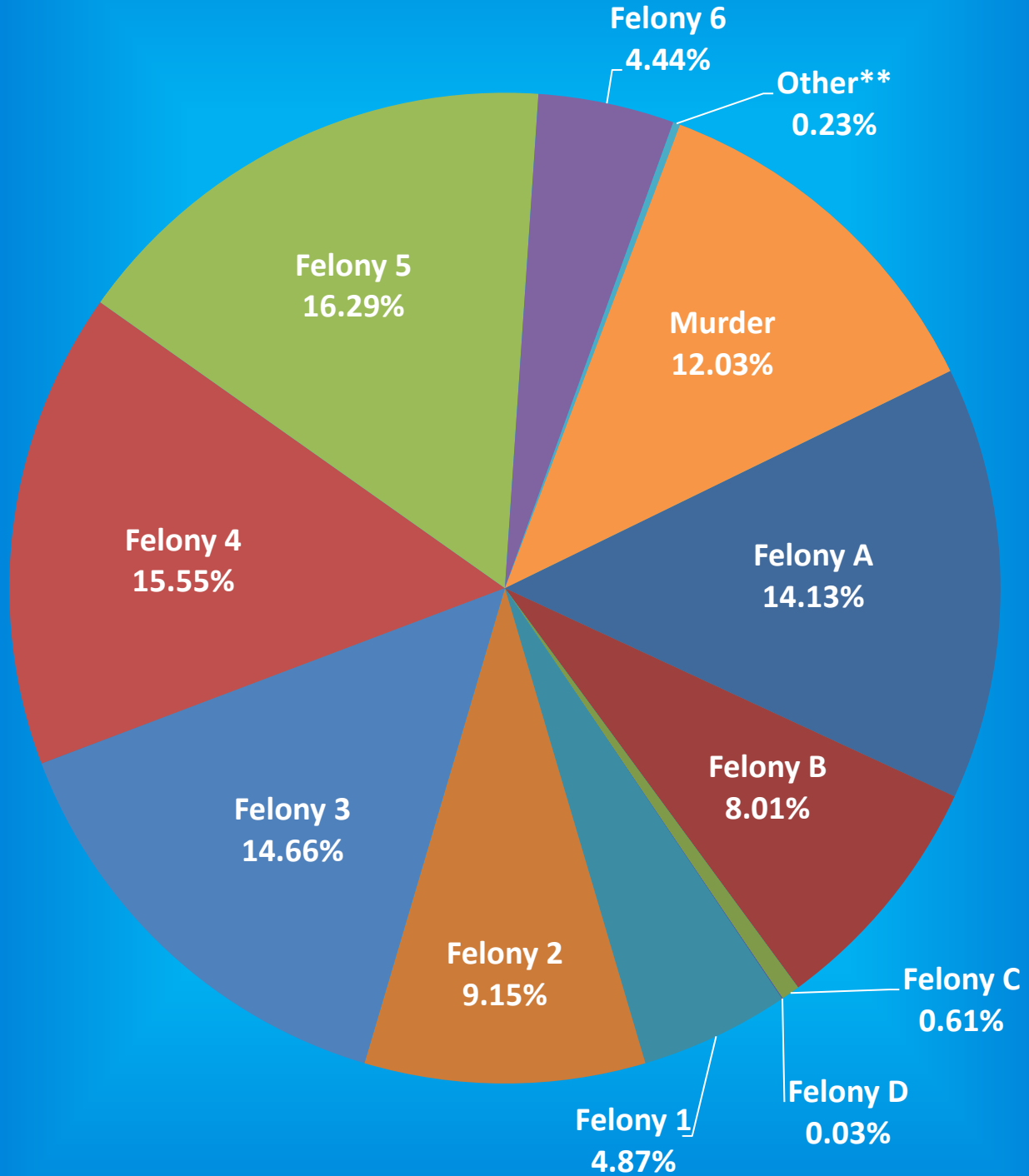
Indiana Department of Correction

Graph D

Male Population by Most Serious Offense Felony Level*

May 01, 2023

N = 21,302



• Includes Offenders Held in County Jails and Contracted Beds

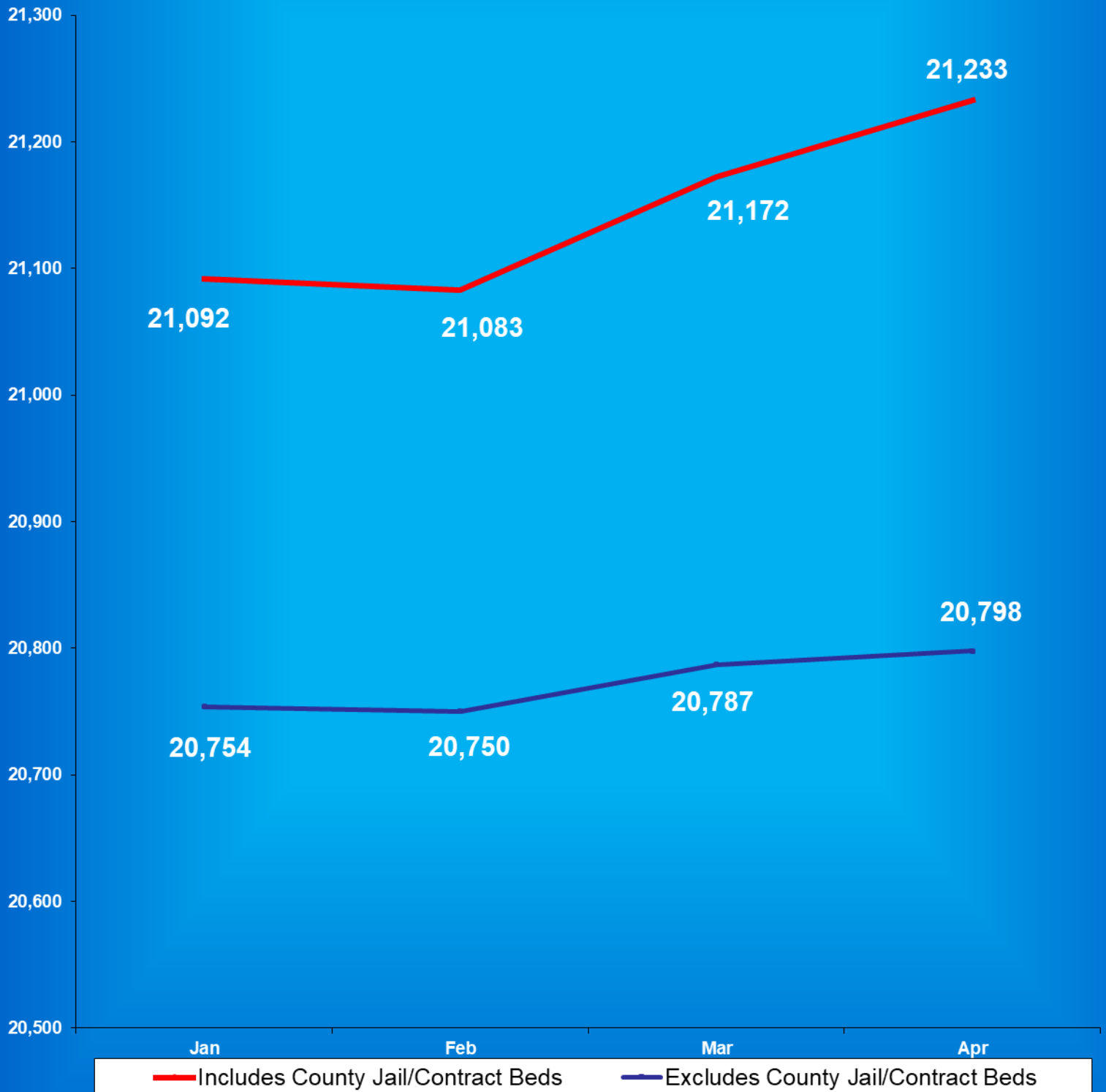
** Other includes Safekeepers, Predispositions, Habitual Offenders, Misdemeanants, and Unknowns

Indiana Department of Correction

Graph E

Average Daily Adult Male Offender Populations

Calendar Year 2023

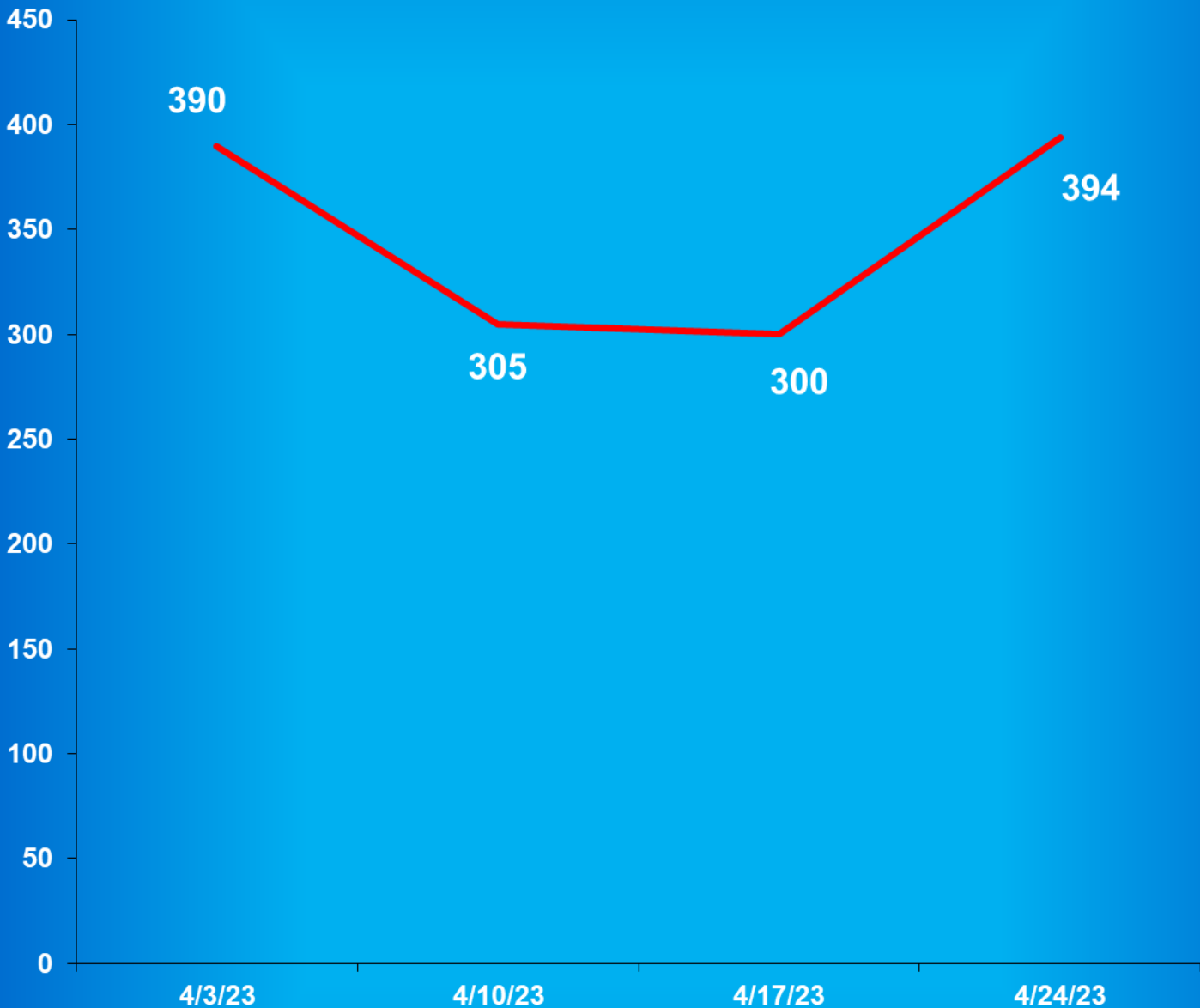


Indiana Department of Correction

Graph F

Adult Males Held in County Jails

April 2023



- Offenders held in county jails are newly sentenced offenders with completed court documents who are awaiting transfer to a DOC facility.

- Jail counts are a dynamic number that are affected by a variety of factors, including; sentencing trends, available DOC beds, and intake process completion.



Juvenile Offender Statistics



Indiana Department Of Correction
Table 13
Monthly Facility Admissions and Releases

Juvenile Offenders
April 2023

Admissions of All Juvenile Males

New Commitment	Re-Commitment	Parolee Return	Return From Escape	Diagnostics/Walk-Thrus
30	5	0	0	8

Releases of All Juvenile Males

Discharge	Parole	Escape	Diagnostics/Walk-Thrus
16	3	0	5

Admissions of All Juvenile Females

New Commitment	Re-Commitment	Parolee Return	Return From Escape	Diagnostics/Walk-Thrus
5	2	0	0	5

Releases of All Juvenile Females

Discharge	Parole	Escape	Diagnostics/Walk-Thrus
4	0	0	4

Sources:

SAS - mnthadm4_pgm_tbl13.pgm

SAS - mnthext4_pgm_tbl13.pgm

Indiana Department of Correction

Table 14

New Admissions by County of Commitment - Juveniles

April 2023

County	Admission Type			County	Admission Type		
	New Commits	Re Commits	Total		New Commits	Re Commits	Total
Adams	0	0	0	Madison	2	0	2
Allen	1	0	1	Marion	2	1	3
Bartholomew	0	0	0	Marshall	0	0	0
Benton	0	0	0	Martin	0	0	0
Blackford	1	0	1	Miami	0	0	0
Boone	0	0	0	Monroe	0	0	0
Brown	0	0	0	Montgomery	1	0	1
Carroll	0	0	0	Morgan	1	0	1
Cass	2	0	2	Newton	0	0	0
Clark	2	0	2	Noble	1	0	1
Clay	1	0	1	Ohio	0	0	0
Clinton	0	0	0	Orange	0	0	0
Crawford	0	0	0	Owen	0	0	0
Daviess	0	0	0	Parke	0	0	0
Dearborn	0	0	0	Perry	0	0	0
Decatur	0	0	0	Pike	0	0	0
DeKalb	0	0	0	Porter	0	0	0
Delaware	0	0	0	Posey	0	0	0
Dubois	0	0	0	Pulaski	1	0	1
Elkhart	3	0	3	Putnam	0	0	0
Fayette	0	0	0	Randolph	0	0	0
Floyd	0	0	0	Ripley	0	0	0
Fountain	0	0	0	Rush	0	0	0
Franklin	0	0	0	St. Joseph	1	0	1
Fulton	0	0	0	Scott	0	0	0
Gibson	2	0	2	Shelby	0	0	0
Grant	1	0	1	Spencer	0	0	0
Greene	0	0	0	Starke	0	0	0
Hamilton	1	0	1	Steuben	0	0	0
Hancock	0	0	0	Sullivan	0	0	0
Harrison	0	0	0	Switzerland	0	0	0
Hendricks	0	0	0	Tippecanoe	1	1	2
Henry	0	0	0	Tipton	0	0	0
Howard	1	2	3	Union	0	0	0
Huntington	0	0	0	Vanderburgh	7	3	10
Jackson	0	0	0	Vermillion	0	0	0
Jasper	1	0	1	Vigo	1	0	1
Jay	0	0	0	Wabash	0	0	0
Jefferson	0	0	0	Warren	0	0	0
Jennings	1	0	1	Warrick	0	0	0
Johnson	0	0	0	Washington	0	0	0
Knox	0	0	0	Wayne	0	0	0
Kosciusko	0	0	0	Wells	0	0	0
LaGrange	0	0	0	White	0	0	0
Lake	0	0	0	Whitley	0	0	0
LaPorte	0	0	0	Unknown	0	0	0
Lawrence	0	0	0	Totals	35	7	42

This data is based on most serious offense and excludes parole violations. This includes Zero (0) safekeepers classified in this report as Unknown.

Source: Mnthadm4_pgm_tbl14.pgm

Indiana Department of Correction

Table 15

Monthly Releases by County of Commitment - Juveniles

April 2023

County	Release Type			County	Release Type		
	Discharge	Parole	Total		Discharge	Parole	Total
Adams	0	0	0	Madison	1	0	1
Allen	0	0	0	Marion	4	1	5
Bartholomew	0	0	0	Marshall	0	0	0
Benton	0	0	0	Martin	0	0	0
Blackford	0	0	0	Miami	0	0	0
Boone	0	0	0	Monroe	0	0	0
Brown	0	0	0	Montgomery	0	0	0
Carroll	1	0	1	Morgan	0	0	0
Cass	0	0	0	Newton	0	0	0
Clark	0	0	0	Noble	0	0	0
Clay	0	0	0	Ohio	0	0	0
Clinton	0	0	0	Orange	0	0	0
Crawford	0	0	0	Owen	0	0	0
Daviess	0	0	0	Parke	0	0	0
Dearborn	0	0	0	Perry	0	0	0
Decatur	1	0	1	Pike	0	0	0
DeKalb	0	0	0	Porter	0	0	0
Delaware	1	0	1	Posey	0	0	0
Dubois	0	0	0	Pulaski	0	0	0
Elkhart	2	1	3	Putnam	0	0	0
Fayette	0	0	0	Randolph	0	0	0
Floyd	0	0	0	Ripley	0	0	0
Fountain	0	0	0	Rush	0	0	0
Franklin	0	0	0	St. Joseph	2	0	2
Fulton	0	0	0	Scott	0	0	0
Gibson	0	0	0	Shelby	0	0	0
Grant	0	0	0	Spencer	0	0	0
Greene	0	0	0	Starke	0	0	0
Hamilton	0	1	1	Steuben	0	0	0
Hancock	0	0	0	Sullivan	0	0	0
Harrison	0	0	0	Switzerland	0	0	0
Hendricks	0	0	0	Tippecanoe	0	0	0
Henry	0	0	0	Tipton	0	0	0
Howard	1	0	1	Union	0	0	0
Huntington	0	0	0	Vanderburgh	2	0	2
Jackson	0	0	0	Vermillion	0	0	0
Jasper	0	0	0	Vigo	0	0	0
Jay	0	0	0	Wabash	1	0	1
Jefferson	0	0	0	Warren	0	0	0
Jennings	1	0	1	Warrick	0	0	0
Johnson	0	0	0	Washington	1	0	1
Knox	0	0	0	Wayne	0	0	0
Kosciusko	1	0	1	Wells	0	0	0
LaGrange	0	0	0	White	0	0	0
Lake	0	0	0	Whitley	0	0	0
LaPorte	1	0	1	Unknown	0	0	0
Lawrence	0	0	0	Totals	20	3	23

Some discharges may be releases to County Probation - data is unable to be separated.

Diagnostics and Escapes are excluded.

Source: Mnthext4_pgm_tbl15.pgm

Indiana Department of Correction
Table 16
Total Number of Committing Offenses for Juveniles
Committed to the Indiana Department of Correction

April 2023

OFFENSE (Citation Code)	NUMBER OF OFFENSES			
	This Month		This Calendar Year	
LEVEL I	Female	Male	Female	Male
Aggravated Battery (35-42-2-1.5)	0	0	0	1
Arson (35-43-1-1)	0	0	0	0
Battery (35-42-2-1)	0	0	5	6
Battery by Bodily Waste (35-42-2-6)	0	0	0	0
Burglary (35-43-2-1)	0	0	0	6
Carjacking (35-42-5-2)	0	0	0	0
Carrying Handgun w/o License (35-47-2-1)	0	0	0	3
Changing, Altering, Removing, Obliterating ID of Handgun (35-47-2-18)	0	0	0	0
Child Exploitation (35-42-4-4)	0	0	0	0
Child Molesting (35-42-4-3)	0	0	0	5
Child Seduction (35-42-4-7)	0	0	0	0
Child Selling (35-46-1-4)	0	0	0	0
Child Solicitation (35-42-4-6)	0	0	0	0
Child in Possession of Handgun (35-47-10-5)	0	0	0	1
Consumer Product Tampering (35-45-8-3)	0	0	0	0
Criminal Confinement (35-42-3-3)	0	0	0	2
Criminal Deviate Conduct (35-42-4-2)	0	0	0	0
Criminal Gang Intimidation (35-45-9-4)	0	0	0	0
Criminal Gang Recruitment (35-45-9)	0	0	0	0
Criminal Mischief (35-43-1-2)	0	0	0	0
Criminal Recklessness (35-42-2-2)	0	0	0	7
Dangerous Possession of a Firearm (35-47-10-5)	0	0	0	22
Dealing in a Sawed-Off Shotgun (35-47-5-4.1)	0	0	0	0
Distribution of a Destructive Device (IC 35-47.5-5-5)	0	0	0	0
Domestic Battery (35-42-2-1.3)	0	0	3	18
Driving While Intoxicated Resulting in Death (9-30-5-5)	0	0	0	0
False Application for Handgun (35-47-2-8)	0	0	0	0
False, Altering Handgun License (35-47-2-22)	0	0	0	0
Feticide (35-42-1-6)	0	0	0	0
Handgun, False ID (35-47-2-17)	0	0	0	0
Incest (35-46-1-3)	0	0	0	0
Interference with Custody (35-42-3-4)	0	0	0	0
Intimidation (35-45-2-1)	0	0	0	0
Involuntary Manslaughter (35-42-1-4)	0	0	0	0
Kidnapping (35-42-3-2)	0	0	0	0
Murder (35-42-1-1)	0	0	0	1
Neglect of a Dependent (35-46-1-4)	0	0	0	0
Operation of a Machine Gun/Hurling a Bomb (35-47-5-9)	0	0	0	0
Overpass Mischief (35-42-2-5)	0	0	0	0
Pointing a Firearm (35-47-4-3)	0	0	0	0
Possession of Firearm on School Property (35-47-9-2)	0	0	0	1
Possession of a Machine Gun or Bomb (35-47-5-9)	0	0	0	0
Rape (35-42-4-1)	0	0	0	0
Reckless Homicide (35-42-1-5)	0	0	0	0
Resisting Law Enforcement (35-44-3-3)	0	0	0	0
Robbery (35-42-5-1)	0	0	0	5
Sell, Manufacture, Possess, Purchase Explosive (35-47-5-1)	0	0	0	0
Sell, Transfer, HIV Blood (35-42-1-7)	0	0	0	0
Selling, Transferring, Giving Handgun to Under 18 (35-47-2-7)	0	0	0	0
Sexual Battery (35-42-4-8)	0	0	0	1
Sexual Misconduct (35-44-1-5)	0	0	0	0
Sexual Misconduct with a Minor (35-42-4-9)	0	0	0	0
Stalking (35-45-10-5)	0	0	0	0
Strangulation (35-42-2-9)	0	0	0	3
Unlawful Delivery of Confiscated Firearm (35-47-3-4)	0	0	0	0
Unlawful Use of Body Armor (35-47-5-13)	0	0	0	0
Unlawful Use of Stun Gun (35-47-8-5)	0	0	0	0
Vicarious Sexual Gratification (35-42-4-5)	0	0	0	0
Voluntary Manslaughter (35-42-1-3)	0	0	0	0
Sub-Total	0	0	8	82

LEVEL II

Assisting a Criminal (35-44-3-2)	0	0	0	0
Chinese Throwing Star (35-47-5-12)	0	0	0	0
Criminal Gang Activity (35-45-9-3)	0	0	0	0
Criminal Mischief (35-43-1-2)	0	0	0	0
Criminal Recklessness (35-42-2-2)	0	0	0	0
Dealing Anabolic Steroid (16-42-19-27)	0	0	0	0
Dealing Methamphetamine (35-48-4-1.1)	0	0	0	0
Dealing in Cocaine or Narcotic Drug (35-48-4-1)	0	0	0	0
Dealing in Marijuana, Hash Oil, or Hashish (35-48-4-10)	0	0	0	1
Dealing in a Schedule I, II, or III Controlled Substance (35-48-4-2)	0	0	0	0
Dealing in a Schedule IV Controlled Substance (35-48-4-3)	0	0	0	0
Dealing in a Schedule V Controlled Substance (35-48-4-4)	0	0	0	0
Dealing in a Substance Represented to be a Controlled Substance (35-48-4-4.5)	0	0	0	0
Delivery of Weapon to Intoxicated Person (35-47-4-1)	0	0	0	0
Disarming Law Enforcement Officer (35-44.1-3-2)	0	0	0	1
Escape/Failure to Return to Lawful Detention (35-44-3-5)	0	0	2	2
Inmate w/ Deadly Weapon (35-44.1-3-7)	0	0	0	0
Interference with Custody (35-42-3-4)	0	0	0	0
Intimidation (35-45-2-1)	0	0	1	15
Knife with Automatic Blade (35-47-5-2)	0	0	0	0
Loan Sharking (35-45-7-2)	0	0	0	0
Maintaining a Common Nuisance (35-48-4-13)	0	0	0	0
Making loan secured by mortgage, deposit or pledge of handgun (35-47-4-2)	0	0	0	0
Manufacture, Distribution, Possession of a Substance Represented to be a Controlled Substance (35-48-4-4)	0	0	0	0
Neglect of a Dependent (35-46-1-4)	0	0	0	0
Poss Precursors w/ Intent to Manufacture Etc. (35-48-4-14.5)	0	0	0	0
Possession of a Controlled Substance (35-48-4-7)	0	0	0	0
Possession of a Knife on School Property (35-47-5-2.5)	0	0	0	1
Promoting Prostitution (35-45-4-4)	0	0	0	0
Purchase, Possession or Sale of Stun Gun (35-47-8-5)	0	0	0	0
Resisting Law Enforcement (35-44-3-3)	0	0	0	8
Rioting with a Deadly Weapon (35-45-1-2)	0	0	0	0
Sale, Possession, Use of Legend Drug (16-42-19-27)	0	0	0	0
Sexual Misconduct with a Minor (35-42-4-9)	0	0	0	0
Stalking (35-45-10-5)	0	0	0	0
Trafficking with an Inmate (35-44-3-9)	0	0	0	0
Use of Stun Gun in Commission of a Crime (35-47-8-5)	0	0	0	0
Sub-Total	0	0	3	28

LEVEL III

Accident /Failure to Stop (9-26-1-8)	0	0	0	0
Accident, Property Damage with Injury (9-26-1-8)	0	0	0	0
Altering or Damaging Computer (35-43-1-4)	0	0	0	0
Auto Theft, Receiving Stolen Parts (35-43-4-2.5)	0	0	0	18
Battery (35-42-2-1)	0	0	7	17
Battery by Bodily Waste (35-42-2-6)	0	0	0	1
Bestiality (35-46-3-14)	0	0	0	0
Bribery (35-44-1-1)	0	0	0	0

LEVEL III (cont'd)	NUMBER OF OFFENSES			
	This Month		This Calendar Year	
	Female	Male	Female	Male
Burglary (35-43-2-1)	0	0	0	0
Check Deception (35-43-5-5)	0	0	0	0
Check Fraud (35-43-5-12)	0	0	0	0
Child Exploitation (35-42-4-4)	0	0	0	0
Controlled Substance Registration (35-48-4-14)	0	0	0	0
Conversion (35-43-4-3)	0	0	0	3
Criminal Mischief (35-43-1-2)	0	0	3	18
Criminal Recklessness (35-42-2-2)	0	0	0	1
Criminal Trespass (35-43-2-2)	0	0	0	4
Critical Infrastructure Facility Mischief (35-46-10-3)	0	0	0	1
Critical Infrastructure Facility Trespass (35-46-10-2)	0	0	0	1
Dealing in Altered Property (35-43-4-2.3)	0	0	0	0
Dealing in Marijuana, Hash Oil, or Hashish (35-48-4-10)	0	0	0	0
Dealing in Paraphernalia (35-48-4-8.5)	0	0	0	0
Dealing in a Schedule IV Controlled Substance (35-48-4-3)	0	0	0	0
Distribution of Material Harmful to Minor (35-49-3-3)	0	0	0	0
Escape/Failure to Return to Lawful Detention (35-44-3-5)	0	0	3	6
Failure to Appear (35-44-3-6)	0	0	0	0
False Reporting (35-44-2-2)	0	0	0	0
Forgery (35-43-5-2)	0	0	0	0
Fraud (35-43-5-4)	0	0	0	1
Fraud on Financial Institution (35-45-5-8)	0	0	0	0
Home Improvement Fraud (35-43-6-13)	0	0	0	0
Identity Deception (35-43-5-3.5)	0	0	0	1
Interference with Custody (35-42-3-4)	0	0	0	0
Interference with Reporting Crime (35-42-2-5)	0	0	0	0
Invasion of Privacy (35-46-1-15.1)	0	0	0	0
Kill Domestic Animal (35-46-3-12)	0	0	0	0
Manufacture of Paraphernalia (35-48-4-8.1)	0	0	0	0
Nonsupport of Child (35-46-1-5)	0	0	0	0
Nonsupport of Spouse (35-46-1-6)	0	0	0	0
Obscene Performance (35-49-3-1)	0	0	0	0
Obstructing Fireman (35-44-3-8)	0	0	0	0
Obstructing Traffic (35-42-2-4)	0	0	0	0
Obstruction of Justice (35-44-3-4)	0	0	0	0
Operating Vehicle After Lifetime Forfeiture (9-30-10-17)	0	0	0	0
Operating Vehicle While Intoxicated (9-30-5-4)	0	0	0	0
Operating Vehicle While Intoxicated with Prior (9-30-5-3)	0	0	0	0
Patronizing a Prostitute (35-45-4-3)	0	0	0	0
Perjury (35-44-2-1)	0	0	0	0
Possession of Cocaine or Narcotic Drug (35-48-4-6)	0	0	0	1
Possession of Marijuana, Hash Oil, or Hashish (35-48-4-11)	0	0	0	0
Possession of Methamphetamines (35-48-4-6.1)	0	0	1	2
Possession of Paraphernalia (35-48-4-8.3)	0	0	0	0
Possession of a Controlled Substance (35-48-4-7)	0	0	0	1
Possession of a Syringe (16-42-19-18)	0	0	0	0
Possession/Use of Legend Drug (16-42-19-13)	0	0	2	0
Professional Gambling (35-45-5-3)	0	0	0	0
Profiting from Adoption (35-46-1-9)	0	0	0	0
Promoting Professional Gambling (35-45-5-4)	0	0	0	0
Promoting Prostitution (35-45-4-4)	0	0	0	0
Prostitution (35-45-4-2)	0	0	0	0
Public Indecency (35-45-4-1)	0	0	0	0
Public Nudity (35-45-4-1.5)	0	0	0	0
Railroad Mischief (35-42-2-5.5)	0	0	0	0
Receiving Stolen Auto Parts (35-43-4-2.5)	0	0	0	0
Receiving Stolen Property (35-43-4-2)	0	0	0	0

NUMBER OF OFFENSES

LEVEL III (cont'd)	This Month		This Calendar Year	
	Female	Male	Female	Male
Residential Entry (35-43-2-1.5)	0	0	0	1
Resisting Law Enforcement (35-44-3-3)	0	0	0	23
Rioting (35-45-1-2)	0	0	0	0
Sale, Possession, Use of Legend Drug (16-42-19-27)	0	0	0	0
Selling, Distributing, Exhibiting Obscene Material (35-49-3-1)	0	0	0	0
Stalking (35-45-10-5)	0	0	0	0
Synthetic Drug (35-48-4-11.5)	0	0	0	0
Theft (35-43-4-2)	0	0	5	29
Torture or Mutilation of Animal (35-46-3-12)	0	0	0	0
Trafficking with an Inmate (35-44-3-9)	0	0	0	0
Unauthorized Possession of Prescription Form (35-48-4-14)	0	0	0	0
Unlawful Entry of Motor Vehicle (35-43-4-2.7)	0	0	0	0
Voyeurism (35-45-4-5)	0	0	0	0
Welfare Fraud (35-43-5-7)	0	0	0	0
Sub-Total	0	0	21	129

LEVEL IV

Absence From Home Detention (35-38-2.5-10)	0	0	0	1
Accident/Failure to Stop (9-26-1-8)	0	0	0	2
Aggressive Driving (9-21-8-55)	0	0	0	0
Alcohol Violation (31-37-2-6)	0	0	0	0
Animal Cruelty (35-46-3-12)	0	0	0	0
Assisting a Criminal (35-44-3-2)	0	0	0	0
Beats Vertebrate Animal (35-46-3-12)	0	0	0	0
Check Deception (35-43-5-5)	0	0	0	0
Common Nuisance (35-48-4-13)	0	0	0	0
Computer Trespassing (35-43-2-3)	0	0	0	0
Counterfeiting Auto Registration (9-18-2-42)	0	0	0	0
Counterfeiting a Driver's License (9-24-18-7)	0	0	0	0
Criminal Mischief (35-43-1-2)	0	0	0	0
Curfew Violation (31-37-2-5)	0	0	0	0
Deception (35-43-5-3)	0	0	0	2
Deer Outside Hours (14-22-6-1)	0	0	0	0
Deer w/ Illegal Device (14-22-6-1)	0	0	0	0
Disorderly Conduct (35-45-1-3)	0	0	0	8
Dissemination of Material Harmful to Minor (35-49-3-3)	0	0	0	0
Driving While Intoxicated (9-11-2-3)	0	0	0	0
Driving with Suspended License (9-24-19-2)	0	0	0	0
Exploitation of Dependent/Endangered Adult (35-46-1-12)	0	0	0	0
Failure to Appear (35-44-3-6)	0	0	0	0
Failure to Disclose Recruitment (35-46-4-4)	0	0	0	0
Failure to Respond to Summons (35-44-3-6.5)	0	0	0	0
False Auto Registration (9-18-2-44)	0	0	0	0
False Identity Statement (35-44-2-6)	0	0	0	0
False Informing (35-44-2-2)	0	0	0	4
Flag Desecration (35-45-1-4)	0	0	0	0
Glue Sniffing (35-46-6-2)	0	0	0	0
Habitual Disobedience of Parent, Guardian, or Custodian (Incorrigible) (31-37-2-4)	0	0	0	2
Harassment (35-45-2-2)	0	0	0	0
Home Improvement Fraud (35-43-6-12)	0	0	0	0
Illegal Consumption of Alcohol (7.1-5-7-7)	0	0	0	3
Illegal Possession of Alcohol (7.1-5-7-7)	0	0	0	0
Impairment of ID Number (35-43-7-4)	0	0	0	0
Interference with Custody (35-42-3-4)	0	0	0	0
Interfering with Law Enforcement Animal (35-46-3-11)	0	0	0	0
Invasion of Privacy (35-46-1-15.1)	0	0	0	0
Leaving Home w/o Permission of Parent, Guardian or Custodian (Runaway) (31-37-2-2)	0	0	2	3
Leaving Scene of Accident (9-26-1-1.1)	0	0	0	0
Maintaining a Common Nuisance (35-48-4-13)	0	0	0	0
Nitrous Oxide Distribution (35-46-6-3)	0	0	0	0
Obscene Performance (35-49-3-1)	0	0	0	0
Obstructing Medical Emergency (35-44-3-8.5)	0	0	0	0

LEVEL IV (cont'd)	NUMBER OF OFFENSES			
	This Month		This Calendar Year	
	Female	Male	Female	Male
Obstructing Traffic (35-42-2-4)	0	0	0	0
Official Misconduct (35-44.1-1-1)	0	0	0	0
Operating Vehicle While Intoxicated (9-30-5-2)	0	0	0	0
Operating Vehicle While Intoxicated/Cntrld Sub (9-30-5-1)	0	0	0	0
Operating Vehicle w/o License (9-24-18-1)	0	0	0	1
Operating Vehicle w/o Proof of Financial (9-25-8-2)	0	0	0	0
Operating Vehicle w/o Registration/Plates (9-18-2-43)	0	0	0	0
Possession of Device/Interfere Test (35-43-5-18)	0	0	0	0
Possession of Marijuana, Hash Oil, or Hashish (35-48-4-11)	0	0	1	11
Possession of Paraphernalia (35-48-4-8.3)	0	0	0	5
Possession of Substance Represented to be a Controlled Substance (35-48-4-4.6)	0	0	0	0
Possession, Purchase, Accepting Tobacco (35-46-1-10.5)	0	0	0	0
Probation Violation (35-38-2-3)	0	0	0	9
Public Intoxication (7.1-5-1-3)	0	0	0	0
Receiving Unidentified Property (35-43-7-5)	0	0	0	0
Reckless Driving (9-21-8-52)	0	0	0	3
Refusal to Aid Officer (35-44-3-7)	0	0	0	0
Refusal to Identify Self (34-28-5-3.5)	0	0	0	0
Selling, Distributing, Exhibiting Obscene Material (35-49-3-1)	0	0	0	0
Synthetic Drug (35-48-4-11.5)	0	0	0	0
Taking Deer/Turkey (14-22-6-1)	0	0	0	0
Tattooing a Minor (35-42-2-7)	0	0	0	0
Torture, Kill, Mutilate an Animal (35-46-3-12)	0	0	0	0
Unauthorized Possession of Prescription (35-48-4-14)	0	0	0	0
Unlawful Entry of Motor Vehicle (35-43-4-2.7)	0	0	0	4
Unlawful Gambling (35-45-5-2)	0	0	0	0
Unlawful Use of Railroad Right of Way (8-3-15-3)	0	0	0	0
Vending Machine Vandalism (35-43-4-7)	0	0	0	0
Violation Home Detention	0	0	0	0
Violation Suspended Commitment to DOC	0	0	9	0
Violation of Compulsory School Attendance Law (Truancy) (31-37-2-3)	0	0	0	1
Voyeurism (35-45-4-5)	0	0	0	0
Welfare Fraud (35-45-5-7)	0	0	0	0
Sub-Total	0	0	12	59
GRAND TOTAL NUMBER OF OFFENSES	0	0	44	298

Indiana Department of Correction
Table 17
Number of Juvenile Offenders by Most Serious Offense
Committed to the Indiana Department of Correction

April 2023

MOST SERIOUS OFFENSE (Citation Code)	NUMBER OF JUVENILES			
	This Month		This Calendar Year	
LEVEL I	Female	Male	Female	Male
Aggravated Battery (35-42-2-1.5)	0	0	0	1
Arson (35-43-1-1)	0	0	0	0
Battery (35-42-2-1)	0	0	3	6
Battery by Bodily Waste (35-42-2-6)	0	0	0	0
Burglary (35-43-2-1)	0	0	0	6
Carjacking (35-42-5-2)	0	0	0	0
Carrying Handgun w/o License (35-47-2-1)	0	0	0	3
Changing, Altering, Removing, Obliterating ID of Handgun (35-47-2-18)	0	0	0	0
Child Exploitation (35-42-4-4)	0	0	0	0
Child Molesting (35-42-4-3)	0	0	0	5
Child Seduction (35-42-4-7)	0	0	0	0
Child Selling (35-46-1-4)	0	0	0	0
Child Solicitation (35-42-4-6)	0	0	0	0
Child in Possession of Handgun (35-47-10-5)	0	0	0	0
Consumer Product Tampering (35-45-8-3)	0	0	0	0
Criminal Confinement (35-42-3-3)	0	0	0	0
Criminal Deviate Conduct (35-42-4-2)	0	0	0	0
Criminal Gang Intimidation (35-45-9-4)	0	0	0	0
Criminal Gang Recruitment (35-45-9)	0	0	0	0
Criminal Recklessness (35-42-2-2)	0	0	0	7
Dangerous Possession of a Firearm (35-47-10-5)	0	0	0	17
Dealing in a Sawed-Off Shotgun (35-47-5-4.1)	0	0	0	0
Distribution of a Destructive Device (IC 35-47.5-5-5)	0	0	0	0
Domestic Battery (35-42-2-1.3)	0	0	1	11
Driving While Intoxicated Resulting in Death (9-30-5-5)	0	0	0	0
False Application for Handgun (35-47-2-8)	0	0	0	0
False, Altering Handgun License (35-47-2-22)	0	0	0	0
Feticide (35-42-1-6)	0	0	0	0
Handgun, False ID (35-47-2-17)	0	0	0	0
Incest (35-46-1-3)	0	0	0	0
Interference with Custody (35-42-3-4)	0	0	0	0
Intimidation (35-45-2-1)	0	0	0	0
Involuntary Manslaughter (35-42-1-4)	0	0	0	0
Kidnapping (35-42-3-2)	0	0	0	0
Murder (35-42-1-1)	0	0	0	1
Neglect of a Dependent (35-46-1-4)	0	0	0	0
Operation of a Machine Gun/Hurling a Bomb (35-47-5-9)	0	0	0	0
Overpass Mischief (35-42-2-5)	0	0	0	0
Pointing a Firearm (35-47-4-3)	0	0	0	0
Possession of Firearm on School Property (35-47-9-2)	0	0	0	0
Possession of a Machine Gun or Bomb (35-47-5-9)	0	0	0	0
Rape (35-42-4-1)	0	0	0	0
Reckless Homicide (35-42-1-5)	0	0	0	0
Resisting Law Enforcement (35-44-3-3)	0	0	0	0
Robbery (35-42-5-1)	0	0	0	5
Sell, Manufacture, Possess, Purchase Explosive (35-47-5-1)	0	0	0	0
Sell, Transfer, HIV Blood (35-42-1-7)	0	0	0	0
Selling, Transferring, Giving Handgun to Under 18 (35-47-2-7)	0	0	0	0
Sexual Battery (35-42-4-8)	0	0	0	1
Sexual Misconduct (35-44-1-5)	0	0	0	0

NUMBER OF JUVENILES

LEVEL I (cont'd)	This Month		This Calendar Year	
	Female	Male	Female	Male
Sexual Misconduct with a Minor (35-42-4-9)	0	0	0	0
Stalking (35-45-10-5)	0	0	0	0
Strangulation (35-42-2-9)	0	0	0	0
Unlawful Delivery of Confiscated Firearm (35-47-3-4)	0	0	0	0
Unlawful Use of Body Armor (35-47-5-13)	0	0	0	0
Unlawful Use of Stun Gun (35-47-8-5)	0	0	0	0
Vicarious Sexual Gratification (35-42-4-5)	0	0	0	0
Voluntary Manslaughter (35-42-1-3)	0	0	0	0
Sub-Total	0	0	4	63

LEVEL II

Assisting a Criminal (35-44-3-2)	0	0	0	0
Chinese Throwing Star (35-47-5-12)	0	0	0	0
Criminal Gang Activity (35-45-9-3)	0	0	0	0
Criminal Recklessness (35-42-2-2)	0	0	0	0
Dealing Anabolic Steroid (16-42-19-27)	0	0	0	0
Dealing Methamphetamine (35-48-4-1.1)	0	0	0	0
Dealing in Cocaine or Narcotic Drug (35-48-4-1)	0	0	0	0
Dealing in Marijuana, Hash Oil, or Hashish (35-48-4-10)	0	0	0	1
Dealing in a Schedule I, II, or III Controlled Substance (35-48-4-2)	0	0	0	0
Dealing in a Schedule IV Controlled Substance (35-48-4-3)	0	0	0	0
Dealing in a Schedule V Controlled Substance (35-48-4-4)	0	0	0	0
Dealing in a Substance Represented to be a Controlled Substance (35-48-4-4.5)	0	0	0	0
Delivery of Weapon to Intoxicated Person (35-47-4-1)	0	0	0	0
Disarming Law Enforcement Officer (35-44.1-3-2)	0	0	0	0
Escape/Failure to Return to Lawful Detention (35-44-3-5)	0	0	2	2
Inmate w/ Deadly Weapon (35-44.1-3-7)	0	0	0	0
Interference with Custody (35-42-3-4)	0	0	0	0
Intimidation (35-45-2-1)	0	0	1	11
Knife with Automatic Blade (35-47-5-2)	0	0	0	0
Loan Sharking (35-45-7-2)	0	0	0	0
Maintaining a Common Nuisance (35-48-4-13)	0	0	0	0
Making loan secured by mortgage, deposit or pledge of handgun (35-47-4-2)	0	0	0	0
Manufacture, Distribution, Possession of a Substance Represented to be a Controlled Substance (35-	0	0	0	0
Neglect of a Dependent (35-46-1-4)	0	0	0	0
Poss precursors w/intent to manufacture etc. (35-48-4-14.5)	0	0	0	0
Possession of a Controlled Substance (35-48-4-7)	0	0	0	0
Possession of a Knife on School Property (35-47-5-2.5)	0	0	0	1
Promoting Prostitution (35-45-4-4)	0	0	0	0
Purchase, Possession or Sale of Stun Gun (35-47-8-5)	0	0	0	0
Resisting Law Enforcement (35-44-3-3)	0	0	0	5
Rioting with a Deadly Weapon (35-45-1-2)	0	0	0	0
Sale, Possession, Use of Legend Drug (16-42-19-27)	0	0	0	0
Sexual Misconduct with a Minor (35-42-4-9)	0	0	0	0
Stalking (35-45-10-5)	0	0	0	0
Trafficking with an Inmate (35-44-3-9)	0	0	0	0
Use of Stun Gun in Commission of a Crime (35-47-8-5)	0	0	0	0
Sub-Total	0	0	3	20

LEVEL III

Accident /Failure to Stop (9-26-1-8)	0	0	0	0
Accident, Property Damage with Injury (9-26-1-8)	0	0	0	0
Altering or Damaging Computer (35-43-1-4)	0	0	0	0
Auto Theft, Receiving Stolen Parts (35-43-4-2.5)	0	0	0	8
Battery (35-42-2-1)	0	0	4	7
Battery / Bodily Waste (35-42-2-1.3)	0	0	0	0
Bestiality (35-46-3-14)	0	0	0	0
Bribery (35-44-1-1)	0	0	0	0
Burglary (35-43-2-1)	0	0	0	0

LEVEL III (cont'd)	NUMBER OF JUVENILES			
	This Month		This Calendar Year	
	Female	Male	Female	Male
Check Deception (35-43-5-5)	0	0	0	0
Check Fraud (35-43-5-12)	0	0	0	0
Child Exploitation (35-42-4-4)	0	0	0	0
Controlled Substance Registration (35-48-4-14)	0	0	0	0
Conversion (35-43-4-3)	0	0	0	0
Criminal Mischief (35-43-1-2)	0	0	0	1
Criminal Recklessness (35-42-2-2)	0	0	0	0
Criminal Trespass (35-43-2-2)	0	0	0	1
Critical Infrastructure Facility Trespass (35-46-10-2)	0	0	0	0
Dealing in Altered Property (35-43-4-2.3)	0	0	0	0
Dealing in Marijuana, Hash Oil, or Hashish (35-48-4-10)	0	0	0	0
Dealing in Paraphernalia (35-48-4-8.5)	0	0	0	0
Distribution of Material Harmful to Minor (35-49-3-3)	0	0	0	0
Escape/Failure to Return to Lawful Detention (35-44-3-5)	0	0	3	2
Failure to Appear (35-44-3-6)	0	0	0	0
False Reporting (35-44-2-2)	0	0	0	0
Forgery (35-43-5-2)	0	0	0	0
Fraud (35-43-5-4)	0	0	0	1
Fraud on Financial Institution (35-45-5-8)	0	0	0	0
Home Improvement Fraud (35-43-6-13)	0	0	0	0
Identity Deception (35-43-5-3.5)	0	0	0	0
Interference with Custody (35-42-3-4)	0	0	0	0
Interference with Reporting Crime (35-42-2-5)	0	0	0	0
Invasion of Privacy (35-46-1-15.1)	0	0	0	0
Kill Domestic Animal (35-46-3-12)	0	0	0	0
Manufacture of Paraphernalia (35-48-4-8.1)	0	0	0	0
Nonsupport of Child (35-46-1-5)	0	0	0	0
Nonsupport of Spouse (35-46-1-6)	0	0	0	0
Obscene Performance (35-49-3-1)	0	0	0	0
Obstructing Fireman (35-44-3-8)	0	0	0	0
Obstructing Traffic (35-42-2-4)	0	0	0	0
Obstruction of Justice (35-44-3-4)	0	0	0	0
Operating Vehicle After Lifetime Forfeiture (9-30-10-17)	0	0	0	0
Operating Vehicle While Intoxicated (9-30-5-4)	0	0	0	0
Operating Vehicle While Intoxicated with Prior (9-30-5-3)	0	0	0	0
Patronizing a Prostitute (35-45-4-3)	0	0	0	0
Perjury (35-44-2-1)	0	0	0	0
Possession of Cocaine or Narcotic Drug (35-48-4-6)	0	0	0	1
Possession of Marijuana, Hash Oil, or Hashish (35-48-4-11)	0	0	0	0
Possession of Methamphetamines (35-48-4-6.1)	0	0	0	0
Possession of Paraphernalia (35-48-4-8.3)	0	0	0	0
Possession of a Controlled Substance (35-48-4-7)	0	0	0	1
Possession of a Syringe (16-42-19-18)	0	0	0	0
Possession/Use of Legend Drug (16-42-19-13)	0	0	2	0
Professional Gambling (35-45-5-3)	0	0	0	0
Profiting from Adoption (35-46-1-9)	0	0	0	0
Promoting Professional Gambling (35-45-5-4)	0	0	0	0
Promoting Prostitution (35-45-4-4)	0	0	0	0
Prostitution (35-45-4-2)	0	0	0	0
Public Indecency (35-45-4-1)	0	0	0	0
Public Nudity (35-45-4-1.5)	0	0	0	0
Railroad Mischief (35-42-2-5.5)	0	0	0	0
Receiving Stolen Property (35-43-4-2)	0	0	0	0
Residential Entry (35-43-2-1.5)	0	0	0	1
Resisting Law Enforcement (35-44-3-3)	0	0	0	2
Rioting (35-45-1-2)	0	0	0	0

LEVEL III (Cont.)	NUMBER OF JUVENILES			
	This Month		This Calendar Year	
	Female	Male	Female	Male
Sale, Possession, Use of Legend Drug (16-42-19-27)	0	0	0	0
Selling, Distributing, Exhibiting Obscene Material (35-49-3-1)	0	0	0	0
Stalking (35-45-10-5)	0	0	0	0
Synthetic Drug (35-48-4-11.5)	0	0	0	0
Theft (35-43-4-2)	0	0	4	7
Torture or Mutilation of Animal (35-46-3-12)	0	0	0	0
Trafficking with an Inmate (35-44-3-9)	0	0	0	0
Unauthorized Possession of Prescription Form (35-48-4-14)	0	0	0	0
Unlawful Entry of Motor Vehicle (35-43-4-2.7)	0	0	0	0
Voyeurism (35-45-4-5)	0	0	0	0
Welfare Fraud (35-43-5-7)	0	0	0	0
Sub-Total	0	0	13	32
LEVEL IV				
Absence From Home Detention (35-38-2.5-10)	0	0	0	0
Accident/Failure to Stop (9-26-1-8)	0	0	0	0
Assisting a Criminal (35-44-3-2)	0	0	0	0
Beats Vertebrate Animal (35-46-3-12)	0	0	0	0
Check Deception (35-43-5-5)	0	0	0	0
Common Nuisance (35-48-4-13)	0	0	0	0
Computer Trespassing (35-43-2-3)	0	0	0	0
Counterfeiting Auto Registration (9-18-2-42)	0	0	0	0
Counterfeiting a Driver's License (9-24-18-7)	0	0	0	0
Curfew Violation (31-37-2-5)	0	0	0	0
Deception (35-43-5-3)	0	0	0	0
Disorderly Conduct (35-45-1-3)	0	0	0	2
Dissemination of Material Harmful to Minor (35-49-3-3)	0	0	0	0
Driving with Suspended License (9-24-19-2)	0	0	0	0
Exploitation of Dependent/Endangered Adult (35-46-1-12)	0	0	0	0
Failure to Appear (35-44-3-6)	0	0	0	0
Failure to Disclose Recruitment (35-46-4-4)	0	0	0	0
Failure to Respond to Summons (35-44-3-6.5)	0	0	0	0
False Auto Registration (9-18-2-44)	0	0	0	0
False Identity Statement (35-44-2-6)	0	0	0	0
False Informing (35-44-2-2)	0	0	0	0
Flag Desecration (35-45-1-4)	0	0	0	0
Glue Sniffing (35-46-6-2)	0	0	0	0
Habitual Disobedience of Parent, Guardian, or Custodian (Incorrigible) (31-37-2-4)	0	0	0	0
Harassment (35-45-2-2)	0	0	0	0
Home Improvement Fraud (35-43-6-12)	0	0	0	0
Illegal Consumption of Alcohol (7.1-5-7-7)	0	0	0	0
Illegal Possession of Alcohol (7.1-5-7-7)	0	0	0	0
Impairment of ID Number (35-43-7-4)	0	0	0	0
Interference with Custody (35-42-3-4)	0	0	0	0
Interfering with Law Enforcement Animal (35-46-3-11)	0	0	0	0
Invasion of Privacy (35-46-1-15.1)	0	0	0	0
Leaving Home w/o Permission of Parent, Guardian or Custodian (Runaway) (31-37-2-2)	0	0	0	0
Nitrous Oxide Distribution (35-46-6-3)	0	0	0	0
Obscene Performance (35-49-3-1)	0	0	0	0
Obstructing Medical Emergency (35-44-3-8.5)	0	0	0	0
Obstructing Traffic (35-42-2-4)	0	0	0	0
Operating Vehicle While Intoxicated (9-30-5-2)	0	0	0	0
Operating Vehicle While Intoxicated/Cntrl'd Sub (9-30-5-1)	0	0	0	0
Operating Vehicle w/o License (9-24-18-1)	0	0	0	0
Operating Vehicle w/o Proof of Financial (9-25-8-2)	0	0	0	0
Operating Vehicle w/o Registration/Plates (9-18-2-43)	0	0	0	0
Possession of Marijuana, Hash Oil, or Hashish (35-48-4-11)	0	0	1	1
Possession of Paraphernalia (35-48-4-8.3)	0	0	0	0
Possession of Substance Represented to be a Controlled Substance (35-48-4-4.6)	0	0	0	0
Possession, Purchase, Accepting Tobacco (35-46-1-10.5)	0	0	0	0
Probation Violation (35-38-2-3)	0	0	0	0
Public Intoxication (7.1-5-1-3)	0	0	0	0
Receiving Unidentified Property (35-43-7-5)	0	0	0	0
Reckless Driving (9-21-8-52)	0	0	0	0
Refusal to Aid Officer (35-44-3-7)	0	0	0	0

LEVEL IV (cont'd)	NUMBER OF JUVENILES			
	This Month		This Calendar Year	
	Female	Male	Female	Male
Refusal to Identify Self (34-28-5-3.5)	0	0	0	0
Selling, Distributing, Exhibiting Obscene Material (35-49-3-1)	0	0	0	0
Synthetic Drug (35-48-4-11.5)	0	0	0	0
Torture, Kill, Mutilate an Animal (35-46-3-12)	0	0	0	0
Unauthorized Possession of Prescription (35-48-4-14)	0	0	0	0
Unlawful Entry of Motor Vehicle (35-43-4-2.7)	0	0	0	0
Unlawful Gambling (35-45-5-2)	0	0	0	0
Unlawful Use of Railroad Right of Way (8-3-15-3)	0	0	0	0
Vending Machine Vandalism (35-43-4-7)	0	0	0	0
Violation Home Detention (35-38-2.5-6)	0	0	0	0
Violation Suspended Commitment to DOC (35-38-3-1)	0	0	0	0
Violation of Compulsory School Attendance Law (Truancy) (31-37-2-3)	0	0	0	0
Voyeurism (35-45-4-5)	0	0	0	0
Welfare Fraud (35-45-5-7)	0	0	0	0
	Sub-Total		1	3
	GRAND TOTAL NUMBER OF JUVENILES		21	118

Indiana Department of Correction
Table 18
Juvenile Female New Commitments

<u>Month</u>	<u>2018</u>	<u>2019</u>	<u>2020</u>	<u>2021</u>	<u>2022</u>	<u>2023</u>
January	3	10	3	4	2	1
February	8	4	5	0	6	6
March	4	7	3	1	3	7
April	7	3	5	3	3	7
May	8	8	5	6	7	
June	2	3	4	6	3	
July	12	9	3	3	1	
August	4	2	1	5	4	
September	8	4	4	3	4	
October	5	6	2	2	4	
November	8	2	5	3	3	
December	<u>8</u>	<u>5</u>	<u>3</u>	<u>3</u>	<u>7</u>	
TOTALS	77	63	43	39	47	

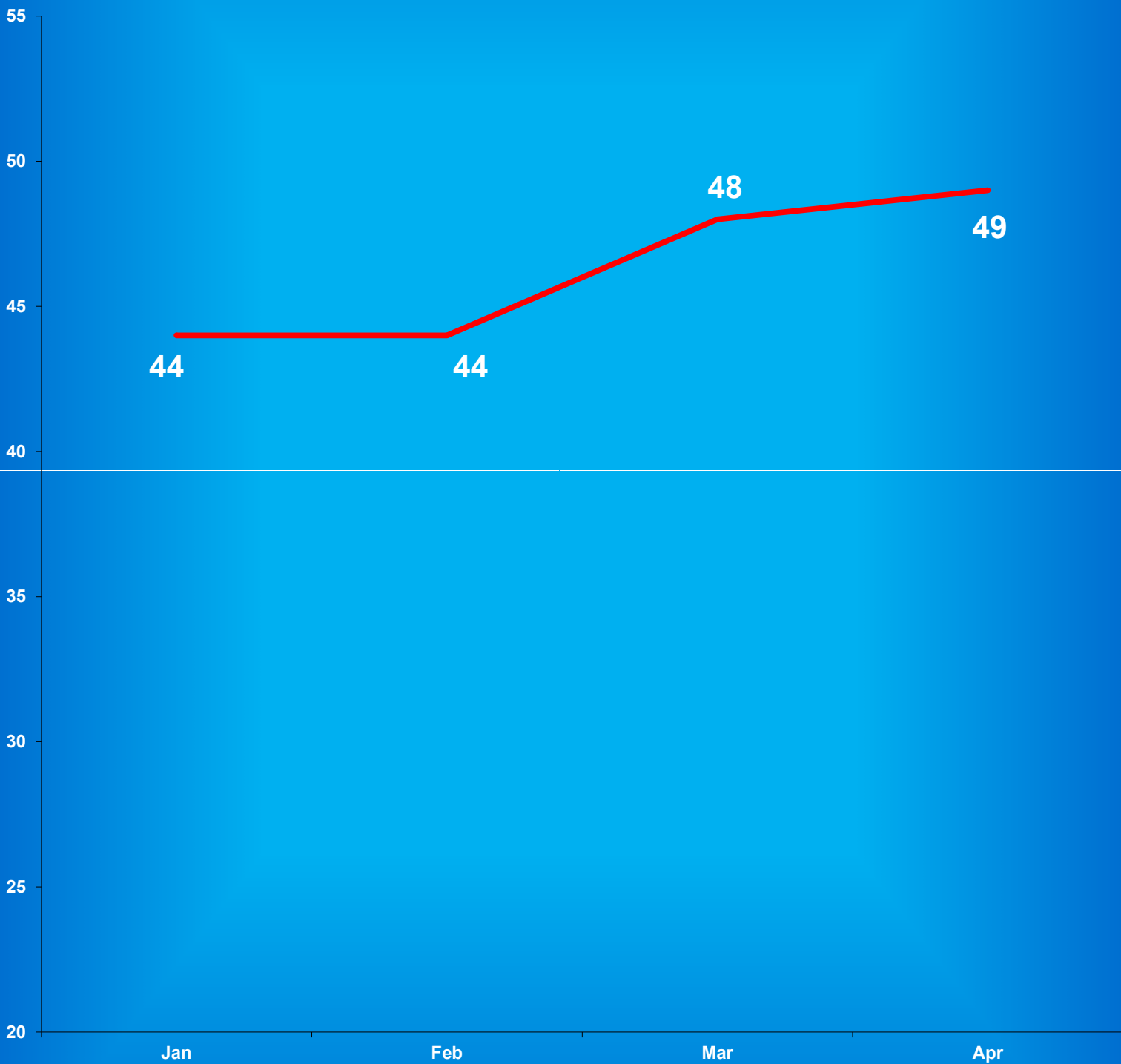
Source: SAS - mnthadm4.pgm

Indiana Department of Correction

Graph G

Average Daily Juvenile Female Offender Populations

Calendar Year 2023



Indiana Department of Correction
Table 19
Juvenile Male New Commitments

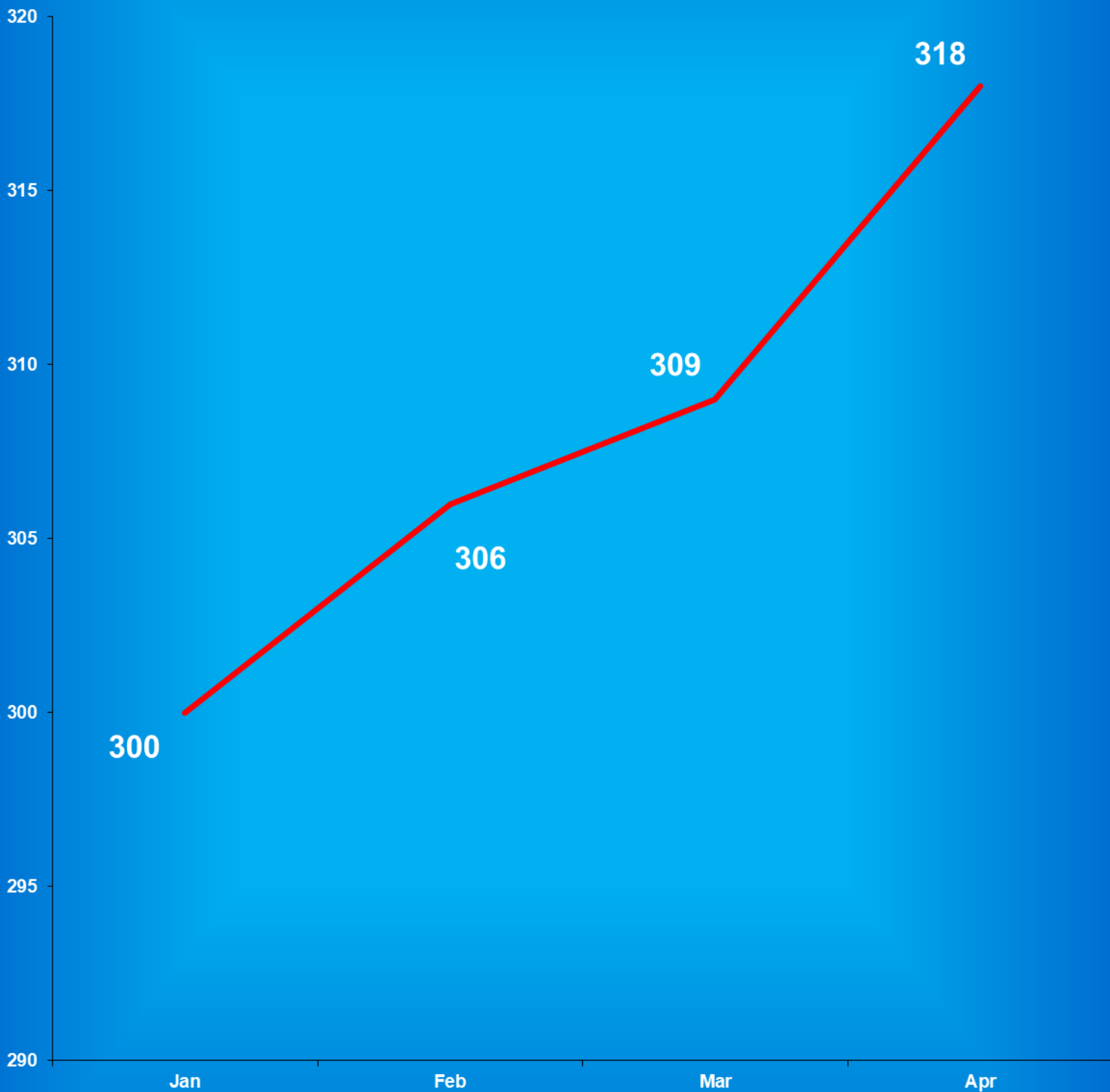
<u>Month</u>	<u>2018</u>	<u>2019</u>	<u>2020</u>	<u>2021</u>	<u>2022</u>	<u>2023</u>
January	46	36	28	6	23	25
February	38	36	21	16	17	26
March	33	17	32	28	34	35
April	27	24	17	22	25	35
May	42	30	11	23	23	
June	29	27	14	23	34	
July	29	47	17	21	24	
August	28	37	15	15	24	
September	41	23	20	23	26	
October	24	34	17	9	22	
November	34	26	19	22	26	
December	<u>52</u>	<u>23</u>	<u>20</u>	<u>28</u>	<u>24</u>	
TOTALS	423	360	231	236	302	

Source: SAS - mnthadm4.pgm

Indiana Department of Correction

Graph H

Average Daily Juvenile Male Offender Populations Calendar Year 2023



Indiana Department of Correction
Table 20
Juvenile Parole Caseload on May 01, 2023

<u>Juvenile Reintegration Districts</u>	Indiana Parolees		Other Jurisdiction		<u>Total</u>
	<u>Juvenile Male</u>	<u>Juvenile Female</u>	<u>Juvenile Male</u>	<u>Juvenile Female</u>	
<i>Interstate Compact (PD0)*</i>	0	0	0	0	0
			<u>District Supervision Breakdown</u> as follows:		
Re-Entry Parole (PD1)	2	0	0	0	2
Fort Wayne (PD2)	5	0	1	0	6
Indianapolis (PD3)	0	0	6	0	6
Evansville (P4A)	1	0	1	0	2
Terre Haute (P4B)	2	0	1	0	3
Bloomington (PD5)	0	0	0	0	0
Gary (PD6)	0	1	0	0	1
New Castle (PD7)	3	0	1	0	4
South Bend (PD8)	3	0	0	0	3
Madison (PD9)	1	0	0	0	1
Total	17	1	10	0	28

Total Juvenile Parole Population on the First Day of Each Month

<u>Calendar Year 2023</u>	Indiana Parolees		Other Jurisdiction		<u>Total</u>
	<u>Juvenile Male</u>	<u>Juvenile Female</u>	<u>Juvenile Male</u>	<u>Juvenile Female</u>	
January	20	0	5	0	25
February	20	0	5	0	25
March	20	0	7	0	27
April	17	1	10	0	28

** Includes Indiana parolees who are serving their parole in another state, as well as offenders from other States being supervised in Indiana (Interstate Compact)*

Sources:
Parole Division
SAS - juvparl2.pgm

**Indiana Department of Correction
Indiana Government Center South, Room E334
302 W. Washington Street
Indianapolis, IN 46204**

**Prepared by:
Scott Haskett, Data Analyst
CHaskett2@idoc.in.gov**

This report and previous reports may be found at:

<http://www.in.gov/idoc/2376.htm>



CHANGING LIVES



The Indiana Department of Correction advances public safety and successful re-entry through dynamic supervision, programming, and partnerships.