

# Quarterly Fact Sheet 2023 Q4

## Department of Correction Community Corrections



Date: Oct-2023 to Dec-2023

### Quarterly Fact Sheet

This document summarizes counts of Community Corrections and supported entities over a span of 3 months. This document differs from IDOC’s Total Population Summary (TPS) publication as that is only a count of individuals under the supervision of Community Corrections by their County of Commitment and excludes CTP and Problem Solving Courts as a level of supervision.

For more information please visit <https://www.in.gov/idoc/re-entry/community-correction/>

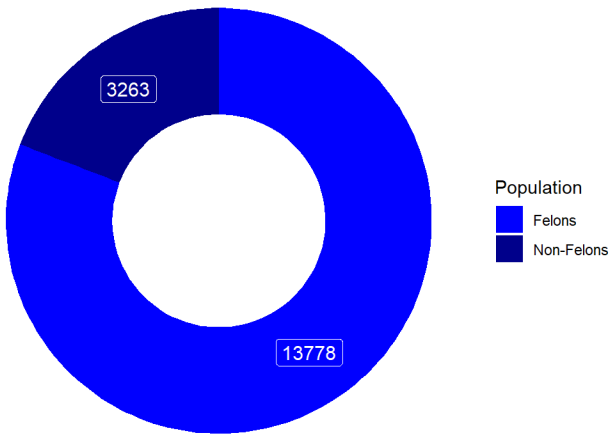
#### Annual Funding

Type	# of Programs	Award Funding	Percentage
Community Corrections	78	\$59,468,090	79.9%
Problem Solving Courts	52	\$6,282,880	8.4%
Probation	33	\$3,668,663	4.9%
Prosecutor’s Diversion	7	\$580,278	0.8%
Jail Treatment	22	\$2,040,174	2.7%
Pretrial	18	\$2,388,286	3.2%
Total	210	\$74,428,371	

#### Community Corrections

Population	Total	Breakdown
Felons	13778	81%
Non-Felons	3263	19%

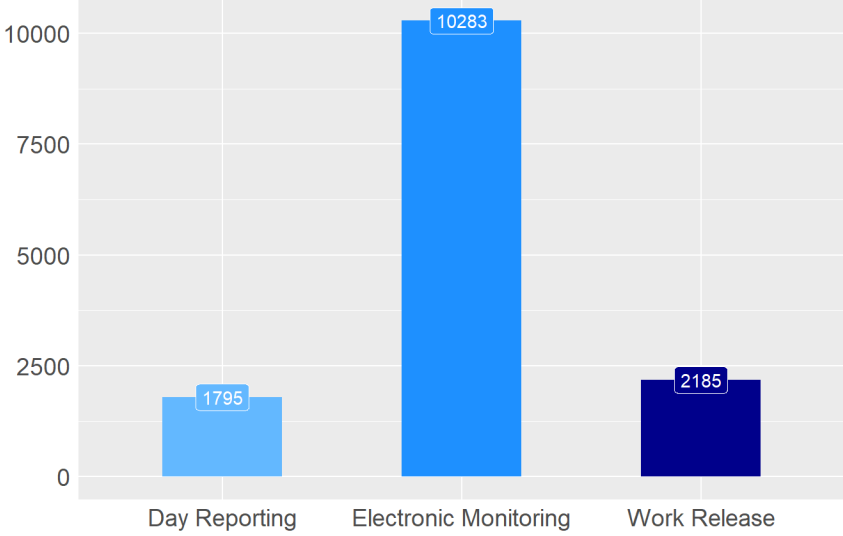
Community Corrections  
Population



Source: CC Monthly Snapshots

Level of Supervision	Total	Breakdown
Day Reporting	1795	13%
Electronic Monitoring	10283	72%
Work Release	2185	15%

Level of Supervision



Source: CC Monthly Snapshots

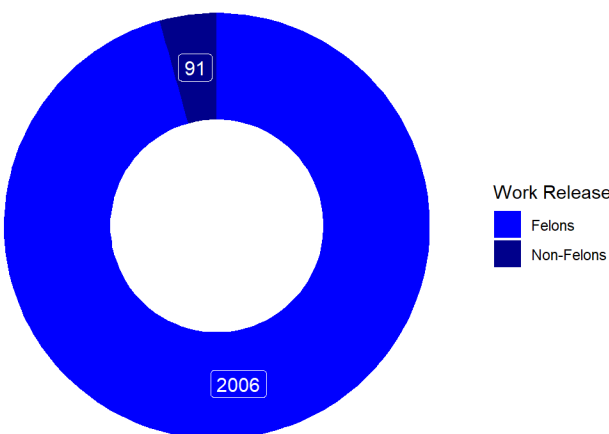
Note: The Total Community Corrections Counts are a reflection of the Community Correction agencies from only the last month of the quarter. All quarterly reporting entity Counts reflect the number of active individuals as of the day they were submitted. For more information on submission due dates please reference section 2 of our [Procedural Bulletin](#) for each entities submission due dates.

For Community Corrections Population: This is a count of the total number of individuals with an active Community Corrections Case.

For Levels of Supervision: Individuals may be on more than one Level of Supervision at a time. Due to this, some individuals may be counted under more than one category. This report shows a sum of the total number of times a Level of Supervision is utilized.

Work Release	Total	Breakdown
Felons	2006	96%
Non-Felons	91	4%
Total	2097	

Community Corrections  
Work Release



Source: CC Monthly Snapshots

#### Supported Entities

Probation	Total	Breakdown
Felons	3889	84%
Non-Felons	739	16%
Total	4628	

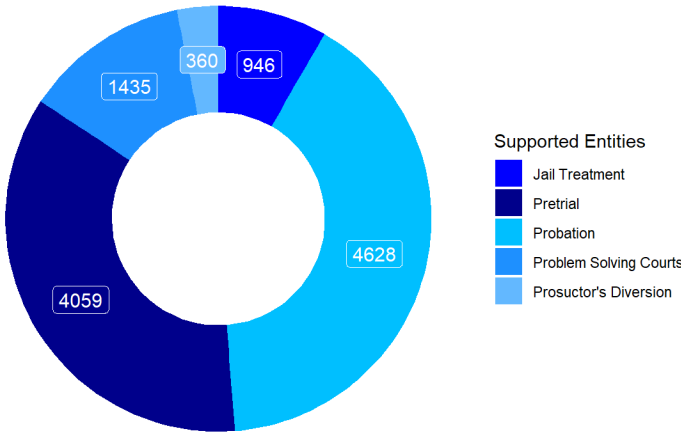
Pretrial	Total	Breakdown
Felons	3243	80%
Non-Felons	816	20%
Total	4059	

Jail Treatment	Total	Breakdown
Felons	771	82%
Non-Felons	175	18%
Total	946	

Prosecutor’s Diversion	Total	Breakdown
Felons	247	69%
Non-Felons	113	31%
Total	360	

Problem Solving Courts	Total	Breakdown
Felons	1306	91%
Non-Felons	129	9%
Total	1435	

Community Corrections  
Supported Entities



Source: Quarterly Snapshots

Problem Solving Courts	Total	Breakdown
Adult Drug Court	851	59%
Domestic Violence Court	3	0%
Mental Health	192	13%
Re-Entry Court	213	15%
Veteran’s Court	176	12%
Total	1435	