


Indiana Department of Correction

Division of Data Analytics



Offender Population Statistical Report

- SEPTEMBER 2020 -

Rob Carter, Commissioner

**Indiana Department of Correction
Indiana Government Center South, Room E334
302 W. Washington Street
Indianapolis, IN 46204**

**Prepared by:
Grant Beanblossom, Data Analyst
(317) 233-4765
gbeanblossom@idoc.in.gov**

This report and previous reports may be found at:

<http://www.in.gov/idoc/2376.htm>



Definitions

For the purpose of this report, the following definitions apply:

Admission – The means by which an offender enters the custody or jurisdiction of the Indiana Department of Correction. For this report, with the exception of the return of an escapee, this does not include a return from a temporary absence.

Average Daily Population – The sum of the daily beginning counts for a month, divided by that month's number of daily beginning counts.

Beginning Count – The number of offenders physically present at the beginning of the day (ie, 0000:01 hours).

Class A Felony – An offense whereby a person convicted of this felony shall be imprisoned for a fixed term of thirty years, with not more than twenty years added for aggravating circumstances, or not more than ten years subtracted for mitigating circumstances.

Class B Felony – An offense whereby a person convicted of this felony shall be imprisoned for a fixed term of ten years, with not more than ten years added for aggravating circumstances, or not more than four years subtracted for mitigating circumstances.

Class C Felony – An offense whereby a person convicted of this felony shall be imprisoned for a fixed term of four years, with not more than four years added for aggravating circumstances, or not more than two years subtracted for mitigating circumstances.

Class D Felony – An offense whereby a person convicted of this felony shall be imprisoned for a fixed term of one and one-half years, with not more than one and one-half years added for aggravating circumstances, or not more than one year subtracted for mitigating circumstances.

Class 1 Felony – An offense whereby a person convicted of this felony shall be imprisoned with a sentence range of 20-40 years, with not more than twenty years added as a habitual offender enhancement.

Class 2 Felony – An offense whereby a person convicted of this felony shall be imprisoned with a sentence range of 10-30 years, with not more than twenty years added as a habitual offender enhancement.

Class 3 Felony – An offense whereby a person convicted of this felony shall be imprisoned with a sentence range of 3-16 years, with not more than twenty years added as a habitual offender enhancement.

Class 4 Felony – An offense whereby a person convicted of this felony shall be imprisoned with a sentence range of 2-12 years, with not more than twenty years added as a habitual offender enhancement.

Class 5 Felony – An offense whereby a person convicted of this felony shall be imprisoned with a sentence range of 1-6 years, with not more than six years added as a habitual offender enhancement.

Class 6 Felony – An offense whereby a person convicted of this felony shall be imprisoned with a sentence range of 0.5-2.5 years, with not more than six years added as a habitual offender enhancement.

Contracted Beds - Those offenders who have been committed to the Indiana Department of Correction, but are housed in a local work release facility under contract of a 3rd party provider.

County Jail "Back-ups" (Jail Bed Count) – Those offenders who have been committed to the Indiana Department of Correction, but are housed in a county jail until they can be transferred to a Department of Correction intake facility. The county receives \$35.00 per day, per offender, to house these offenders.

Ending Count – The number of offenders physically present at the end of the day (ie, 2400:00 hours).

Felon – A person convicted in any jurisdiction who might have been imprisoned for more than one year.

Murder - An offense whereby a person convicted of this felony shall be imprisoned for a fixed term of fifty-five years, with not more than ten years added for aggravating circumstances, or not more than ten years subtracted for mitigating circumstances.

Definitions Continued

Operational Capacity – The total bed capacity of the facility. The capacity of a facility is the number of beds authorized for safe and efficient operation of the facility.

Pre-Dispositional – An individual ordered by the Court to the Indiana Department of Correction for evaluation prior to sentencing.

Release – The means by which an offender leaves the custody or jurisdiction of the Indiana Department of Correction. For this report, with the exception of an escape, this does not include a temporary absence.

Safekeeper – An individual whom the Court has determined to be in imminent danger of serious bodily injury or death, or who represents a substantial threat to the safety of others, and whom the Court has ordered to the Indiana Department of Correction for custody and security control.

Maximum Level Facilities – Maximum security facilities have very restrictive security measures and housing is celled space.

Medium Level Facilities – Medium security facilities have moderate degree of security measures and housing consists of dormitories and celled space.

Minimum Level Facilities – Minimum Security Facilities have the least restrictive security measures and housing is dormitory style. Also included as minimum security are work release program offenders who leave the facility for outside employment but return nightly.

Intake Facilities – Intake facilities are designated to receive newly committed adult offenders. During the intake process each offender is evaluated through interviews, reports and diagnostic tests. This evaluation forms the basis of the offenders' facility and program assignment.

Secure Housing Units – Denotes maximum control with the most restrictive security measures in place.

Vacancy – The number of beds available for assignment.

Juvenile Diagnostic/Walkthrough – A Juvenile court can order a youth to the Department of Correction to be temporarily committed for not more than 14 days (excluding Saturdays, Sundays and Legal holidays) for the purpose of an evaluation. The youth must be adjudicated delinquent and the order has to be prior to disposition. The department will send a report to the court of the written findings.

Indiana Department of Correction Population Summary

- There were 22,824 adult male offenders (including 730 county jail “back-ups” and 59 in contracted beds) on October 01, 2020. This population is 8% below operational bed capacity for general population.
- There were 2,358 adult female offenders (including 102 county jail “back-ups” and 30 in contracted beds) on October 01, 2020. This population is 16% below the operational bed capacity.
- There were 266 juvenile male offenders in the Department’s facilities on October 01, 2020. This population is 50% below the operational bed capacity.
- There were 28 juvenile female offenders in the Department’s facilities on October 01, 2020. This population is 54% below the operational bed capacity.
- There were 5,636 adult males on parole in Indiana (5,148 Indiana parolees and 488 other jurisdiction parolees) October 01, 2020.
- There were 693 adult females on parole in Indiana (632 Indiana parolees and 61 other jurisdiction parolees) on October 01, 2020.
- There were 453 adults admitted to IDOC (379 males and 74 females) and 811 adults released from IDOC (674 males and 137 females) in September 2020.
- There were 33 juveniles admitted to IDOC (27 males and 6 females) and 37 juveniles released from IDOC (33 males and 4 females) in September 2020.

**Indiana Department of Correction
Human Resource Report**

August 31, 2020

ADULT FACILITIES

Facility	Total Staff*	Custody Staff	Non-Custody	Vacancies	Hires - Rehires	Retired - Terminated	Inter-Agency		Contract/Vendor		
							In	Out	Aramark	Health	Education
Branchville Correctional Facility	250	173	77	25	9	7	0	0	8	30	8
Chain O'Lakes Correctional Facility	26	4	22	2	0	1	0	0	5	2	0
Correctional Industrial Facility	276	209	67	91	6	7	0	0	14	25	4
Edinburgh Correctional Facility	70	53	17	2	5	2	0	0	7	6	1
Indiana State Prison/Lakeside	471	355	116	100	8	21	0	0	21	44	5
Indiana Women's Prison	178	126	52	15	7	12	1	1	6	25	5
Madison Correctional Facility	206	146	60	9	6	10	1	0	8	28	2
Miami Correctional Facility	379	266	113	176	23	21	2	1	31	52	9
New Castle Correctional Facility**	343	261	82	144	0	0	0	0	27	59	17
Pendleton Correctional Facility	380	259	121	146	21	25	0	0	22	52	2
Plainfield Correctional Facility	338	245	93	56	17	11	0	0	26	38	8
Putnamville Correctional Facility	408	292	116	115	12	15	0	0	15	41	10
Reception-Diagnostic Center	207	162	45	40	10	2	0	0	0	24	7
Rockville Correctional Facility	227	157	70	39	9	6	0	0	15	33	0
South Bend Comm. Re-Entry Center	38	25	13	4	0	3	1	1	3	3	0
Heritage Trail DOC Staff	72	55	17	0	0	0	0	0	0	12	9
Heritage Trail GEO Staff**	170	116	54	23	0	0	0	0	4	11	0
Wabash Valley Correctional Facility	566	444	122	81	8	15	1	0	26	61	5
Westville Correctional Facility	632	470	162	138	10	13	1	0	27	65	8
Total	5,237	3,818	1,419	1,206	151	171	7	3	265	611	100

JUVENILE FACILITIES

Facility	Total Staff*	Custody Staff	Non-Custody	Vacancies	Hires - Rehires	Retired - Terminated	Inter-Agency		Contract/Vendor		
							In	Out	Aramark	Health	Education
Camp Summit	55	39	16	9	0	2	0	0	4	5	2
Logansport Intake/North Central	159	105	54	28	2	3	0	0	6	13	3
Pendleton Juvenile Correctional	233	162	71	60	6	13	0	0	7	15	4
Total	447	306	141	97	8	18	0	0	17	33	9

ADMINISTRATIVE

Central Office***	Total	609	250	359	150	2	0	2	2	0	6	1.5
-------------------	--------------	------------	------------	------------	------------	----------	----------	----------	----------	----------	----------	------------

TOTALS

STATE EMPLOYEE TOTAL	5,780	3,997	1,783	1,286	161	189	9	5	0	0	0
CONTRACT EMPLOYEE TOTAL	1,555	377	1,178	167	0	0	0	0	282	650	111
GRAND TOTAL	7,335	4,374	2,961	1,453	161	189	9	5	282	650	111

* Total Active Staff does not include those on disability, suspension, or leave with pay.

** New Castle Correctional Facility and Heritage Trail are privately contracted institutions. Their hire/rehire and termination/reire data is not provided to DOC.

*** Includes Technology Services Division, PEN Products, Staff Development and Training, and the Parole Division (counted as Custody Staff)

Note: Total staff, custody staff, non-custody staff, and vacancy data are as of the end of the month.

Hires and re-hires, retirements and terminations, intra-agency transfer in and transfer out are the total number of actions for the month.

Source: DOC Human Resource



Offender Statistics



Indiana Department of Correction
Table 1
Offender Population & Vacancy Numbers, by Facility Security Level
October 1, 2020

Minimum Security - Adult MALE

	September Ending Count	General Population Vacancies	Programs & Treatment Vacancies	Restricted Housing & Infirmary Vacancies	Down Beds	Held Beds
Chain O'Lakes	100	1	0	0	0	1
Edinburgh	255	88	0	0	0	1
Miami - MCA	148	56	0	0	0	0
New Castle - NCA	130	74	0	0	0	0
Pendleton - IRO	166	53	0	0	1	0
Westville - WCA	323	50	4	0	0	2
Wabash Valley - WVA	150	46	0	0	1	1
Total	1,272	368	4	0	2	5

Re-Entry & Work Release - Adult MALE

Bartholomew Co. Re-Entry	6	14	0	0	0	0
Chain O'Lakes Re-Entry	24	14	0	0	0	0
Lake Co. Re-Entry/M	7	3	0	0	0	0
South Bend Re-Entry	123	78	0	0	0	0
VOA/Hope Hall Re-Entry	32	8	0	0	0	0
Starke Co. PI - TC	14	0	34	0	0	0
Total	206	117	34	0	0	0

Medium Security - Adult MALE

	September Ending Count	General Population Vacancies	Programs & Treatment Vacancies	Restricted Housing & Infirmary Vacancies	Down Beds	Held Beds
Branchville	1,301	142	80	10	0	0
Correctional Industrial	1,284	194	5	9	1	2
Indiana State Prison ISO	324	55	0	0	1	5
Plainfield	1,373	147	5	14	172	5
Putnamville	1,922	168	97	1	329	0
Heritage Trail	750	165	0	0	0	1
Westville	2,226	243	234	82	134	22
New Castle	2,323	81	8	13	1	5
Total	11,503	1,195	429	129	638	40

Table 1 (Cont.)

Maximum Security - Adult MALE

	September Ending Count	General Population Vacancies	Programs & Treatment Vacancies	Restricted Housing & Infirmary Vacancies	Down Beds	Held Beds
Miami	2,523	20	2	7	431	1
Indiana State Prison	1,932	83	14	9	26	13
Pendleton	1,407	22	4	1	8	7
Pendleton Treatment Unit	182	0	69	0	7	2
ISR Secure Housing Unit	62	0	0	5	1	1
New Castle Annex	378	34	0	67	5	2
New Castle Mental Health	104	0	22	0	0	2
WCU Secure Housing Unit	96	0	0	12	2	0
Wabash Valley	1,716	25	29	14	5	12
WVS Secure Housing Unit	190	0	0	18	7	1
Reception Diag. Center	497	184	0	0	14	0
Total	9,087	368	140	133	506	41

Minimum Security & Re-Entry - Adult FEMALE

	September Ending Count	General Population Vacancies	Programs & Treatment Vacancies	Restricted Housing & Infirmary Vacancies	Down Beds	Held Beds
Madison	566	281	0	0	0	1
Jefferson Co. Re-Entry	44	28	0	0	0	0
Crane House	30	15	0	0	0	0
Total	640	324	0	0	0	1

Medium Security - Adult FEMALE

Rockville	891	76	65	9	0	0
Total	891	76	65	9	0	0

Maximum Security - Adult FEMALE
--

Women's Prison	618	78	27	3	0	1
Rockville Intake	112	100	0	0	0	0
Total	730	178	27	3	0	1

JAIL BED COUNT

Adult Male	730	N/A	N/A	N/A	N/A	N/A
Adult Female	<u>102</u>	<u>N/A</u>	<u>N/A</u>	<u>N/A</u>	<u>N/A</u>	<u>N/A</u>
Total	832					

Table 1 (Cont.)

JUVENILE OFFENDERS

Juvenile Male

	September Ending Count	General Population Vacancies	Programs & Treatment Vacancies	Restricted Housing & Infirmary Vacancies	Down Beds	Held Beds
North Central Juvenile Correctional Facility	105	69	0	0	0	0
Pendleton Juvenile Correctional Facility	161	201	0	6	0	23
Total	266	270	0	6	0	23

Juvenile Female

LaPorte Juvenile Correctional Facility	28	33	0	1	0	0
--	----	----	---	---	---	---

TOTALS

	September Ending Count	General Population Vacancies	Programs & Treatment Vacancies	Restricted Housing & Infirmary Vacancies	Down Beds	Held Beds
GRAND TOTAL FOR ALL ADULT MALES (Includes Jail Bed Count and Contracted Beds)	22,798	2,048	607	262	1,146	86
TOTAL FOR ADULT MALES IDOC FACILITIES ONLY	22,009	2,023	573	262	1,146	86
GRAND TOTAL FOR ALL ADULT FEMALES (Includes Jail Bed Count and Contracted Beds)	2,363	578	92	12	0	2
TOTAL FOR ADULT FEMALES IDOC FACILITIES ONLY	2,231	535	92	12	0	2
TOTAL FOR JUVENILE MALES	266	270	0	6	0	23
TOTAL FOR JUVENILE FEMALES	28	33	0	1	0	0
GRAND TOTAL FOR THE DEPARTMENT (Includes Jail Bed Count and Contracted Beds)	25,455	2,929	699	281	1,146	111
GRAND TOTAL FOR THE DEPARTMENT (Excludes Jail Bed Count and Contracted Beds)	24,534	2,861	665	281	1,146	111

Sources: Planning Division Facility Body Count Report
 Planning Division Juvenile Daily Count Report
 OIS - Jail Bed Count
 Operational Support Services - Vacancy Report

Indiana Department of Correction
Table 2
Operational Capacity Compared to Population, by Facility
September 1, 2020

Minimum Security - Adult MALE

	August Operational Capacity	September Operational Capacity	September Adjusted Operational Capacity*	September Ending Count	Percent +/- Capacity
Chain O'Lakes	102	102	101	100	-1%
Edinburgh	344	344	326	238	-27%
Miami - MCA	204	204	205	149	-27%
New Castle - NCA	204	204	206	132	-36%
Pendleton - IRO	220	220	219	166	-24%
Westville - WCA	379	379	378	328	-13%
Wabash Valley - WVA	<u>198</u>	<u>198</u>	<u>187</u>	<u>141</u>	<u>-25%</u>
Total	1,651	1,651	1,622	1,254	-23%

Re-Entry & Work Release - Adult MALE

Bartholomew Co. Re-Entry	20	20	40	6	-85%
Chain O'Lakes Re-Entry	38	38	38	24	-37%
Lake Co. Re-Entry/M	10	10	10	7	-30%
South Bend Re-Entry	201	201	202	124	-39%
VOA/Hope Hall Re-Entry	40	40	40	32	-20%
Starke Co. PI - TC	<u>48</u>	<u>48</u>	14	14	0
Total	357	357	344	207	-40%

Medium Security - Adult MALE

Branchville	1,533	1,533	1,429	1,287	-10%
Correctional Industrial	1,495	1,495	1,480	1,286	-13%
Indiana State Prison ISO	385	385	382	327	-14%
Plainfield	1,696	1,716	1,530	1,383	-10%
Putnamville	2,517	2,517	2,101	1,933	-8%
Heritage Trail	916	916	902	737	-18%
Westville	2,941	2,941	2,479	2,236	-10%
New Castle	2,431	2,431	2,419	2,338	-3%
Total	13,914	13,934	12,722	11,527	-9%

Table 2 (Cont.)

Maximum Security - Adult MALE					
	August Operational Capacity	September Operational Capacity	September Adjusted Operational Capacity*	September Ending Count	Percent +/- Capacity
Miami	2,984	2,984	2,551	2,531	-1%
Indiana State Prison	2,077	2,077	2,005	1,935	-3%
Pendleton	1,449	1,449	1,437	1,415	-2%
Pendleton Treatment Unit	260	260	186	186	0%
ISR Secure Housing Unit	69	69	62	62	0%
New Castle Annex	486	486	418	384	-8%
New Castle Mental Health	128	128	106	106	0%
WCU Secure Housing Unit	110	110	96	96	0%
Wabash Valley	1,785	1,801	1,724	1,699	-1%
WVS Secure Housing Unit	216	216	188	188	0%
Reception Diag. Center	695	695	504	504	0%
Total	10,259	10,275	9,277	9,106	-2%

Minimum Security & Re-Entry - Adult FEMALE					
Madison	848	848	852	571	-33%
Jefferson Co. Re-Entry	72	72	72	44	-39%
Crane House	45	45	45	30	-33%
Total	965	965	969	645	-33%

Medium Security - Adult FEMALE					
Rockville	<u>1,041</u>	<u>1,041</u>	<u>957</u>	<u>881</u>	-8%
Total	1,041	1,041	957	881	-8%

Maximum Security - Adult FEMALE					
Women's Prison	727	727	696	618	-11%
Rockville Intake	<u>212</u>	<u>212</u>	<u>112</u>	<u>112</u>	0%
Total	939	939	808	730	-10%

JAIL BED COUNT**					
Adult Male	830	830	730	730	0%
Adult Female	<u>74</u>	<u>74</u>	<u>102</u>	<u>102</u>	0%
Total	904	904	832	832	0%

JUVENILE OFFENDERS					
	Juvenile Male				
North Central Juvenile Correctional Facility	174	174	174	105	-40%
Pendleton Juvenile Correctional Facility	<u>391</u>	<u>391</u>	<u>362</u>	<u>161</u>	<u>-56%</u>
Total	565	565	536	266	-50%

Table 2 (Cont.)

Juvenile Female

	August Operational Capacity	September Operational Capacity	September Adjusted Operational Capacity*	September Ending Count	Percent +/- Capacity
LaPorte Juvenile Correctional Facility	62	62	61	28	-54%

TOTALS					
	August Operational Capacity	September Operational Capacity	September Adjusted Operational Capacity*	September Ending Count	Percent +/- Capacity
GRAND TOTAL FOR ALL ADULT MALES (Includes Jail Bed Count and Contracted Beds)	27,011	27,047	24,695	22,824	-8%
TOTAL FOR ADULT MALES IDOC FACILITIES ONLY	26,063	26,099	23,861	22,035	-8%
GRAND TOTAL FOR ALL ADULT FEMALES (Includes Jail Bed Count and Contracted Beds)	3,019	3,019	2,836	2,358	-17%
TOTAL FOR ADULT FEMALES IDOC FACILITIES ONLY	2,900	2,900	2,689	2,226	-17%
TOTAL FOR JUVENILE MALES	565	565	536	266	-50%
TOTAL FOR JUVENILE FEMALES	62	62	61	28	-54%
GRAND TOTAL FOR THE DEPARTMENT (Includes Jail Bed Count** and Contracted Beds)	30,657	30,693	28,128	25,476	-9%
GRAND TOTAL FOR THE DEPARTMENT (Excludes Jail Bed Count and Contracted Beds)	29,590	29,626	27,147	24,555	-10%

*Adjusted Operational Capacity includes Intake Beds and excludes Down, Held, and Segregation/Infirmery, and Program/Treatment Hold Beds.

**Jail Bed Counts - IDOC offender Jail Bed holding is demand-based, therefore Jail Bed Percent Capacity is always 0%. Jail Bed Operational Capacity is determined by each county's availability and fluctuates from month to month.

Sources: Planning Division Facility Body Count Report
 Planning Division Juvenile Daily Count Report
 OIS - Jail Bed Count
 Operational Support Services - Vacancy Report

Indiana Department of Correction
Table 3
Facility Population on the First Day of Each Month
(Excludes County Jail "Back-ups" & Contracted Beds)

<u>2019</u>	<u>Adult Male</u>	<u>Adult Female</u>	<u>Juvenile Male</u>	<u>Juvenile Female</u>	<u>Total</u>
January	23,970	2,500	365	38	26,873
February	23,876	2,481	382	41	26,780
March	23,963	2,481	386	40	26,870
April	24,030	2,488	383	44	26,945
May	24,103	2,522	372	34	27,031
June	24,138	2,549	360	36	27,083
July	24,181	2,596	355	34	27,166
August	24,186	2,574	367	43	27,170
September	24,285	2,630	373	39	27,327
October	24,264	2,614	376	39	27,293
November	24,274	2,582	368	39	27,263
December	24,259	2,564	360	28	27,211

<u>2020</u>	<u>Adult Male</u>	<u>Adult Female</u>	<u>Juvenile Male</u>	<u>Juvenile Female</u>	<u>Total</u>
January	24,294	2,569	325	25	27,213
February	24,238	2,544	342	21	27,145
March	24,253	2,540	349	23	27,165
April	24,294	2,553	350	24	27,221
May	23,844	2,502	348	27	26,721
June	23,328	2,472	347	29	26,176
July	22,895	2,412	309	26	25,642
August	22,560	2,341	294	28	25,223
September	22,174	2,282	272	26	24,754
October	22,009	2,231	266	28	24,534

Source: Research Division Juvenile Daily Count Report

Indiana Department of Correction
Table 4
Parole Caseload on September 05, 2020

<u>Parole District</u>	Indiana Parolees		Other Jurisdiction		<u>Total</u>
	<u>Adult Male</u>	<u>Adult Female</u>	<u>Adult Male</u>	<u>Adult Female</u>	
<i>Interstate Compact (PD0)*</i>	371	33	488	61	953
	District Supervision Breakdown as follows:				
Re-Entry Parole (PD1)	310	56	22	2	390
Fort Wayne (PD2)	650	81	70	4	805
Indianapolis (PD3)	1117	107	86	11	1,321
Evansville (P4A)	423	48	51	8	530
Terre Haute (P4B)	409	52	29	5	495
Bloomington (PD5)	315	47	32	8	402
Gary (PD6)	386	20	51	4	461
New Castle (PD7)	626	103	42	7	778
South Bend (PD8)	630	51	71	7	759
Madison (PD9)	282	67	34	5	388
Total	5,519	665	488	61	6,733

Total Parole Population on the First Day of Each Month

<u>Calendar Year 2020</u>	Indiana Parolees		Other Jurisdiction		<u>Total</u>
	<u>Adult Male</u>	<u>Adult Female</u>	<u>Adult Male</u>	<u>Adult Female</u>	
January	5,430	625	443	55	6,553
February	5,339	617	448	53	6,457
March	5,199	625	445	57	6,326
April	5,244	626	439	57	6,366
May	5,364	647	437	54	6,502
June	5,473	665	419	51	6,608
July	5,516	662	419	47	6,644
August	5,521	667	464	53	6,705
September	5,509	658	482	59	6,708
October	5,519	665	488	61	6,733

* Includes Indiana parolees who are serving their parole in another state, as well as offenders from other States being supervised in Indiana (Interstate Compact)

Sources: Juvenile Services
Parole Division



Adult Offender Statistics



Indiana Department of Correction
Table 5
Monthly Admissions and Releases- Adult Offenders
(Includes County Jail "Back-ups" & Contracted Beds)
September 2020

Admissions	Male	Female	Total
New Commitments	182	38	220
Parole Violators - New Commits	20	1	21
Parole Violators - Technical	68	4	72
Unsentenced (Safekeepers)	0	0	0
Return from Esc - Sec/NonSec Facility	0	0	0
Return from Escape - Non-Secure Facility	0	0	0
Return from Escape - CTP Absconds	0	0	0
Court Supervision Violators - New Commits	63	7	70
Court Supervision Violators - Technical	109	24	133
Return from CTP - New Commits	0	0	0
Return from CTP - Technical	13	1	14
Unknown (Missing Data)	0	0	0
Total Admissions	455	75	530

Releases	Male	Female	Total
Parole	315	41	356
Probation	206	38	244
Escape Secure Facility	0	0	0
Walk-Away - Non-Secure Facility	1	0	1
Discharged	88	8	96
Unsentenced Discharged	0	0	0
Other (i.e. Death)	14	1	15
Community Transition Program (CTP)	64	18	82
CTP Absconds	1	0	1
Unknown (Missing Data)	0	0	0
Total Releases	689	106	795

Of the 182 new commitments of male felons, 95 (52.2%) had a prior commitment.

Of the 38 new commitments of female felons, 12 (31.6%) had a prior commitment.

Effective July 1, 1998, misdemeanants are to be committed to DOC only under special circumstances (IC 11-12-6)

Sources: SAS-prsadm8.pgm, SAS - prisrel8.pgm

Indiana Department of Correction

Table 7

Release Type by County of Commitment - Adult Offenders

September 2020

County	Release Type					County	Release Type				
	Parole	Probation	Discharged	CTP	Total		Parole	Probation	Discharged	CTP	Total
Adams	1	0	0	2	3	Madison	25	7	5	5	42
Allen	25	23	6	7	61	Marion	57	48	19	4	128
Bartholomew	6	2	0	1	9	Marshall	3	4	2	5	14
Benton	0	1	0	0	1	Martin	1	0	1	0	2
Blackford	0	0	2	0	2	Miami	0	0	0	0	0
Boone	1	0	0	1	2	Monroe	6	0	1	0	7
Brown	1	0	0	0	1	Montgomery	3	0	0	1	4
Carroll	3	3	0	0	6	Morgan	4	0	2	0	6
Cass	2	1	0	5	8	Newton	1	1	0	0	2
Clark	1	3	2	0	6	Noble	3	0	1	0	4
Clay	1	0	0	0	1	Ohio	0	1	0	0	1
Clinton	1	1	0	1	3	Orange	1	1	0	0	2
Crawford	0	0	0	0	0	Owen	1	1	0	0	2
Daviess	1	1	0	0	2	Parke	1	2	0	0	3
Dearborn	4	4	1	0	9	Perry	0	0	1	0	1
Decatur	4	2	0	2	8	Pike	3	0	1	0	4
DeKalb	0	4	0	2	6	Porter	1	2	3	0	6
Delaware	7	4	1	0	12	Posey	2	0	0	0	2
Dubois	2	0	0	0	2	Pulaski	0	1	0	0	1
Elkhart	21	9	4	2	36	Putnam	1	1	1	0	3
Fayette	2	2	0	4	8	Randolph	0	1	0	0	1
Floyd	5	3	0	0	8	Ripley	5	3	1	0	9
Fountain	0	1	0	0	1	Rush	0	2	0	0	2
Franklin	1	1	0	0	2	St. Joseph	16	7	1	1	25
Fulton	1	1	0	1	3	Scott	2	3	2	0	7
Gibson	2	2	0	1	5	Shelby	7	1	1	2	11
Grant	4	2	2	1	9	Spencer	0	0	1	0	1
Greene	2	1	1	0	4	Starke	1	1	0	1	3
Hamilton	4	4	2	0	10	Steuben	0	0	0	0	0
Hancock	4	2	0	1	7	Sullivan	0	1	0	0	1
Harrison	1	3	1	0	5	Switzerland	0	0	0	0	0
Hendricks	5	1	1	0	7	Tippecanoe	7	6	1	1	15
Henry	6	4	1	1	12	Tipton	2	0	0	0	2
Howard	4	4	0	4	12	Union	0	0	0	0	0
Huntington	6	4	0	0	10	Vanderburgh	12	4	6	3	25
Jackson	4	3	3	0	10	Vermillion	1	3	0	0	4
Jasper	2	2	0	0	4	Vigo	8	5	0	4	17
Jay	1	4	1	2	8	Wabash	0	1	2	3	6
Jefferson	2	2	1	1	6	Warren	0	0	0	0	0
Jennings	1	0	1	0	2	Warrick	1	1	0	0	2
Johnson	9	6	2	0	17	Washington	2	2	1	0	5
Knox	0	0	0	0	0	Wayne	9	1	2	1	13
Kosciusko	2	3	2	0	7	Wells	2	5	2	3	12
LaGrange	0	0	0	1	1	White	1	1	0	0	2
Lake	13	3	1	3	20	Whitley	0	2	1	2	5
LaPorte	1	7	1	0	9	Unknown	0	0	0	0	0
Lawrence	4	2	2	3	11	Totals	356	244	96	82	778

This data excludes Temporary Moves, Safekeepers, Predispositions, Escapes, Deaths, releases from CTP and releases from Out of State Parole.

*"Unknown" represents offenders who were sentenced to DOC, but County of Commitment data was unavailable.

Source: prisrel7.pgm

Indiana Department of Correction
Table 8
The Number of Department of Correction Offenders
Held in County Jails*
September 30, 2020

<u>County</u>	<u>Adult Male</u>	<u>Adult Female</u>	<u>County</u>	<u>Adult Male</u>	<u>Adult Female</u>	<u>County</u>	<u>Adult Male</u>	<u>Adult Female</u>
Adams	4	2	Hendricks	16	1	Pike	2	0
Allen	49	4	Henry**	5	3	Porter	11	0
Bartholomew	3	0	Howard	19	3	Posey	5	0
Benton	4	0	Huntington	5	1	Pulaski**	2	0
Blackford**	8	0	Jackson	12	1	Putnam**	2	1
Boone	3	1	Jasper	1	0	Randolph	0	0
Brown	0	0	Jay	9	3	Ripley	8	0
Carroll	1	1	Jefferson	12	2	Rush	6	1
Cass	9	0	Jennings	7	2	St. Joseph	40	4
Clark	10	2	Johnson	10	5	Scott	5	0
Clay	5	0	Knox**	5	1	Shelby	6	2
Clinton	14	2	Kosciusko	13	0	Spencer**	0	0
Crawford**	2	0	LaGrange	2	2	Starke	5	0
Daviess	1	1	Lake	23	4	Steuben	6	0
Dearborn	15	0	LaPorte	13	0	Sullivan	0	1
Decatur	9	1	Lawrence	11	1	Switzerland	2	0
DeKalb	2	1	Madison	22	3	Tippecanoe	23	1
Delaware	11	0	Marion	39	4	Tipton	0	1
Dubois	3	1	Marshall	18	4	Union	0	0
Elkhart	22	6	Martin	4	0	Vanderburgh	25	9
Fayette	11	0	Miami	5	1	Vermillion	0	0
Floyd	7	1	Monroe	7	1	Vigo	6	5
Fountain	3	1	Montgomery	5	1	Wabash	11	0
Franklin	4	0	Morgan	9	0	Warren	0	0
Fulton	1	0	Newton	6	0	Warrick	0	0
Gibson	6	0	Noble	11	1	Washington	4	0
Grant	14	4	Ohio	1	0	Wayne	13	2
Greene	7	0	Orange**	4	2	Wells**	2	0
Hamilton	15	3	Owen	2	0	White	3	0
Hancock	5	0	Parke	7	0	Whitley	1	1
Harrison**	4	0	Perry	6	1	Total	749	106

* Data is based on known frequencies reported by the counties; some county data may be missing

** County Jail Substance Abuse Programs

Source: Offender Movement

Indiana Department of Correction
Table 9
Community Transition Program
Average Daily Populations

<u>Month</u>	<u>2016</u>	<u>2017</u>	<u>2018</u>	<u>2019</u>	<u>2020</u>
January	518	465	392	382	338
February	480	475	402	379	338
March	492	475	411	372	317
April	518	481	441	376	278
May	499	487	443	396	279
June	469	481	398	379	241
July	491	445	386	393	256
August	496	421	395	336	254
September	509	400	387	330	262
October	478	385	384	324	
November	470	389	366	323	
December	<u>461</u>	<u>372</u>	<u>381</u>	<u>339</u>	
YEARLY AVERAGE	490	440	399	361	285

Source: CTP Database and OIS Warmbody

Indiana Department Of Correction
Table 10
Community Transition Program
September 2020 Release Information (Felony Level A-D)

Total number of offenders eligible to be released =		135
Felony A and B total =	102	
Felony C total =	19	
Felony D total =	6	
Murder =	8	
Total number of offenders transitioned to counties for CTP =		14
By default (lack of response from judge)		
Felony A or B =	0	
Felony C =	1	
Felony D =	0	
By approval by court order from judge		
Felony A or B =	10	
Felony C =	1	
Felony D =	0	
Murder =	2	
Total number of offenders transitioned to counties then returned to DOC due to refusal (court ordered denial upon receipt of offender) =		0
Total number of court ordered denials =		82
Felony A or B =	62	
Felony C =	15	
Felony D =	1	
Murder =	4	
Total number of Felony A or B, or Murder denials by default (no response from judge) =		26
Total number of offenders who became ineligible after eligibility determined but prior to CTP commencement date (reasons include change in Earliest Possible Release Date, change in warrant status, released to probation or to parole, other miscellaneous) =		13
Felony A or B =	6	
Felony C =	2	
Felony D =	5	
Murder =	0	

Source: SAS - CTP2 Adms

Indiana Department Of Correction
Table 10
Community Transition Program
September 2020 Release Information (Felony Level 1-6)

Total number of offenders eligible to be released =		289
Felony 1 and 2 total =	12	
Felony 3 and 4 total =	115	
Felony 5 and 6 total =	162	
Total number of offenders transitioned to counties for CTP =		65
By default (lack of response from judge)		
Felony 1 and 2 total =	0	
Felony 3 and 4 total =	0	
Felony 5 and 6 total =	16	
By approval by court order from judge		
Felony 1 and 2 total =	1	
Felony 3 and 4 total =	21	
Felony 5 and 6 total =	27	
Total number of offenders transitioned to counties then returned to DOC due to refusal (court ordered denial upon receipt of offender) =		0
Total number of court ordered denials =		163
Felony 1 and 2 total =	9	
Felony 3 and 4 total =	61	
Felony 5 and 6 total =	93	
Total number of Felony 1 or 2 denials by default (no response from judge) =		0
Total number of offenders who became ineligible after eligibility determined but prior to CTP commencement date (reasons include change in Earliest Possible Release Date, change in warrant status, released to probation or to parole, other miscellaneous) =		40
Felony 1 and 2 total =	2	
Felony 3 and 4 total =	13	
Felony 5 and 6 total =	25	

Indiana Department of Correction
Table 11
Total Number of Felony Offenses
Committed to the Indiana Department of Correction

September 2020

Felony Level	Primary Offense	Secondary Offense	Sep-20		This Calendar Year	
			SEX		SEX	
			F	M	F	M
A Felony	Arson (35-43-1-1)		-	-	-	1
	Burglary (35-43-2-1)		-	1	-	3
	Child Molesting (35-42-4-3)		-	2	-	11
	Dealing Cocaine or Narcotic Drug (35-48-4-1)		-	1	5	14
	Dealing Methamphetamine (35-48-4-1.1)		-	-	2	2
	Dealing Sched I, II, or III Catrid Sub (35-48-4-2)		-	-	-	2
	Rape (35-42-4-1)		-	-	-	1
	Robbery (35-42-5-1)		-	-	-	4
A Felony Total			0	4	7	38

Felony Level	Primary Offense	Secondary Offense	Sep-20		This Calendar Year	
			SEX		SEX	
			F	M	F	M
B Felony	Aggravated Battery (35-42-2-1.5)		-	-	-	6
	Arson (35-43-1-1)		-	-	-	1
	Attempt to Commit a Felony (35-41-5-1)	Robbery (35-42-5-1)	-	-	-	2
	Battery (35-42-2-1)		-	-	-	2
	Burglary (35-43-2-1)		-	4	2	52
	Carjacking (35-42-5-2)		-	-	-	1
	Child Molesting (35-42-4-3)		-	-	-	3
	Criminal Confinement (35-42-3-3)		-	-	-	4
	Dealing Cocaine or Narcotic Drug (35-48-4-1)		-	2	5	32
	Dealing Methamphetamine (35-48-4-1.1)		2	4	11	28
	Dealing Sched I, II, or III Catrid Sub (35-48-4-2)		1	1	6	8
	Felon in Possession of a Firearm (35-47-4-5)		-	-	-	9
	Neglect of a Dependent (35-46-1-4)		-	-	3	-
	Possession Methamphetamine (35-48-4-6.1)		-	-	1	3
	Possession of Cocaine or Narcotic Drug (35-48-4-6)		-	1	-	2
	Rape (35-42-4-1)		-	-	-	1
	Robbery (35-42-5-1)		-	4	-	30
	Sexual Misconduct with a Minor (35-42-4-9)		-	-	1	5
B Felony Total			3	16	29	189

Felony Level	Primary Offense	Secondary Offense	Sep-20		This Calendar Year		
			SEX		SEX		
			F	M	F	M	
C Felony	Assisting a Criminal (35-44-3-2)		-	-	-	1	
	Auto Theft, Receiving Stolen Parts (35-43-4-2.5)		-	-	-	1	
	Battery (35-42-2-1)		-	-	-	9	
	Burglary (35-43-2-1)		1	1	2	16	
	Check Fraud (35-43-5-12)		-	-	1	-	
	Child Exploitation (35-42-4-4)		-	-	-	1	
	Child Molesting (35-42-4-3)		-	2	2	17	
	Contribute to Delinquency (35-46-1-8)		-	-	-	1	
	Controlled Substance Registration (35-48-4-14)		1	-	1	-	
	Corrupt Business Influence (35-45-6-2)		-	-	-	1	
	Criminal Confinement (35-42-3-3)		-	1	-	3	
	Criminal Recklessness (35-42-2-2)		-	-	-	1	
	Felon in Possession of a Firearm (35-47-4-5)		-	-	-	1	
	Firearm w/in One Mile of School (35-47-2-1)		-	-	-	4	
	Forgery (35-43-5-2)		-	-	8	4	
	Fraud on Financial Institution (35-43-5-8)		-	-	1	-	
	Intimidation (35-45-2-1)		-	-	-	1	
	Neglect of a Dependent (35-46-1-4)		-	-	-	1	
	Non-Support of Dependent Child (35-46-1-5)		-	-	-	19	
	Operating Vehicle Intoxicated/Death (9-30-5-5)		-	1	-	1	
	Operating Vehicle w/Lifetime Suspension (9-30-10-17)		-	-	-	10	
	Possession Methamphetamine (35-48-4-6.1)		-	1	-	2	
	Possession of Cocaine or Narcotic Drug (35-48-4-6)		-	-	-	2	
	Possession of Precursors (35-48-4-14.5)		1	-	1	-	
	Reckless Homicide (35-42-1-5)		-	-	-	1	
	Robbery (35-42-5-1)		-	3	1	11	
	Sexual Battery (35-42-4-8)		-	-	-	1	
	Sexual Misconduct with a Minor (35-42-4-9)		-	2	-	4	
	Welfare Fraud (35-43-5-7)		-	-	5	1	
	C Felony Total			3	11	22	114

Felony Level	Primary Offense	Secondary Offense	Sep-20		This Calendar Year	
			SEX		SEX	
			F	M	F	M
D Felony	Auto Theft, Receiving Stolen Parts (35-43-4-2.5)		1	-	1	3
	Battery (35-42-2-1)		-	-	-	2
	Child Exploitation (35-42-4-4)		-	-	-	2
	Child Solicitation (35-42-4-6)		-	1	-	1
	Criminal Confinement (35-42-3-3)		-	-	-	1
	Criminal Recklessness (35-42-2-2)		-	-	-	1

Felony Level	Primary Offense	Secondary Offense	Sep-20		This Calendar Year	
			SEX		SEX	
			F	M	F	M
D Felony (Cont'd)	Cruelty to Animals (35-46-3-12)		-	-	-	2
	Dealing Marijuana, Hash Oil, or Hashish (35-48-4-10)		-	-	-	1
	Domestic Battery (35-42-2-1.3)		-	-	-	1
	Driving While Suspended/Oper Veh HTV (9-30-10-16)		-	-	-	2
	Failure to Remit Sales Tax (6-2.5-9-3)		-	-	-	1
	Failure to Return to Lawful Detention (35-44-3-5)		-	1	-	3
	Fraud (35-43-5-4)		-	-	-	2
	Intimidation (35-45-2-1)		-	-	-	1
	Maintaining a Common Nuisance (35-48-4-13)		-	-	1	1
	Neglect of a Dependent (35-46-1-4)		-	-	-	2
	Non-Support of a Child (35-46-1-5)		-	1	-	13
	Operating Vehicle Intox-Prior (9-30-5-3)		-	-	1	4
	Operating Vehicle Intoxicated-Contrld Sub (9-30-5-1)		-	-	-	1
	Operating Vehicle Intoxicated-Endanger (9-30-5-2)		-	-	-	2
	Poss. of Marijuana, Hash Oil, or Hashish (35-48-4-11)		-	1	1	2
	Possession - Syringe/Needle (16-42-19-18)		-	-	-	1
	Possession of Cocaine or Narcotic Drug (35-48-4-6)		-	-	1	2
	Possession of Controlled Substance (35-48-4-7)		-	1	1	4
	Possession of Meth(35-48-4-6.1)		-	-	1	5
	Possession of Precursors (35-48-4-14.5)		-	-	1	-
	Residential Entry (35-43-2-1.5)		-	-	-	1
	Resisting Law Enforcement (35-44-3-3)		-	-	-	3
	Sexual Battery (35-42-4-8)		-	-	-	2
	Strangulation (35-42-2-9)		-	-	-	1
	Theft, Receiving Stolen Property (35-43-4-2)		1	1	5	13
	Vicarious Sexual Gratification (35-42-4-5)		-	-	-	1
D Felony Total			2	6	13	81

Felony Level	Primary Offense	Secondary Offense	Sep-20		This Calendar Year	
			SEX		SEX	
			F	M	F	M
Level 1 Felony	Aggravated Battery (35-42-2-1.5)		-	-	2	1
	Aiding, Inducing or Causing an Offense (35-41-2-4)	Murder (35-42-1-1)	-	-	-	1
	Attempted Murder (35-42-1-1(1))		-	1	-	2
	Attempt to Commit a Felony (35-41-5-1)	Murder (35-42-1-1)	1	-	1	18
	Burglary (35-43-2-1)		-	-	-	4
	Child Molesting (35-42-4-3)		-	7	2	42
	Conspiracy (35-41-5-2)	Child Molesting (35-42-4-3)	1	-	1	-
	Criminal Gang Enhancement (35-50-2-15)		-	-	-	1
	Firearm Enhancement (35-50-2-11)		-	-	1	1
	Neglect of a Dependent/Death (35-46-1-4)		-	-	10	3
	Rape (35-42-4-1)		-	-	-	3
Level 1 Felony Total			2	8	17	76

Felony Level	Primary Offense	Secondary Offense	Sep-20		This Calendar Year	
			SEX		SEX	
			F	M	F	M
Level 2 Felony	Aiding, Inducing or Causing an Offense (35-41-2-4)	Dealing Methamphetamine (35-48-4-1.1)	-	-	-	1
	Attempt to Commit a Felony (35-41-5-1)	Burglary (35-43-2-1)	-	-	-	1
	Burglary (35-43-2-1)		-	1	1	14
	Conspiracy (35-41-5-2)	Burglary (35-43-2-1)	-	-	-	1
		Dealing Methamphetamine (35-48-4-1.1)	-	-	1	1
		Robbery (35-42-5-1)	-	-	-	1
	Criminal Confinement (35-42-3-3)		-	-	-	3
	Dealing Cocaine or Narcotic Drug (35-48-4-1)		1	4	5	49
	Dealing Methamphetamine (35-48-4-1.1)		6	18	29	150
	Dealing Sched I, II, or III Contrld Sub (35-48-4-2)		-	-	1	1
	Fire Arm Enhancement (35-50-2-11)		-	-	-	1
	Kidnapping (35-42-3-2)		-	-	-	3
	Manufacturing Methamphetamine (35-42-4-5)		-	1	-	1
	Robbery (35-42-5-1)		-	-	1	8
	Voluntary Manslaughter (35-42-1-3)		-	2	1	10
Level 2 Felony Total			7	26	39	245

Felony Level	Primary Offense	Secondary Offense	Sep-20		This Calendar Year	
			SEX		SEX	
			F	M	F	M
Level 3 Felony	Accident/Failure to Stop-Serious Inj/Death (9-26-1-1.1)		-	-	2	1
	Aggravated Battery (35-42-2-1.5)		-	4	1	46
	Aiding, Inducing or Causing an Offense (35-41-2-4)	Child Molesting (35-42-4-3)	-	-	1	-
		Dealing Methamphetamine (35-48-4-1.1)	-	-	2	-
		Robbery (35-42-5-1)	-	-	-	1
	Arson (35-43-1-1)		-	-	-	1
	Attempt to Commit a Felony (35-41-5-1)	Rape (35-42-4-1)	-	-	-	2
		Robbery (35-42-5-1)	-	1	1	4
	Battery (35-42-2-1)		1	-	2	2
	Burglary (35-43-2-1)		-	-	-	11
	Child Molesting (35-42-4-3)		-	1	-	22
	Conspiracy (35-41-5-2)	Aggravated Battery (35-42-2-1.5)	-	-	1	-
		Dealing Cocaine or Narcotic Drug (35-48-4-1)	-	-	1	-
		Robbery (35-42-5-1)	-	-	-	1
	Criminal Confinement (35-42-3-3)		1	2	5	42
	Dealing Cocaine or Narcotic Drug (35-48-4-1)		-	4	7	43
	Dealing Methamphetamine (35-48-4-1.1)		3	7	21	76
	Dealing Sched I, II, or III Contrld Sub (35-48-4-2)		1	1	4	8
	Feticide (35-42-1-6)		-	-	-	1

Felony Level	Primary Offense	Secondary Offense	Sep-20		This Calendar Year	
			SEX		SEX	
			F	M	F	M
Level 3 Felony (Cont'd)	Kidnapping (35-42-3-2)		-	1	1	9
	Neglect of a Dependent/Death (35-46-1-4)		1	1	4	10
	Possession of Cocaine or Narcotic Drug (35-48-4-6)		-	2	2	13
	Possession of Meth (35-48-4-6.1)		1	2	8	39
	Promotion of Child Sex. Trafficking (3542-3.5-1.2)		-	-	1	-
	Rape (35-42-4-1)		-	1	-	17
	Resisting Law Enforcement (35-44.1-3-1)		-	-	-	1
	Robbery (35-42-5-1)		4	29	16	205
Level 3 Felony Total			12	56	80	555

Felony Level	Primary Offense	Secondary Offense	Sep-20		This Calendar Year	
			SEX		SEX	
			F	M	F	M
Level 4 Felony	Aiding, Inducing or Causing an Offense (35-41-2-4)	Burglary (35-43-2-1)	-	-	1	1
		Dealing Methamphetamine (35-48-4-1.1)	-	-	1	2
	Arson (35-43-1-1)		-	1	3	18
	Attempt to Commit a Felony (35-41-5-1)	Burglary (35-43-2-1)	-	-	-	3
		Escape (35-44.1-3-4)	-	-	-	1
		Robbery (35-42-5-1)	-	-	-	1
		Sexual Misconduct with a Minor (35-42-4-9)	-	-	-	1
	Battery (35-42-2-1)		-	-	-	1
	Burglary (35-43-2-1)		5	21	35	182
	Child Exploitation (35-42-4-4)		1	1	2	8
	Child Molestation (35-42-4-3)		-	6	2	104
	Child Solicitation (35-42-4-6)		-	1	-	11
	Conspiracy (35-41-5-2)	Arson (35-43-1-1)	-	-	1	-
		Dealing Methamphetamine (35-48-4-1.1)	-	-	-	2
	Criminal Confinement (35-42-3-3)		-	-	-	2
	Dealing Cocaine or Narcotic Drug (35-48-4-1)		3	8	14	56
	Dealing Methamphetamine (35-48-4-1.1)		3	15	57	131
	Dealing Sched 5 Substance (35-48-4-4)		-	2	-	3
	Dealing Sched I, II, or III Contrld Sub (35-48-4-2)		1	-	4	3
	Dealing Sched IV Controlled Substance (35-48-4-3)		-	-	-	2
	Escape 35-44.1-3-4		-	-	-	2
	Felon in Possession of a Firearm (35-47-4-5)		1	21	1	193
	Incest (35-46-1-3)		-	-	-	3
	Kidnapping(35-42-3-2)		-	-	-	1
	Manufacturing Meth (35-48-4-1.2)		-	2	1	6
	Operating Vehicle Intoxicated/Death (9-30-5-5)		-	1	1	11
	Possession of Cocaine or Narcotic Drug (35-48-4-6)		-	1	2	16
	Possession of Dangerous Device (35-44.1-3-7)		-	-	-	2
	Possession of Meth (35-48-4-6.1)		1	5	22	73
	Promoting Prostitution, under 18 (35-45-4-4)		1	-	1	-
	Sexual Misconduct with a Minor (35-42-4-9)		-	3	1	27
	Stalking (35-45-10-5)		-	-	-	2
	Vicarious Sexual Gratification (35-42-4-5)		-	-	-	2
Level 4 Felony Total			16	88	149	870

Felony Level	Primary Offense	Secondary Offense	Sep-20		This Calendar Year	
			SEX		SEX	
			F	M	F	M
Level 5 Felony	Aiding, Inducing or Causing an Offense (35-41-2-4)	Dealing Cocaine or Narcotic Drug (35-48-4-1)	-	-	1	-
		Dealing in Methamphetamine (35-48-4-1.1)	-	-	1	-
		Fraud on Financial Institution (35-43-5-8)	-	-	-	1
		Robbery (35-42-5-1)	-	-	-	1
	Assisting a Criminal (35-44.1-2-5)		-	2	2	4
	Attempt to Commit a Felony (35-41-5-1)	Att. to Commit a Crime by Committing (35-41-5-1)	-	-	1	-
		Battery (35-42-2-1)	-	-	1	-
		Burglary (35-43-2-1)	-	1	-	1
		Dealing in Methamphetamine (35-48-4-1.1)	-	-	-	1
		Escape (35-44.1-3-4)	-	-	-	2
		Opeh Veh Intox Resulting Death of an Animal (9-30-5-5)	-	-	-	1
		Robbery (35-42-5-1)	-	-	1	3
		Trafficking with an Inmate (35-44.1-3-5)	-	-	-	1
	Auto Theft, Receiving Stolen Parts (35-43-4-2.5)		-	1	-	9
	Battery (35-42-2-1)		1	18	26	196
	Burglary (35-43-2-1)		1	17	21	207
	Child Exploitation (35-42-4-4)		-	-	-	25
	Child Pornography (35-42-4-4(C))		1	-	1	4
	Child Possession of a Firearm (35-47-10-5)		-	-	-	7
	Child Seduction (35-42-4-7)		-	-	-	4
	Child Solicitation (35-42-4-6)		-	2	-	18
	Conspiracy (35-41-5-2)	Burglary (35-43-2-1)	-	-	-	1
		Fraud on Financial Institution (35-43-5-8)	-	-	-	1
		Providing Gun to Ineligible Pers (35-47-2.5-16)	-	-	-	1
		Trafficking with an Inmate (35-44.1-3-5)	-	-	-	1
	Contrib. to the Delinquency of a Minor(35-46-1-8)		-	-	1	-
	Conversion (35-43-4-3)		-	-	1	2
	Corrupt Business Influence (35-45-6-2)		1	-	7	5
	Criminal Confinement (35-42-3-3)		-	6	-	44
	Criminal Recklessness (35-42-2-2)		-	1	1	28
	Dealing Cocaine or Narcotic Drug (35-48-4-1)		1	5	19	64
	Dealing Marijuana, Hash Oil, or Hashish (35-48-4-10)		-	2	-	8
	Dealing Methamphetamine (35-48-4-1.1)		3	22	27	136
	Dealing Sched I, II, or III Contrld Sub (35-48-4-2)		1	-	7	4

Felony Level	Primary Offense	Secondary Offense	Sep-20		This Calendar Year	
			SEX		SEX	
			F	M	F	M
Level 5 Felony (Cont'd)	Dealing Sched IV Cntrl Sub (35-48-4-3)		-	-	-	1
	Dealing in Methamphetamine (35-48-4-1.1)		2	7	29	76
	Dealing/Poss. Look-Alike Subs (35-48-4-4.6)		-	1	2	6
	Disarm/Attempt to Disarm an Officer (35-44.1-3-2)		-	1	1	4
	Domestic Battery (35-42-2-1.3)		2	16	16	126
	Escape (35-44.1-3-4)		2	4	13	35
	Fail to Stop Acc Death (9-26-1-1.1)		-	-	3	5
	Failure to Register as a Sex Offender (11-8-8-17)		-	7	1	64
	Firearm w/in One Mile of School (35-47-2-1)		1	25	12	197
	Fraud on Financial Institution (35-43-5-8)		2	1	7	18
	Incest (35-46-1-3)		-	-	-	3
	Interference w/ Medical Services (35-45-21-5)		-	-	1	-
	Intimidation (35-45-2-1)		1	7	10	73
	Involuntary Manslaughter (35-42-1-4)		-	-	-	2
	Kidnapping (35-42-3-2)		-	1	-	7
	Neglect of a Dependent/Death (35-46-1-4)		2	-	18	8
	Non-Support of Dependent Child (35-46-1-5)		-	-	-	7
	Obliterating Handgun I.D. (35-47-2-18)		-	5	-	13
	Obstruction of Justice (35-44.1-2-2)		-	2	-	6
	Oper Veh Aft Life Susp (9-30-10-17)		1	11	9	101
	Operating Veh while Intoxicated (9-30-5-2)		-	-	2	6
	Operating Vehicle Intoxicated/Death (9-30-5-5)		-	-	2	3
	Operating Vehicle Intoxicated/Injury (9-30-5-4)		1	-	5	2
	Possession of Cocaine or Narcotic Drug 35-48-4-6		1	10	11	72
	Possession of Dangerous Device (35-44.1-3-7)		-	-	-	4
	Possession of Syringes or Needles (16-42-19-18)		-	-	-	1
	Pred Job Near Child (35-42-7-10)		-	-	-	1
	Promoting Prostitution (35-45-4-4)		-	-	-	1
	Prov Gun to Inel Per (35-47-2.5-16)		-	-	-	1
	Reckless Driving in a Workzone w/ Workers (9-21-8-56)		-	-	-	1
	Reckless Homicide (35-42-1-5)		-	2	1	12
	Resisting Law Enforcement (35-44.1-3-1)		-	3	-	6
	Robbery (35-42-5-1)		1	5	10	84
	Sexual Misconduct with a Minor (35-42-4-9)		1	2	2	24
	Stalking (35-45-10-5)		-	1	-	21
	Strangulation (35-42-2-9)		-	-	-	3
	Theft, Receiving Stolen Property (35-43-4-2)		-	7	2	32
	Trafficking with an Inmate (35-44.1-3-5)		2	2	6	11
Level 5 Felony Total			28	197	281	1817

Felony Level	Primary Offense	Secondary Offense	Sep-20		This Calendar Year	
			SEX		SEX	
			F	M	F	M
Level 6 Felony	Aiding in Manufacture of Sch II Cont Subst (35-48-4-2)		-	-	1	2
	Arson (35-43-1-1)		-	1	-	2
	Assisting a Criminal (35-44.1-2-5)		-	-	-	1
	Attempt to Commit a Felony (35-41-5-1)	Auto Theft, Receiving Stolen Parts (35-43-4-2.5)	-	-	-	1
		Check Fraud (35-43-5-12)	-	-	-	1
		Committing Mischief (35-43-1-2)	-	-	1	-
		Insurance Fraud (35-43-5-4.5)	-	-	1	-
		Strangulation (35-42-2-9)	-	-	-	1
		Theft, Receiving Stolen Property (35-43-4-2)	-	-	1	-
	Auto Theft, Receiving Stolen Parts (35-43-4-2.5)		-	3	7	25
	Battery 35-42-2-1		-	4	7	51
	Check Deception (35-43-5-5)		-	-	-	1
	Check Fraud (35-43-5-12)		-	-	1	7
	Child Exploitation (35-42-4-4)		-	-	1	2
	Child Seduction (35-42-4-7)		-	-	-	2
	Conspiracy (35-41-5-2)	Auto Theft, Receiving Stolen Parts (35-43-4-2.5)	-	-	-	2
		Theft, Receiving Stolen Property (35-43-4-2)	-	-	-	1
	Controlled Substance Registration (35-48-4-14)		-	-	-	1
	Conversion (35-43-4-3)		-	-	-	1
	Criminal Confinement (35-42-3-3)		-	2	-	19
	Criminal Confinement (35-42-3-3)		1	12	4	80
	Criminal Gang Activity (35-45-9-3)		-	-	-	1
	Criminal Mischief (35-43-1-2)		-	-	-	1
	Criminal Recklessness (35-42-2-2)		3	3	6	19
	Criminal Trespass (35-43-2-2)		-	-	-	2
	Cruelty to Animals (35-46-3-12)		-	-	1	1
	Dealing Fake Controlled Substances (35-48-4-4.6)		-	1	-	1
	Dealing Marijuana, Hash Oil, or Hashish (35-48-4-10)		-	-	3	10
	Dealing Sched IV Cntrl Sub (35-48-4-3)		-	1	-	2
	Dealing Subs. Represent as Cntrl Subs. (35-48-4-4.5)		-	-	2	2
	Dealing/Poss. Look-Alike Subs (35-48-4-10.5)		-	1	1	1
	Dealing/Poss. Look-Alike Subs (35-48-4-11.5)		-	-	-	4
	Dissemination of Matter Harmful to Minor (35-49-3-3)		-	-	-	4
	Escape 35-44.1-3-4		3	8	35	124
	Fail to Reg Sex Off (11-8-8-17)		1	-	2	7
	Failure to Appear (35-44.1-2-9)		-	1	3	9
	False Reporting(35-44.1-2-3)		-	-	-	2
	Forgery, Counterfeiting, Application Fraud (35-43-5-2)		-	3	7	22
	Habitual Offender (35-50-2-8)		-	-	-	1
	Identity Deception (35-43-5-3.5)		-	-	5	5
	Impersonation of a Public Servant (35-44-2-3)		-	-	-	1
	Insurance Fraud (35-43-5-4.5)		-	2	5	9
	Intent to make a false statement (35-47-2.5-12)		-	-	-	1
	Intimidation (35-45-2-1)		-	6	4	36
	Invasion of Privacy (35-46-1-15.1)		-	4	2	32
	Leaving the Scene of an Accident(9-26-1-1.1)		-	-	1	2
	Maintain Common Nuisance (35-45-2-1(e))		2	-	12	24

Level 6 Felony (Cont'd)					
Maintaining Common Nuisance (35-48-4-13)	-	-	1	4	
Moving Body from Scene of Death (36-2-14-17)	-	-	-	1	
Neglect of a Dependent/Death (35-46-1-4)	2	3	15	20	
Non-Support of Dependent Child (35-46-1-5)	-	-	-	10	
Obstruction of Justice (35-44.1-2-2)	-	1	2	12	
Official Misconduct (35-44.1-1-1)	-	1	-	1	
Oper Vehicle-Intox-Prev Conv (9-30-5-3)	-	-	2	17	
Operating Vehicle Intoxicated-Contrlld Sub (9-30-5-1)	-	-	1	8	
					Habitual Offender Controlled Substance (35-50-2-10)
Operating Vehicle Intoxicated-Endanger (9-30-5-2)	1	12	6	30	
					Habitual Offender Controlled Substance (35-50-2-10)
Operating Vehicle Intoxicated/Injury (9-30-5-4)	-	-	-	2	
Operating Vehicle-Habitual Violation (9-30-10-16)	-	2	1	22	
Pointing a Firearm (35-47-4-3)	-	-	-	11	
Poss Precursors (35-48-4-14.5)	-	-	-	1	
Possession Sched IV Contrld Sub w/in 1,000 ft (35-48-4-7)	-	-	1	10	
Possession of Child Pornography (35-42-4-4(C))	-	-	-	5	
Possession of Cocaine or Narcotic Drug (35-48-4-6)	-	12	24	83	
Possession of Marijuana (35-48-4-11)	-	-	1	2	
Possession of Meth (35-48-4-6.1)	-	-	1	-	
Possession of Meth(35-48-4-6.1)	8	13	75	219	
Possession of Syringes or Needles (16-42-19-18)	1	11	40	100	
Possession or Use of Legend Drug (16-42-19-13)	1	1	10	8	
Residential Entry (35-43-2-1.5)	1	4	5	28	
Resisting Law Enforce (35-44.1-3-1)	3	16	13	132	
Sale of Legend Drug (35-42-19-11)	-	1	-	1	
Sexual Battery (35-42-4-8)	-	-	-	13	
Sexual Misconduct with a Minor (35-42-4-9)	-	-	-	1	
Stalking (35-45-10-5)	-	-	-	2	
Strangulation (35-42-2-9)	-	2	-	40	
Synthetic ID Deception (35-43-5-3.8)	-	-	3	5	
Theft, Receiving Stolen Property (35-43-4-2)	5	27	52	212	
Unlawful Use of Body Armor (35-47-5-13)	-	-	-	1	
Voyeurism (35-45-4-5)	-	-	-	3	
Welfare Fraud (35-43-5-7)	-	-	1	-	
Level 6 Felony Total	35	160	371	1532	

Felony Level	Primary Offense	Secondary Offense	Sep-20		This Calendar Year	
			SEX		SEX	
			F	M	F	M
Murder	Murder (35-42-1-1)		-	1	5	49
Murder Total			0	1	5	49

Felony Level	Primary Offense	Secondary Offense	Sep-20		This Calendar Year	
			SEX		SEX	
			F	M	F	M
Habitual Offender	HO01		-	-	-	1
	Habitual Offender (35-50-2-8)		-	4	4	36
	Habitual Offender Controlled Substance (35-50-2-10)		-	-	1	3
	Repeat Sexual Offender Enhancement 35-50-2-14		-	-	-	1
Habitual Offender Total			0	4	5	41

Grand Total	Sep-20		This Calendar Year	
	SEX		SEX	
	F	M	F	M
	108	577	1018	5607

Note: Offense data may not be available for all offenders at the time this table was prepared. Only new commitments and probation violations are reported on this table. Parole and Community Transition Program violators are excluded on this table. Source: SAS - all.citations_mso.pgm

Indiana Department of Correction
Table 12
Number of New Admissions by Most Serious Offense
Committed to the Indiana Department of Correction

September 2020

Felony Level	Primary Offense	Secondary Offense	Sep-20		This Calendar Year	
			SEX		SEX	
			F	M	F	M
Level A Felony	Arson (35-43-1-1)		-	-	-	1
	Burglary (35-43-2-1)		-	1	-	3
	Child Molesting (35-42-4-3)		-	1	-	7
	Dealing Cocaine or Narcotic Drug (35-48-4-1)		-	1	5	13
	Dealing Methamphetamine (35-48-4-1.1)		-	-	2	2
	Dealing Sched I, II, or III Cntrld Sub (35-48-4-2)		-	-	-	1
	Rape (35-42-4-1)		-	-	-	1
	Robbery (35-42-5-1)		-	-	-	4
Level A Felony			0	3	7	32

Felony Level	Primary Offense	Secondary Offense	Sep-20		This Calendar Year	
			SEX		SEX	
			F	M	F	M
Level B Felony	Aggravated Battery (35-42-2-1.5)		-	-	-	6
	Arson (35-43-1-1)		-	-	-	1
	Battery (35-42-2-1)		-	-	-	2
	Burglary (35-43-2-1)		-	4	2	42
	Carjacking (35-42-5-2)		-	-	-	1
	Child Molesting (35-42-4-3)		-	-	-	2
	Criminal Confinement (35-42-3-3)		-	-	-	1
	Dealing Cocaine or Narcotic Drug (35-48-4-1)		-	2	4	27
	Dealing Methamphetamine (35-48-4-1.1)		2	4	9	25
	Dealing Sched I, II, or III Cntrld Sub (35-48-4-2)		1	1	5	6
	Felon in Possession of a Firearm (35-47-4-5)		-	-	-	8
	Neglect of a Dependent (35-46-1-4)		-	-	3	-
	Possession Methamphetamine (35-48-4-6.1)		-	-	-	3
	Possession of Cocaine or Narcotic Drug (35-48-4-6)		-	1	-	2
	Rape (35-42-4-1)		-	-	-	1
	Robbery (35-42-5-1)		-	3	-	21
	Sexual Misconduct with a Minor (35-42-4-9)		-	-	1	4
Level B Felony Total			3	15	24	152

Felony Level	Primary Offense	Secondary Offense	Sep-20		This Calendar Year	
			SEX		SEX	
			F	M	F	M
Level C Felony	Assisting a Criminal (35-44-3-2)		-	-	-	1
	Auto Theft, Receiving Stolen Parts (35-43-4-2.5)		-	-	-	1
	Battery (35-42-2-1)		-	-	-	5
	Burglary (35-43-2-1)		1	-	2	9
	Check Fraud (35-43-5-12)		-	-	1	-
	Child Molesting (35-42-4-3)		-	-	1	4
	Contribute to Delinquency (35-46-1-8)		-	-	-	1
	Controlled Substance Registration (35-48-4-14)		1	-	1	-
	Corrupt Business Influence (35-45-6-2)		-	-	-	1
	Criminal Confinement (35-42-3-3)		-	1	-	1
	Felon in Possession of a Firearm (35-47-4-5)		-	-	-	1
	Firearm w/in One Mile of School (35-47-2-1)		-	-	-	2
	Forgery (35-43-5-2)		-	-	4	3
	Fraud on Financial Institution (35-43-5-8)		-	-	1	-
	Intimidation (35-45-2-1)		-	-	-	1
	Non-Support of Dependent Child (35-46-1-5)		-	-	-	12
	Operating Vehicle Intoxicated/Death (9-30-5-5)		-	1	-	1
	Operating Vehicle w/Lifetime Suspension (9-30-10-17)		-	-	-	5
	Possession Methamphetamine (35-48-4-6.1)		-	1	-	2
	Possession of Cocaine or Narcotic Drug (35-48-4-6)		-	-	-	2
	Reckless Homicide (35-42-1-5)		-	-	-	1
	Robbery (35-42-5-1)		-	-	1	6
	Sexual Misconduct with a Minor (35-42-4-9)		-	1	-	2
Welfare Fraud (35-43-5-7)		-	-	1	-	
Level C Felony Total			2	4	12	61

Felony Level	Primary Offense	Secondary Offense	Sep-20		This Calendar Year	
			SEX		SEX	
			F	M	F	M
Level D Felony	Auto Theft, Receiving Stolen Parts (35-43-4-2.5)		-	-	-	2
	Criminal Confinement (35-42-3-3)		-	-	-	1
	Criminal Recklessness (35-42-2-2)		-	-	-	1
	Dealing Marijuana, Hash Oil, or Hashish (35-48-4-10)		-	-	-	1
	Domestic Battery (35-42-2-1.3)		-	-	-	1
	Driving While Suspended/Oper Veh HTV (9-30-10-16)		-	-	-	1
	Failure to Return to Lawful Detention (35-44-3-5)		-	1	-	2
	Neglect of a Dependent (35-46-1-4)		-	-	-	1
	Non-Support of a Child (35-46-1-5)		-	1	-	8
	Operating Vehicle Intox-Prior (9-30-5-3)		-	-	1	3
	Operating Vehicle Intoxicated-Contrld Sub (9-30-5-1)		-	-	-	1
	Operating Vehicle Intoxicated-Endanger (9-30-5-2)		-	-	-	2
	Poss. of Marijuana, Hash Oil, or Hashish (35-48-4-11)		-	1	-	1
	Possession - Syringe/Needle (16-42-19-18)		-	-	-	1
	Possession of Cocaine or Narcotic Drug (35-48-4-6)		-	-	1	1

Felony Level	Primary Offense	Secondary Offense	Sep-20		This Calendar Year	
			SEX		SEX	
			F	M	F	M
Level D Felony (cont'd)	Possession of Controlled Substance (35-48-4-7)		-	1	1	1
	Possession of Meth(35-48-4-6.1)		-	-	-	1
	Residential Entry (35-43-2-1.5)		-	-	-	1
	Sexual Battery (35-42-4-8)		-	-	-	1
	Theft, Receiving Stolen Property (35-43-4-2)		-	1	3	4
Level D Felony Total			0	5	6	35

Felony Level	Primary Offense	Secondary Offense	Sep-20		This Calendar Year	
			SEX		SEX	
			F	M	F	M
Level 1 Felony	Aggravated Battery (35-42-2-1.5)		-	-	2	1
	Attempted Murder (35-42-1-1(1))		-	1	-	2
	Attempt to Commit a Felony (35-41-5-1)	Murder (35-42-1-1)	1	-	1	8
	Burglary (35-43-2-1)		-	-	-	4
	Child Molesting (35-42-4-3)		-	7	1	31
	Conspiracy (35-41-5-2)	Child Molesting (35-42-4-3)	1	-	1	-
	Criminal Gang Enhancement (35-50-2-15)		-	-	-	1
	Firearm Enhancement (35-50-2-11)		-	-	-	1
	Neglect of a Dependent/Death (35-46-1-4)		-	-	8	3
	Rape (35-42-4-1)		-	-	-	3
Level 1 Felony Total			2	8	13	54

Felony Level	Primary Offense	Secondary Offense	Sep-20		This Calendar Year	
			SEX		SEX	
			F	M	F	M
Level 2 Felony	Aiding, Inducing or Causing an Offense (35-41-2-4)	Dealing Methamphetamine (35-48-4-1.1)	-	-	-	1
	Burglary (35-43-2-1)		-	1	1	13
	Conspiracy (35-41-5-2)	Burglary (35-43-2-1)	-	-	-	1
		Dealing Methamphetamine (35-48-4-1.1)	-	-	1	1

Felony Level	Primary Offense	Secondary Offense	Sep-20		This Calendar Year	
			SEX		SEX	
			F	M	F	M
Level 2 Felony (cont'd)	Criminal Confinement (35-42-3-3)	Robbery (35-42-5-1)	-	-	-	1
	Dealing Cocaine or Narcotic Drug (35-48-4-1)		-	-	-	3
	Dealing Methamphetamine (35-48-4-1.1)		1	4	5	41
	Dealing Sched I, II, or III Contrld Sub (35-48-4-2)		6	17	28	137
	Kidnapping (35-42-3-2)		-	-	1	1
	Manufacturing Methamphetamine (35-42-4-5)		-	1	-	1
	Robbery (35-42-5-1)		-	-	1	3
	Voluntary Manslaughter (35-42-1-3)		-	1	1	7
Level 2 Felony Total			7	24	38	211

Felony Level	Primary Offense	Secondary Offense	Sep-20		This Calendar Year		
			SEX		SEX		
			F	M	F	M	
Level 3 Felony	Accident/Failure to Stop-Serious Inj/Death (9-26-1-1.1)		-	-	2	1	
	Aggravated Battery (35-42-2-1.5)		-	4	1	36	
	Aiding, Inducing or Causing an Offense (35-41-2-4)	Child Molesting (35-42-4-3)	-	-	1	-	
		Dealing Methamphetamine (35-48-4-1.1)	-	-	2	-	
		Robbery (35-42-5-1)	-	-	-	1	
	Arson (35-43-1-1)		-	-	-	1	
	Attempt to Commit a Felony (35-41-5-1)	Rape (35-42-4-1)	-	-	-	2	
		Robbery (35-42-5-1)	-	1	1	3	
	Battery (35-42-2-1)		-	-	1	2	
	Burglary (35-43-2-1)		-	-	-	10	
	Child Molesting (35-42-4-3)		-	1	-	20	
	Conspiracy (35-41-5-2)	Aggravated Battery (35-42-2-1.5)	-	-	1	-	
		Dealing Cocaine or Narcotic Drug (35-48-4-1)	-	-	1	-	
	Criminal Confinement (35-42-3-3)		1	2	5	19	
	Dealing Cocaine or Narcotic Drug (35-48-4-1)		-	4	7	37	
	Dealing Methamphetamine (35-48-4-1.1)		3	7	20	71	
	Dealing Sched I, II, or III Contrld Sub (35-48-4-2)		1	1	4	8	
	Kidnapping (35-42-3-2)		-	1	1	4	
	Neglect of a Dependent/Death (35-46-1-4)		1	1	4	7	
	Possession of Cocaine or Narcotic Drug (35-48-4-6)		-	2	2	11	
	Possession of Meth (35-48-4-6.1)		1	-	8	33	
	Promotion of Child Sex. Trafficking (3542-3.5-1.2)		-	-	1	-	
	Rape (35-42-4-1)		-	1	-	14	
	Resisting Law Enforcement (35-44.1-3-1)		-	-	-	1	
	Robbery (35-42-5-1)		3	21	14	156	
	Level 3 Felony Total			10	46	76	437

Felon Level	Primary Offense	Secondary Offense	Sep-20		This Calendar Year		
			SEX		SEX		
			F	M	F	M	
Level 4 Felony	Aiding, Inducing or Causing an Offense (35-41-2-4)	Burglary (35-43-2-1)	-	-	1	1	
		Dealing Methamphetamine (35-48-4-1.1)	-	-	1	1	
		Arson (35-43-1-1)	-	1	3	14	
	Attempt to Commit a Felony (35-41-5-1)	Burglary (35-43-2-1)	-	-	-	2	
		Escape (35-44.1-3-4)	-	-	-	1	
		Robbery (35-42-5-1)	-	-	-	1	
	Burglary (35-43-2-1)	Sexual Misconduct with a Minor (35-42-4-9)	-	-	-	1	
		Burglary (35-43-2-1)	5	14	32	136	
		Child Exploitation (35-42-4-4)	-	1	-	4	
	Child Molesting (35-42-4-3)	-	4	1	71		
	Child Solicitation (35-42-4-6)	-	1	-	10		
	Conspiracy (35-41-5-2)	Arson (35-43-1-1)	-	-	1	-	
		Dealing Methamphetamine (35-48-4-1.1)	-	-	-	1	
		Criminal Confinement (35-42-3-3)	-	-	-	2	
	Dealing Cocaine or Narcotic Drug (35-48-4-1)	3	7	9	38		
	Dealing Methamphetamine (35-48-4-1.1)	3	9	46	104		
	Dealing Sched 5 Substance (35-48-4-4)	-	2	-	3		
	Dealing Sched I, II, or III Contrid Sub (35-48-4-2)	1	-	3	3		
	Dealing Sched IV Controlled Substance (35-48-4-3)	-	-	-	2		
	Escape 35-44.1-3-4	-	-	-	2		
	Felon in Possession of a Firearm (35-47-4-5)	-	13	-	134		
	Incest (35-46-1-3)	-	-	-	1		
	Kidnapping(35-42-3-2)	-	-	-	1		
	Manufacturing Meth (35-48-4-1.2)	-	2	1	6		
	Operating Vehicle Intoxicated/Death (9-30-5-5)	-	1	1	9		
	Possession of Cocaine or Narcotic Drug (35-48-4-6)	-	-	1	10		
	Possession of Dangerous Device (35-44.1-3-7)	-	-	-	1		
	Possession of Meth (35-48-4-6.1)	1	3	22	64		
	Promoting Prostitution, under 18 (35-45-4-4)	1	-	1	-		
	Sexual Misconduct with a Minor (35-42-4-9)	-	3	1	25		
	Stalking (35-45-10-5)	-	-	-	2		
	Level 4 Felony Total			14	61	124	650

Felon Level	Primary Offense	Secondary Offense	Sep-20		This Calendar Year	
			SEX		SEX	
			F	M	F	M
Level 5 Felony	Aiding, Inducing or Causing an Offense (35-41-2-4)	Dealing Cocaine or Narcotic Drug (35-48-4-1)	-	-	1	-
		Dealing in Methamphetamine (35-48-4-1.1)	-	-	1	-
		Fraud on Financial Institution (35-43-5-8)	-	-	-	1
	Assisting a Criminal (35-44.1-2-5)	Robbery (35-42-5-1)	-	-	-	1
		Assisting a Criminal (35-44.1-2-5)	-	2	1	3
		Attempt to Commit a Felony (35-41-5-1)	-	-	1	-
	Attempt to Commit a Felony (35-41-5-1)	Battery (35-42-2-1)	-	-	1	-
		Burglary (35-43-2-1)	-	1	-	1
		Dealing in Methamphetamine (35-48-4-1.1)	-	-	-	1
	Auto Theft, Receiving Stolen Parts (35-43-4-2.5)	Escape (35-44.1-3-4)	-	-	-	2
		Robbery (35-42-5-1)	-	-	1	2
		Trafficking with an Inmate (35-44.1-3-5)	-	-	-	1
	Battery (35-42-2-1)	Auto Theft, Receiving Stolen Parts (35-43-4-2.5)	-	1	-	8
		Battery (35-42-2-1)	-	11	19	144
		Burglary (35-43-2-1)	1	16	20	156
	Child Exploitation (35-42-4-4)	-	-	-	15	
	Child Pornography (35-42-4-4(C))	-	-	-	1	
	Child Possession of a Firearm (35-47-10-5)	-	-	-	6	
	Child Seduction (35-42-4-7)	-	-	-	1	
	Child Solicitation (35-42-4-6)	-	1	-	15	
	Conspiracy (35-41-5-2)	Fraud on Financial Institution (35-43-5-8)	-	-	-	1
		Providing Gun to Inelig Pers (35-47-2.5-16)	-	-	-	1
		Trafficking with an Inmate (35-44.1-3-5)	-	-	-	1
	Contrib. to the Delinquency of a Minor(35-46-1-8)	Contrib. to the Delinquency of a Minor(35-46-1-8)	-	-	1	-
		Conversion (35-43-4-3)	-	-	-	2
		Corrupt Business Influence (35-45-6-2)	1	-	6	2
	Criminal Confinement (35-42-3-3)	-	5	-	37	
	Criminal Recklessness (35-42-2-2)	-	-	1	19	

Felony Level	Primary Offense	Secondary Offense	Sep-20		This Calendar Year	
			SEX		SEX	
			F	M	F	M
Level 5 Felony (Cont'd)	Dealing Cocaine or Narcotic Drug (35-48-4-1)		1	3	11	47
	Dealing Marijuana, Hash Oil, or Hashish (35-48-4-10)		-	1	-	5
	Dealing Methamphetamine (35-48-4-1.1)		3	18	23	108
	Dealing Sched I, II, or III Cntrld Sub (35-48-4-2)		1	-	5	4
	Dealing in Methamphetamine (35-48-4-1.1)		1	7	23	66
	Dealing/Poss. Look-Alike Subs (35-48-4-4.6)		-	1	2	5
	Disarm/Attempt to Disarm an Officer (35-44.1-3-2)		-	-	1	3
	Domestic Battery (35-42-2-1.3)		2	14	15	118
	Escape (35-44.1-3-4)		2	4	8	26
	Fail to Stop Acc Death (9-26-1-1.1)		-	-	2	2
	Failure to Register as a Sex Offender (11-8-8-17)		-	7	1	57
	Firearm w/in One Mile of School (35-47-2-1)		-	20	11	155
	Fraud on Financial Institution (35-43-5-8)		2	1	6	14
	Incest (35-46-1-3)		-	-	-	2
	Interference w/ Medical Services (35-45-21-5)		-	-	1	-
	Intimidation (35-45-2-1)		1	3	9	39
	Involuntary Manslaughter (35-42-1-4)		-	-	-	2
	Kidnapping (35-42-3-2)		-	-	-	4
	Neglect of a Dependent/Death (35-46-1-4)		2	-	12	3
	Non-Support of Dependent Child (35-46-1-5)		-	-	-	6
	Obliterating Handgun L.D. (35-47-2-18)		-	3	-	11
	Obstruction of Justice (35-44.1-2-2)		-	1	-	4
	Oper Veh Aft Life Susp (9-30-10-17)		1	9	9	81
	Operating Veh while Intoxicated (9-30-5-2)		-	-	2	5
	Operating Vehicle Intoxicated/Death (9-30-5-5)		-	-	2	2
	Operating Vehicle Intoxicated/Injury (9-30-5-4)		1	-	4	2
	Possession of Cocaine or Narcotic Drug 35-48-4-6		-	5	7	48
	Possession of Dangerous Device (35-44.1-3-7)		-	-	-	3
	Pred Job Near Child (35-42-7-10)		-	-	-	1
	Promoting Prostitution (35-45-4-4)		-	-	-	1
	Reckless Driving in a Workzone w/ Workers (9-21-8-56)		-	-	-	1
	Reckless Homicide (35-42-1-5)		-	2	1	6
	Resisting Law Enforcement (35-44.1-3-1)		-	2	-	4
	Robbery (35-42-5-1)		1	2	10	62
	Sexual Misconduct with a Minor (35-42-4-9)		1	1	2	17
	Stalking (35-45-10-5)		-	-	-	15
	Strangulation (35-42-2-9)		-	-	-	1
	Theft, Receiving Stolen Property (35-43-4-2)		-	5	2	26
	Trafficking with an Inmate (35-44.1-3-5)		1	2	4	10
Level 5 Felony Total			22	148	226	1387

Felony Level	Primary Offense	Secondary Offense	Sep-20		This Calendar Year	
			SEX		SEX	
			F	M	F	M
Level 6 Felony	Aiding in Manufacture of Sch II Cont Subst (35-48-4-2)		-	-	-	1
	Assisting a Criminal (35-44.1-2-5)		-	-	-	1
	Attempt to Commit a Felony (35-41-5-1)	Committing Mischief (35-43-1-2)	-	-	1	-
		Theft, Receiving Stolen Property (35-43-4-2)	-	-	1	-
	Auto Theft, Receiving Stolen Parts (35-43-4-2.5)		-	1	3	4
	Battery 35-42-2-1		-	3	1	18
	Check Fraud (35-43-5-12)		-	-	-	2
	Controlled Substance Registration (35-48-4-14)		-	-	-	1
	Criminal Confinement (35-42-3-3)		-	-	-	3
	Criminal Confinement (35-42-3-3)		-	3	-	21
	Criminal Recklessness (35-42-2-2)		-	2	1	6
	Criminal Trespass (35-43-2-2)		-	-	-	1
	Dealing Fake Controlled Substances (35-48-4-4.6)		-	1	-	1
	Dealing Marijuana, Hash Oil, or Hashish (35-48-4-10)		-	-	-	1
	Dealing Subs. Represent as Cntrld Subs. (35-48-4-4.5)		-	-	-	1
	Dealing/Poss. Look-Alike Subs (35-48-4-11.5)		-	-	-	2
	Escape 35-44.1-3-4		1	1	14	33
	Fail to Reg Sex Off (11-8-8-17)		-	-	-	3
	Failure to Appear (35-44.1-2-9)		-	-	1	-
	False Reporting(35-44.1-2-3)		-	-	-	1
	Forgery, Counterfeiting, Application Fraud (35-43-5-2)		-	2	2	5
	Identity Deception (35-43-5-3.5)		-	-	1	4
	Insurance Fraud (35-43-5-4.5)		-	-	4	2
	Intimidation (35-45-2-1)		-	1	1	10
	Invasion of Privacy (35-46-1-15.1)		-	-	-	7
	Leaving the Scene of an Accident(9-26-1-1.1)		-	-	-	1
	Maintain Common Nuisance (35-45-2-1(c))		1	-	3	3
	Maintaining Common Nuisance (35-48-4-13)		-	-	-	1
	Neglect of a Dependent/Death (35-46-1-4)		-	-	1	5
	Non-Support of Dependent Child (35-46-1-5)		-	-	-	2
	Obstruction of Justice (35-44.1-2-2)		-	-	1	1
	Official Misconduct (35-44.1-1-1)		-	1	-	1
	Oper Vehicle-Intox-Prev Conv (9-30-5-3)		-	-	2	8
	Operating Vehicle Intoxicated-Contrlld Sub (9-30-5-1)		-	-	1	4
		Habitual Offender Controlled Substance (35-50-2-10)	-	-	-	1
	Operating Vehicle Intoxicated-Endanger (9-30-5-2)		1	3	3	12
		Habitual Offender Controlled Substance (35-50-2-10)	-	-	-	2
			-	1	-	7
	Operating Vehicle-Habitual Violation (9-30-10-16)		-	2	10	22
	Possession of Cocaine or Narcotic Drug (35-48-4-6)		-	-	1	-
	Possession of Meth (35-48-4-6.1)		-	-	-	-
	Possession of Meth(35-48-4-6.1)		3	7	31	95
	Possession of Syringes or Needles (16-42-19-18)		-	4	6	17
	Possession or Use of Legend Drug (16-42-19-13)		-	-	-	2
	Residential Entry (35-43-2-1.5)		1	-	3	10
	Resisting Law Enforc (35-44.1-3-1)		-	2	2	24
	Sexual Battery (35-42-4-8)		-	-	-	3

Felony Level	Primary Offense	Secondary Offense	Sep-20		This Calendar Year	
			SEX		SEX	
			F	M	F	M
Level 6 Felony (Cont'd)	Stalking (35-45-10-5)		-	-	-	1
	Strangulation (35-42-2-9)		-	-	-	7
	Synthetic ID Deception (35-43-5-3.8)		-	-	2	-
	Theft, Receiving Stolen Property (35-43-4-2)		2	5	19	62
	Unlawful Use of Body Armor (35-47-5-13)		-	-	-	1
	Welfare Fraud (35-43-5-7)		-	-	1	-
Level 6 Felony Total			9	39	116	420

Felony Level	Primary Offense	Secondary Offense	Sep-20		This Calendar Year	
			SEX		SEX	
			F	M	F	M
HO	Habitual Offender (35-50-2-8)		-	-	-	1
HO Total			0	0	0	1

Felony Level	Primary Offense	Secondary Offense	Sep-20		This Calendar Year	
			SEX		SEX	
			F	M	F	M
Murder	Murder (35-42-1-1)		-	1	5	46
Murder Total			0	1	5	46

			Sep-20		This Calendar Year	
			SEX		SEX	
			F	M	F	M
Grand Total			69	354	647	3486

Note: Offense data may not be available for all offenders at the time this table was prepared.
Only new commitments and probation violations are reported on this table.
Parole and Community Transition Program violators are excluded on this table.
Source: SAS - all.citations_mso.pgm

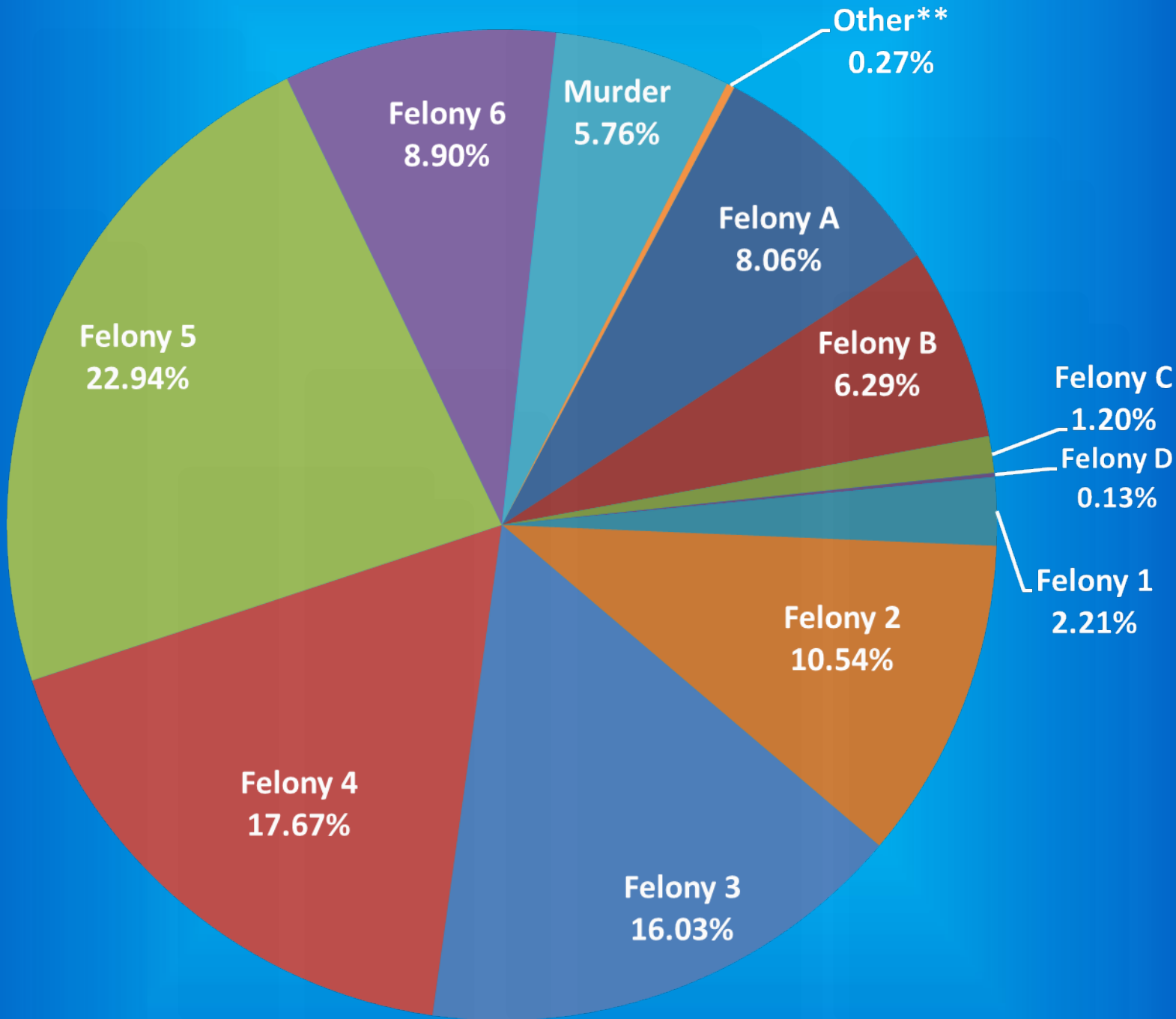
Indiana Department of Correction

Graph A

Female Population by Most Serious Offense Felony Level*

October 01, 2020

N = 2,341



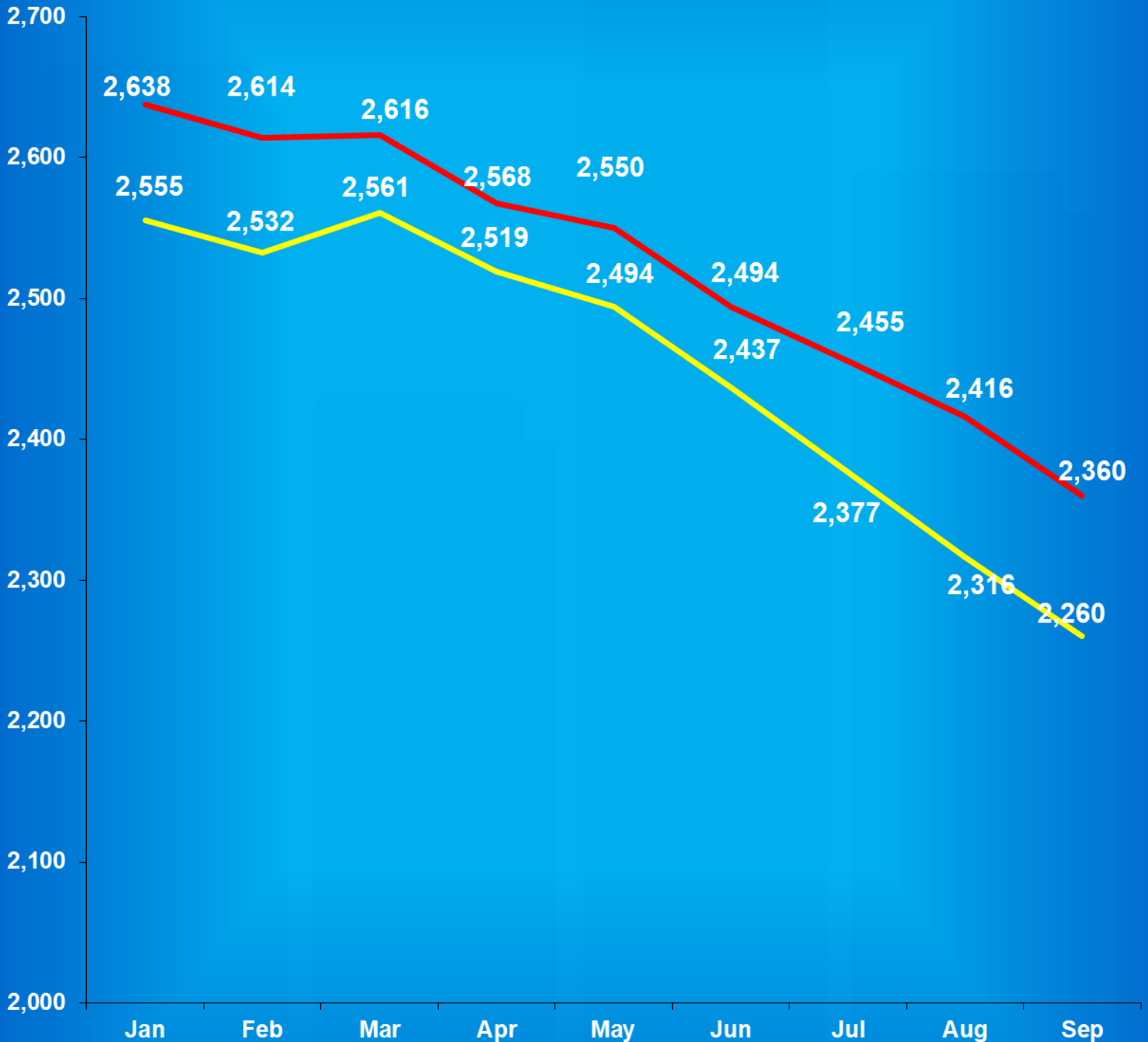
• Includes Offenders Held in County Jails and Contracted Beds

** Other includes Safekeepers, Predispositions, Habitual Offenders, Misdemeanants, and Unknowns

Indiana Department of Correction

Graph B

Average Daily Adult Female Offender Populations Calendar Year 2020



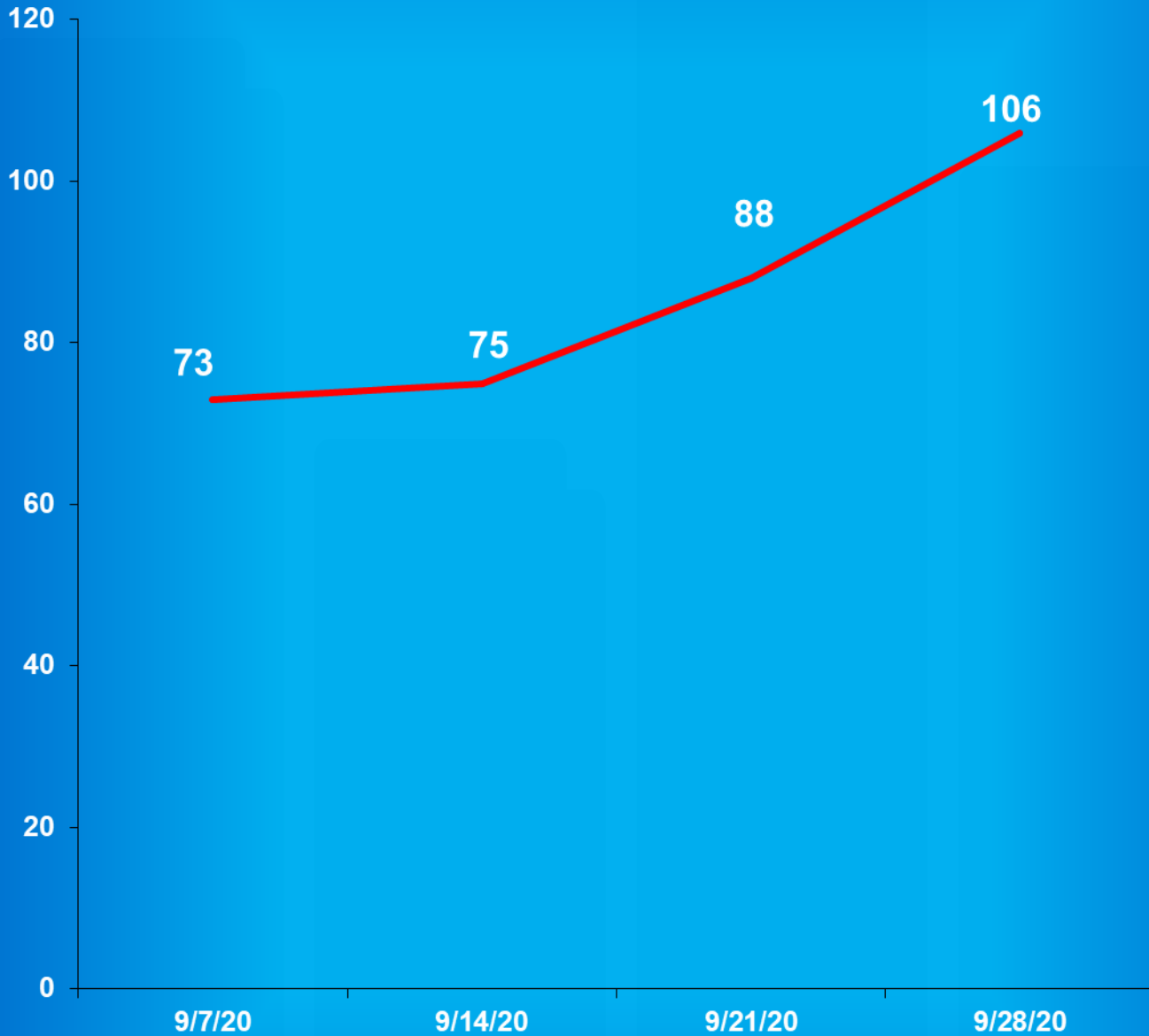
— Includes County Jail/Contract Beds — Excludes County Jail/Contract Beds

Indiana Department of Correction

Graph C

Adult Females Held in County Jails

September 2020



- Offenders held in county jails are newly sentenced offenders with completed court documents who are awaiting transfer to a DOC facility.

- Jail counts are a dynamic number that are affected by a variety of factors, including; sentencing trends, available DOC beds, and intake process completion.

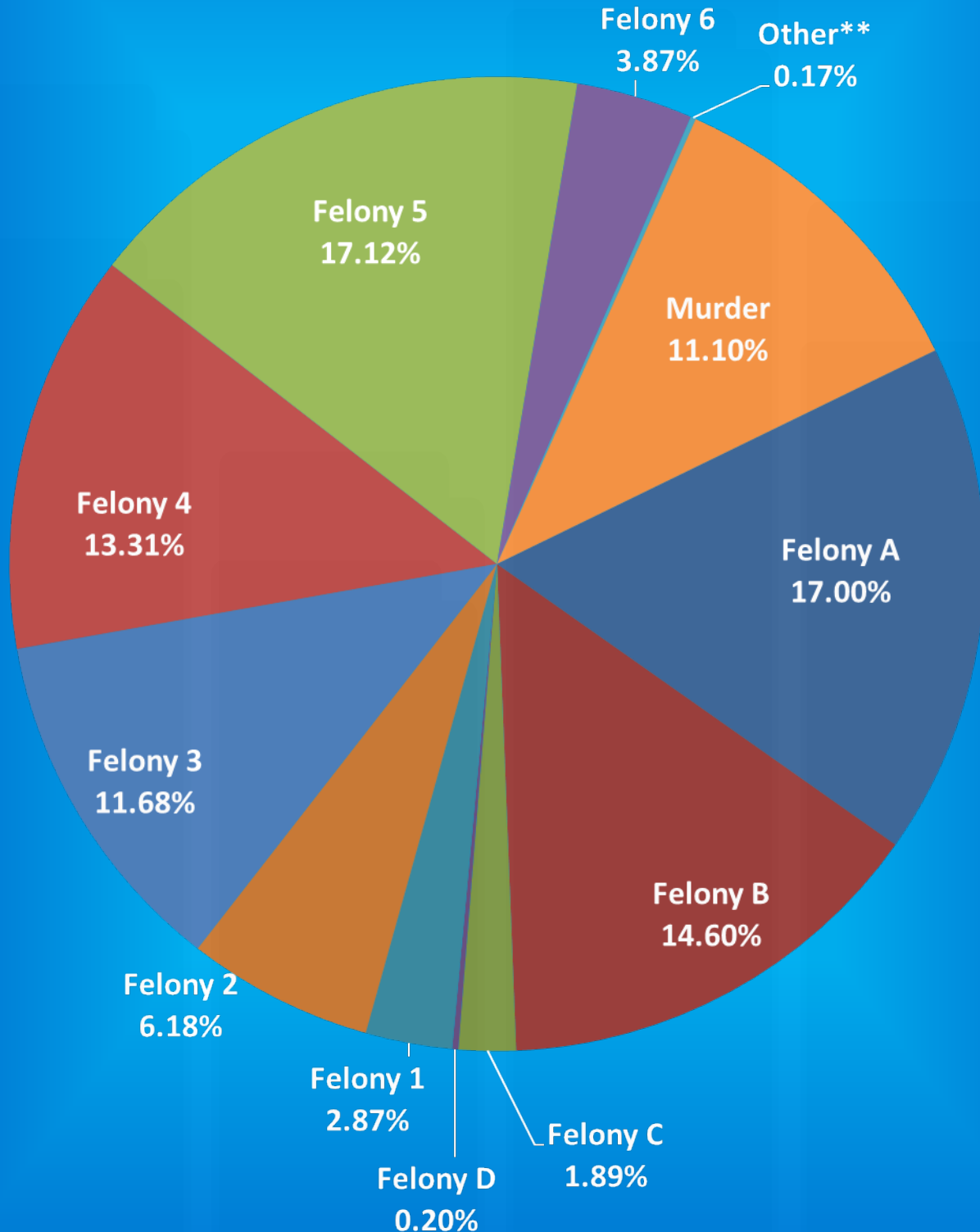
Indiana Department of Correction

Graph D

Male Population by Most Serious Offense Felony Level*

September 01, 2020

N = 22,693



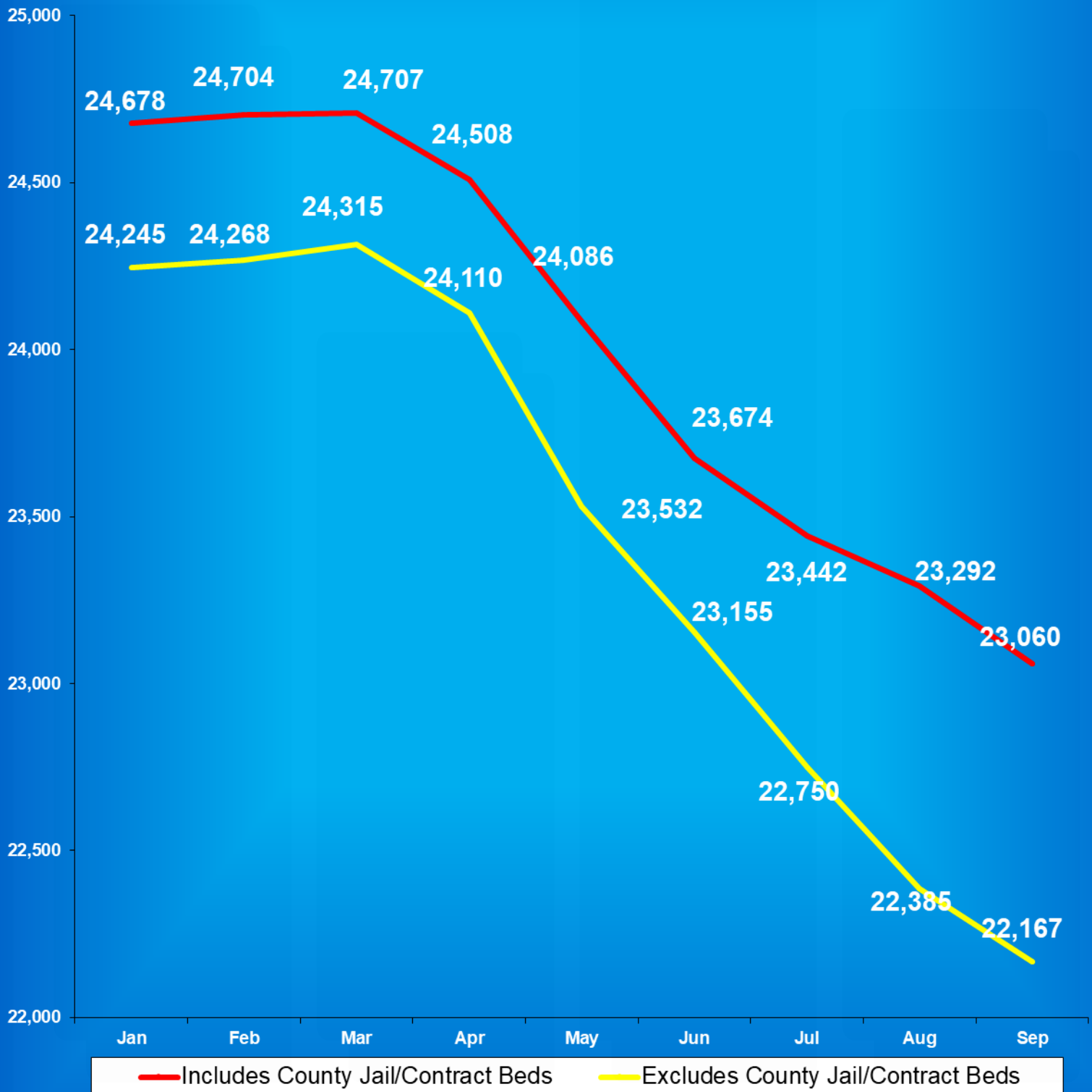
• Includes Offenders Held in County Jails and Contracted Beds

** Other includes Safekeepers, Predispositions, Habitual Offenders, Misdemeanants, and Unknowns

Indiana Department of Correction

Graph E

Average Daily Adult Male Offender Populations Calendar Year 2020

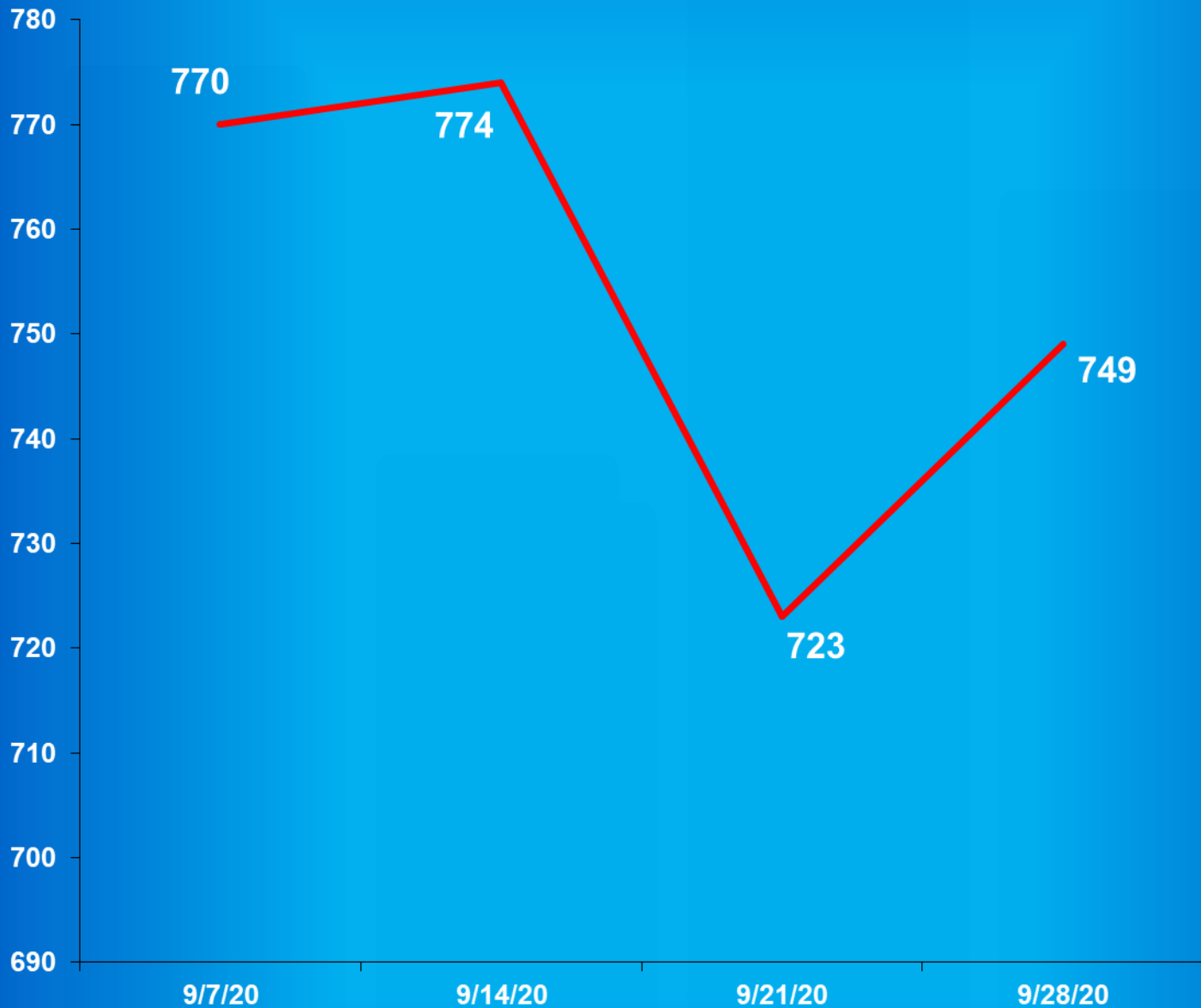


Indiana Department of Correction

Graph F

Adult Males Held in County Jails

September 2020



- Offenders held in county jails are newly sentenced offenders with completed court documents who are awaiting transfer to a DOC facility.

- Jail counts are a dynamic number that are affected by a variety of factors, including; sentencing trends, available DOC beds, and intake process completion.



Juvenile Offender Statistics



Indiana Department Of Correction
Table 13
Monthly Facility Admissions and Releases

Juvenile Offenders
September 2020

Admissions of All Juvenile Males

New Commitment	Re-Commitment	Parolee Return	Return From Escape	Diagnostics/Walk-Thrus
16	4	2	0	5

Releases of All Juvenile Males

Discharge	Parole	Escape	Diagnostics/Walk-Thrus
26	2	0	5

Admissions of All Juvenile Females

New Commitment	Re-Commitment	Parolee Return	Return From Escape	Diagnostics/Walk-Thrus
4	0	1	0	1

Releases of All Juvenile Females

Discharge	Parole	Escape	Diagnostics/Walk-Thrus
2	0	0	2

Sources:

SAS - mnthadm4_pgm_tbl13.pgm

SAS - mnthext4_pgm_tbl13.pgm

Indiana Department of Correction

Table 14

New Admissions by County of Commitment - Juveniles

September 2020

County	Admission Type			County	Admission Type		
	New Commits	Re Commits	Total		New Commits	Re Commits	Total
Adams	0	0	0	Madison	0	0	0
Allen	1	1	2	Marion	2	0	2
Bartholomew	0	0	0	Marshall	0	0	0
Benton	0	0	0	Martin	0	0	0
Blackford	0	0	0	Miami	0	0	0
Boone	0	0	0	Monroe	0	0	0
Brown	0	0	0	Montgomery	0	0	0
Carroll	0	0	0	Morgan	0	0	0
Cass	1	0	1	Newton	0	0	0
Clark	0	0	0	Noble	1	0	1
Clay	0	0	0	Ohio	0	0	0
Clinton	0	0	0	Orange	0	0	0
Crawford	0	0	0	Owen	0	0	0
Daviess	1	0	1	Parke	0	0	0
Dearborn	0	0	0	Perry	1	0	1
Decatur	0	0	0	Pike	0	0	0
DeKalb	0	0	0	Porter	1	0	1
Delaware	0	0	0	Posey	0	0	0
Dubois	0	0	0	Pulaski	0	0	0
Elkhart	2	0	2	Putnam	2	0	2
Fayette	0	0	0	Randolph	0	0	0
Floyd	0	0	0	Ripley	0	0	0
Fountain	0	0	0	Rush	0	0	0
Franklin	0	0	0	St. Joseph	0	1	1
Fulton	0	0	0	Scott	0	0	0
Gibson	1	0	1	Shelby	1	0	1
Grant	0	0	0	Spencer	0	0	0
Greene	0	0	0	Starke	0	1	1
Hamilton	0	0	0	Steuben	0	0	0
Hancock	0	0	0	Sullivan	0	0	0
Harrison	0	0	0	Switzerland	1	0	1
Hendricks	0	0	0	Tippecanoe	0	0	0
Henry	1	1	2	Tipton	0	0	0
Howard	0	0	0	Union	0	0	0
Huntington	1	0	1	Vanderburgh	0	0	0
Jackson	0	0	0	Vermillion	0	0	0
Jasper	0	0	0	Vigo	1	0	1
Jay	1	1	2	Wabash	0	0	0
Jefferson	0	0	0	Warren	1	0	1
Jennings	0	0	0	Warrick	0	0	0
Johnson	0	0	0	Washington	0	0	0
Knox	0	0	0	Wayne	0	0	0
Kosciusko	0	0	0	Wells	0	0	0
LaGrange	0	0	0	White	0	0	0
Lake	0	1	1	Whitley	0	0	0
LaPorte	0	0	0	Unknown	0	0	0
Lawrence	0	0	0	Totals	20	6	26

This data is based on most serious offense and excludes parole violations.

Source: Mnthadm4_pgm_tbl14.pgm

Indiana Department of Correction

Table 15

Monthly Releases by County of Commitment - Juveniles

September 2020

County	Release Type			County	Release Type		
	Discharge	Parole	Total		Discharge	Parole	Total
Adams	1	0	1	Madison	0	0	0
Allen	1	0	1	Marion	1	0	1
Bartholomew	0	0	0	Marshall	0	0	0
Benton	0	0	0	Martin	0	0	0
Blackford	0	0	0	Miami	0	0	0
Boone	0	0	0	Monroe	0	0	0
Brown	0	0	0	Montgomery	0	0	0
Carroll	0	0	0	Morgan	0	0	0
Cass	2	0	2	Newton	0	0	0
Clark	0	0	0	Noble	0	0	0
Clay	0	0	0	Ohio	0	0	0
Clinton	0	0	0	Orange	0	0	0
Crawford	1	0	1	Owen	0	0	0
Daviess	0	0	0	Parke	0	0	0
Dearborn	0	0	0	Perry	0	0	0
Decatur	0	0	0	Pike	0	0	0
DeKalb	1	1	2	Porter	2	0	2
Delaware	0	0	0	Posey	0	0	0
Dubois	0	0	0	Pulaski	0	0	0
Elkhart	2	0	2	Putnam	0	0	0
Fayette	0	0	0	Randolph	0	0	0
Floyd	0	0	0	Ripley	0	0	0
Fountain	0	0	0	Rush	0	0	0
Franklin	0	0	0	St. Joseph	6	0	6
Fulton	0	0	0	Scott	0	0	0
Gibson	1	0	1	Shelby	0	0	0
Grant	0	0	0	Spencer	0	0	0
Greene	0	0	0	Starke	0	0	0
Hamilton	0	0	0	Steuben	0	0	0
Hancock	2	0	2	Sullivan	0	0	0
Harrison	0	0	0	Switzerland	0	0	0
Hendricks	1	0	1	Tippecanoe	2	0	2
Henry	0	0	0	Tipton	0	0	0
Howard	0	0	0	Union	0	0	0
Huntington	1	0	1	Vanderburgh	1	0	1
Jackson	0	0	0	Vermillion	0	0	0
Jasper	0	0	0	Vigo	0	0	0
Jay	0	0	0	Wabash	0	0	0
Jefferson	0	0	0	Warren	0	0	0
Jennings	1	0	1	Warrick	0	0	0
Johnson	0	0	0	Washington	1	0	1
Knox	0	0	0	Wayne	0	0	0
Kosciusko	1	0	1	Wells	0	1	1
LaGrange	0	0	0	White	0	0	0
Lake	0	0	0	Whitley	0	0	0
LaPorte	0	0	0	Unknown	0	0	0
Lawrence	0	0	0	Totals	28	2	30

Some discharges may be releases to County Probation - data is unable to be separated.

Diagnostics and Escapes are excluded.

Source: Mnthext4_pgm_tbl15.pgm

Indiana Department of Correction
Table 16
Total Number of Committing Offenses for Juveniles
Committed to the Indiana Department of Correction
September 2020

OFFENSE (Citation Code)	NUMBER OF OFFENSES			
	This Month		This Calendar Year	
LEVEL I	Female	Male	Female	Male
Aggravated Battery (35-42-2-1.5)	0	1	0	2
Arson (35-43-1-1)	0	0	1	0
Battery (35-42-2-1)	1	2	6	12
Battery by Bodily Waste (35-42-2-6)	0	0	1	1
Burglary (35-43-2-1)	0	3	1	16
Carjacking (35-42-5-2)	0	0	0	0
Carrying Handgun w/o License (35-47-2-1)	0	0	0	3
Changing, Altering, Removing, Obliterating ID of Handgun (35-47-2-18)	0	0	0	0
Child Exploitation (35-42-4-4)	0	0	1	0
Child Molesting (35-42-4-3)	0	1	0	15
Child Seduction (35-42-4-7)	0	0	0	0
Child Selling (35-46-1-4)	0	0	0	0
Child Solicitation (35-42-4-6)	0	0	0	0
Child in Possession of Handgun (35-47-10-5)	0	0	0	2
Consumer Product Tampering (35-45-8-3)	0	0	0	0
Criminal Confinement (35-42-3-3)	0	0	0	0
Criminal Deviate Conduct (35-42-4-2)	0	0	0	0
Criminal Gang Intimidation (35-45-9-4)	0	0	0	0
Criminal Gang Recruitment	0	0	0	0
Criminal Recklessness (35-42-2-2)	0	0	0	6
Dangerous Possession of a Firearm (35-47-10-5)	0	1	1	24
Dealing in a Sawed-Off Shotgun (35-47-5-4.1)	0	0	0	0
Distribution of a Destructive Device (IC 35-47.5-5-5)	0	0	0	0
Domestic Battery (35-42-2-1.3)	0	1	2	3
Driving While Intoxicated Resulting in Death (9-30-5-5)	0	0	0	0
False Application for Handgun (35-47-2-8)	0	0	0	0
False, Altering Handgun License (35-47-2-22)	0	0	0	0
Feticide (35-42-1-6)	0	0	0	0
Handgun, False ID (35-47-2-17)	0	0	0	0
Incest (35-46-1-3)	0	0	0	0
Interference with Custody (35-42-3-4)	0	0	0	0
Intimidation (35-45-2-1)	0	0	0	0
Involuntary Manslaughter (35-42-1-4)	0	0	0	1
Kidnapping (35-42-3-2)	0	0	0	1
Murder (35-42-1-1)	0	0	2	2
Neglect of a Dependent (35-46-1-4)	0	0	0	0
Operation of a Machine Gun/Hurling a Bomb (35-47-5-9)	0	0	0	0
Overpass Mischief (35-42-2-5)	0	0	0	0
Pointing a Firearm (35-47-4-3)	0	0	0	2
Possession of Firearm on School Property (35-47-9-2)	0	0	0	0
Possession of a Machine Gun or Bomb (35-47-5-9)	0	0	0	0
Rape (35-42-4-1)	0	0	0	0
Reckless Homicide (35-42-1-5)	0	0	0	1
Resisting Law Enforcement (35-44-3-3)	0	0	0	0
Robbery (35-42-5-1)	0	4	0	28
Sell, Manufacture, Possess, Purchase Explosive (35-47-5-1)	0	0	0	0
Sell, Transfer, HIV Blood (35-42-1-7)	0	0	0	0
Selling, Transferring, Giving Handgun to Under 18 (35-47-2-7)	0	0	0	0
Sexual Battery (35-42-4-8)	0	2	0	3
Sexual Misconduct (35-44-1-5)	0	0	0	0

LEVEL I (cont'd)

NUMBER OF OFFENSES

	This Month		This Calendar Year	
	Female	Male	Female	Male
Sexual Misconduct with a Minor (35-42-4-9)	0	0	0	0
Stalking (35-45-10-5)	0	0	0	0
Strangulation (35-42-2-9)	0	0	0	0
Unlawful Delivery of Confiscated Firearm (35-47-3-4)	0	0	0	0
Unlawful Use of Body Armor (35-47-5-13)	0	0	0	0
Unlawful Use of Stun Gun (35-47-8-5)	0	0	0	0
Vicarious Sexual Gratification (35-42-4-5)	0	0	0	0
Voluntary Manslaughter (35-42-1-3)	0	0	0	0
Sub-Total	1	15	15	122

LEVEL II

Assisting a Criminal (35-44-3-2)	0	0	0	0
Chinese Throwing Star (35-47-5-12)	0	0	0	0
Criminal Gang Activity (35-45-9-3)	0	0	0	0
Criminal Recklessness (35-42-2-2)	0	0	0	0
Dealing Anabolic Steroid (16-42-19-27)	0	0	0	0
Dealing Methamphetamine (35-48-4-1.1)	0	0	0	0
Dealing in Cocaine or Narcotic Drug (35-48-4-1)	0	0	0	0
Dealing in Marijuana, Hash Oil, or Hashish (35-48-4-10)	0	0	0	0
Dealing in a Schedule I, II, or III Controlled Substance (35-48-4-2)	0	0	0	0
Dealing in a Schedule IV Controlled Substance (35-48-4-3)	0	0	0	0
Dealing in a Schedule V Controlled Substance (35-48-4-4)	0	0	0	0
Dealing in a Substance Represented to be a Controlled Substance (35-48-4-4.5)	0	0	0	0
Delivery of Weapon to Intoxicated Person (35-47-4-1)	0	0	0	0
Disarming Law Enforcement Officer (35-44.1-3-2)	0	0	0	0
Escape/Failure to Return to Lawful Detention (35-44-3-5)	0	1	2	9
Inmate w/ Deadly Weapon (35-44.1-3-7)	0	0	0	0
Interference with Custody (35-42-3-4)	0	0	0	0
Intimidation (35-45-2-1)	0	0	0	13
Knife with Automatic Blade (35-47-5-2)	0	0	0	0
Loan Sharking (35-45-7-2)	0	0	0	0
Maintaining a Common Nuisance (35-48-4-13)	0	0	0	0
Making loan secured by mortgage, deposit or pledge of handgun (35-47-4-2)	0	0	0	0
Manufacture, Distribution, Possession of a Substance Represented to be a Controlled Substance (35-48-4-4)	0	0	0	0
Neglect of a Dependent (35-46-1-4)	0	0	0	0
Poss Precursors w/ Intent to Manufacture Etc. (35-48-4-14.5)	0	0	0	0
Possession of a Controlled Substance (35-48-4-7)	0	0	0	0
Possession of a Knife on School Property (35-47-5-2.5)	0	0	0	0
Promoting Prostitution (35-45-4-4)	0	0	0	0
Purchase, Possession or Sale of Stun Gun (35-47-8-5)	0	0	0	0
Resisting Law Enforcement (35-44-3-3)	0	2	0	8
Rioting with a Deadly Weapon (35-45-1-2)	0	0	0	0
Sale, Possession, Use of Legend Drug (16-42-19-27)	0	0	0	0
Sexual Misconduct with a Minor (35-42-4-9)	0	0	0	0
Stalking (35-45-10-5)	0	0	0	0
Trafficking with an Inmate (35-44-3-9)	0	0	0	0
Use of Stun Gun in Commission of a Crime (35-47-8-5)	0	0	0	0
Sub-Total	0	3	2	30

LEVEL III

Accident /Failure to Stop (9-26-1-8)	0	0	0	0
Accident, Property Damage with Injury (9-26-1-8)	0	0	0	0
Altering or Damaging Computer (35-43-1-4)	0	0	0	0
Auto Theft, Receiving Stolen Parts (35-43-4-2.5)	0	3	0	12
Battery (35-42-2-1)	3	2	11	16
Battery by Bodily Waste (35-42-2-6)	0	0	0	0
Bestiality	0	0	0	0
Bribery (35-44-1-1)	0	0	0	0

LEVEL III (cont'd)	NUMBER OF OFFENSES			
	This Month		This Calendar Year	
	Female	Male	Female	Male
Burglary (35-43-2-1)	0	0	0	0
Check Deception (35-43-5-5)	0	0	0	0
Check Fraud (35-43-5-12)	0	0	0	0
Child Exploitation (35-42-4-4)	0	0	0	0
Controlled Substance Registration (35-48-4-14)	0	0	0	0
Conversion (35-43-4-3)	0	0	0	1
Criminal Mischief (35-43-1-2)	0	2	2	17
Criminal Recklessness (35-42-2-2)	0	0	0	0
Criminal Trespass (35-43-2-2)	1	0	1	4
Dealing in Altered Property (35-43-4-2.3)	0	0	0	0
Dealing in Marijuana, Hash Oil, or Hashish (35-48-4-10)	0	0	0	2
Dealing in Paraphernalia (35-48-4-8.5)	0	0	0	0
Dealing in a Schedule IV Controlled Substance (35-48-4-3)	0	0	0	0
Distribution of Material Harmful to Minor (35-49-3-3)	0	0	0	0
Escape/Failure to Return to Lawful Detention (35-44-3-5)	1	1	6	18
Failure to Appear (35-44-3-6)	0	0	0	0
False Reporting (35-44-2-2)	0	0	0	0
Forgery (35-43-5-2)	0	0	0	0
Fraud (35-43-5-4)	0	0	1	1
Fraud on Financial Institution (35-45-5-8)	0	0	0	0
Home Improvement Fraud (35-43-6-13)	0	0	0	0
Identity Deception (35-43-5-3.5)	0	0	0	0
Interference with Custody (35-42-3-4)	0	0	0	0
Interference with Reporting Crime (35-42-2-5)	0	0	0	0
Invasion of Privacy (35-46-1-15.1)	0	0	0	1
Kill Domestic Animal	0	0	0	0
Manufacture of Paraphernalia (35-48-4-8.1)	0	0	0	0
Nonsupport of Child (35-46-1-5)	0	0	0	0
Nonsupport of Spouse (35-46-1-6)	0	0	0	0
Obscene Performance (35-49-3-1)	0	0	0	0
Obstructing Fireman (35-44-3-8)	0	0	0	0
Obstructing Traffic (35-42-2-4)	0	0	0	0
Obstruction of Justice (35-44-3-4)	0	0	0	0
Operating Vehicle After Lifetime Forfeiture (9-30-10-17)	0	0	0	0
Operating Vehicle While Intoxicated (9-30-5-4)	0	0	0	0
Operating Vehicle While Intoxicated with Prior (9-30-5-3)	0	0	0	0
Patronizing a Prostitute (35-45-4-3)	0	0	0	0
Perjury (35-44-2-1)	0	0	0	0
Possession of Cocaine or Narcotic Drug (35-48-4-6)	0	0	0	2
Possession of Marijuana, Hash Oil, or Hashish (35-48-4-11)	0	0	0	0
Possession of Methamphetamines (35-48-4-6.1)	0	0	0	1
Possession of Paraphernalia (35-48-4-8.3)	0	0	0	0
Possession of a Controlled Substance (35-48-4-7)	0	0	0	0
Possession of a Syringe (16-42-19-18)	0	0	1	0
Possession/Use of Legend Drug (16-42-19-13)	0	0	0	3
Professional Gambling (35-45-5-3)	0	0	0	0
Profiting from Adoption (35-46-1-9)	0	0	0	0
Promoting Professional Gambling (35-45-5-4)	0	0	0	0
Promoting Prostitution (35-45-4-4)	0	0	0	0
Prostitution (35-45-4-2)	0	0	0	0
Public Indecency (35-45-4-1)	0	0	0	0
Public Nudity (35-45-4-1.5)	0	0	0	0
Railroad Mischief (35-42-2-5.5)	0	0	0	0
Receiving Stolen Auto Parts (35-43-4-2.5)	0	0	0	0
Receiving Stolen Property (35-43-4-2)	0	0	0	0
Residential Entry (35-43-2-1.5)	0	0	1	1
Resisting Law Enforcement (35-44-3-3)	1	3	3	17
Rioting (35-45-1-2)	0	0	0	0

LEVEL III (cont'd)	NUMBER OF OFFENSES			
	This Month		This Calendar Year	
	Female	Male	Female	Male
Sale, Possession, Use of Legend Drug (16-42-19-27)	0	0	0	1
Selling, Distributing, Exhibiting Obscene Material (35-49-3-1)	0	0	0	0
Stalking (35-45-10-5)	0	0	0	0
Synthetic Drug (35-48-4-11.5)	0	0	0	0
Theft (35-43-4-2)	1	4	5	29
Torture or Mutilation of Animal (35-46-3-12)	0	0	0	0
Trafficking with an Inmate (35-44-3-9)	0	0	0	0
Unauthorized Possession of Prescription Form (35-48-4-14)	0	0	0	0
Unlawful Entry of Motor Vehicle (35-43-4-2.7)	0	0	0	0
Voyeurism (35-45-4-5)	0	0	0	1
Welfare Fraud (35-43-5-7)	0	0	0	0
Sub-Total	7	15	31	127

LEVEL IV				
Absence From Home Detention (35-38-2.5-10)	0	0	0	0
Accident/Failure to Stop (9-26-1-8)	0	0	0	1
Alcohol Violation (31-37-2-6)	0	0	0	0
Animal Cruelty (35-46-3-12)	0	0	0	0
Assisting a Criminal (35-44-3-2)	0	0	0	0
Beats Vertebrate Animal (35-46-3-12)	0	0	0	0
Check Deception (35-43-5-5)	0	0	0	0
Common Nuisance (35-48-4-13)	0	0	1	0
Computer Trespassing (35-43-2-3)	0	0	0	0
Counterfeiting Auto Registration (9-18-2-42)	0	0	0	0
Counterfeiting a Driver's License (9-24-18-7)	0	0	0	0
Curfew Violation (31-37-2-5)	1	0	1	1
Deception (35-43-5-3)	0	0	0	0
Deer Outside Hours (14-22-6-1)	0	0	0	0
Deer w/ Illegal Device (14-22-6-1)	0	0	0	0
Disorderly Conduct (35-45-1-3)	0	1	3	12
Dissemination of Material Harmful to Minor (35-49-3-3)	0	0	0	0
Driving While Intoxicated (9-11-2-3)	0	0	0	3
Driving with Suspended License (9-24-19-2)	0	0	0	0
Exploitation of Dependent/Endangered Adult (35-46-1-12)	0	0	0	0
Failure to Appear (35-44-3-6)	0	0	0	0
Failure to Disclose Recruitment (35-46-4-4)	0	0	0	0
Failure to Respond to Summons (35-44-3-6.5)	0	0	0	0
False Auto Registration (9-18-2-44)	0	0	0	0
False Identity Statement (35-44-2-6)	0	0	0	0
False Informing (35-44-2-2)	0	1	1	2
Flag Desecration (35-45-1-4)	0	0	0	0
Glue Sniffing (35-46-6-2)	0	0	0	0
Habitual Disobedience of Parent, Guardian, or Custodian (Incorrigible) (31-37-2-4)	0	0	0	5
Harassment (35-45-2-2)	0	0	0	0
Home Improvement Fraud (35-43-6-12)	0	0	0	0
Illegal Consumption of Alcohol (7.1-5-7-7)	0	0	0	4
Illegal Possession of Alcohol (7.1-5-7-7)	0	0	0	0
Impairment of ID Number (35-43-7-4)	0	0	0	0
Interference with Custody (35-42-3-4)	0	0	0	0
Interfering with Law Enforcement Animal (35-46-3-11)	0	0	0	0
Invasion of Privacy (35-46-1-15.1)	0	0	0	0
Leaving Home w/o Permission of Parent, Guardian or Custodian (Runaway) (31-37-2-2)	1	0	2	7
Leaving Scene of Accident (9-26-1-1.1)	0	0	0	1
Maintaining a Common Nuisance (35-48-4-13)	0	0	0	0
Nitrous Oxide Distribution (35-46-6-3)	0	0	0	0
Obscene Performance (35-49-3-1)	0	0	0	0
Obstructing Medical Emergency (35-44-3-8.5)	0	0	0	0
Obstructing Traffic (35-42-2-4)	0	0	0	0
Official Misconduct (35-44.1-1-1)	0	0	0	0

LEVEL IV (cont'd)	NUMBER OF OFFENSES			
	This Month		This Calendar Year	
	Female	Male	Female	Male
Operating Vehicle While Intoxicated (9-30-5-2)	0	0	0	1
Operating Vehicle While Intoxicated/Cntrl'd Sub (9-30-5-1)	0	0	0	0
Operating Vehicle w/o License (9-24-18-1)	0	1	1	3
Operating Vehicle w/o Proof of Financial (9-25-8-2)	0	1	0	1
Operating Vehicle w/o Registration/Plates (9-18-2-43)	0	0	0	0
Possession of Device/Interfere Test (35-43-5-18)	0	0	0	0
Possession of Marijuana, Hash Oil, or Hashish (35-48-4-11)	0	0	2	12
Possession of Paraphernalia (35-48-4-8.3)	0	0	0	6
Possession of Substance Represented to be a Controlled Substance (35-48-4-4.6)	0	0	0	0
Possession, Purchase, Accepting Tobacco (35-46-1-10.5)	0	0	0	0
Probation Violation	0	14	0	103
Public Intoxication (7.1-5-1-3)	0	0	0	2
Receiving Unidentified Property (35-43-7-5)	0	0	0	0
Reckless Driving (9-21-8-52)	0	1	0	1
Refusal to Aid Officer (35-44-3-7)	0	0	0	0
Refusal to Identify Self (34-28-5-3.5)	1	0	1	0
Selling, Distributing, Exhibiting Obscene Material (35-49-3-1)	0	0	0	0
Synthetic Drug (35-48-4-11.5)	0	0	0	0
Taking Deer/Turkey (14-22-6-1)	0	0	0	0
Tattooing a Minor (35-42-2-7)	0	0	0	0
Torture, Kill, Mutilate an Animal (35-46-3-12)	0	0	0	0
Unauthorized Possession of Prescription (35-48-4-14)	0	0	0	0
Unlawful Entry of Motor Vehicle (35-43-4-2.7)	0	0	1	2
Unlawful Gambling (35-45-5-2)	0	0	0	0
Unlawful Use of Railroad Right of Way (8-3-15-3)	0	0	0	0
Vending Machine Vandalism (35-43-4-7)	0	0	0	0
Violation Home Detention	0	0	0	0
Violation Suspended Commitment to DOC	0	0	4	0
Violation of Compulsory School Attendance Law (Truancy) (31-37-2-3)	0	1	0	3
Voyeurism (35-45-4-5)	0	0	0	1
Welfare Fraud (35-45-5-7)	0	0	0	0
Sub-Total	3	20	17	171
GRAND TOTAL NUMBER OF OFFENSES	11	53	65	450

Source: SAS - mnthadm4_by_offense.pgm

Indiana Department of Correction
Table 17
Number of Juvenile Offenders by Most Serious Offense
Committed to the Indiana Department of Correction

September 2020

MOST SERIOUS OFFENSE (Citation Code)	NUMBER OF JUVENILES			
	This Month		This Calendar Year	
	Female	Male	Female	Male
LEVEL I				
Aggravated Battery (35-42-2-1.5)	0	1	0	2
Arson (35-43-1-1)	0	0	0	0
Battery (35-42-2-1)	1	2	4	9
Battery by Bodily Waste (35-42-2-6)	0	0	1	1
Burglary (35-43-2-1)	0	2	1	14
Carjacking (35-42-5-2)	0	0	0	0
Carrying Handgun w/o License (35-47-2-1)	0	0	0	2
Changing, Altering, Removing, Obliterating ID of Handgun (35-47-2-18)	0	0	0	0
Child Exploitation (35-42-4-4)	0	0	1	0
Child Molesting (35-42-4-3)	0	1	0	15
Child Seduction (35-42-4-7)	0	0	0	0
Child Selling (35-46-1-4)	0	0	0	0
Child Solicitation (35-42-4-6)	0	0	0	0
Child in Possession of Handgun (35-47-10-5)	0	0	0	1
Consumer Product Tampering (35-45-8-3)	0	0	0	0
Criminal Confinement (35-42-3-3)	0	0	0	0
Criminal Deviate Conduct (35-42-4-2)	0	0	0	0
Criminal Gang Intimidation (35-45-9-4)	0	0	0	0
Criminal Gang Recruitment	0	0	0	0
Criminal Recklessness (35-42-2-2)	0	0	0	3
Dangerous Possession of a Firearm (35-47-10-5)	0	1	1	14
Dealing in a Sawed-Off Shotgun (35-47-5-4.1)	0	0	0	0
Distribution of a Destructive Device (IC 35-47.5-5-5)	0	0	0	0
Domestic Battery (35-42-2-1.3)	0	1	2	3
Driving While Intoxicated Resulting in Death (9-30-5-5)	0	0	0	0
False Application for Handgun (35-47-2-8)	0	0	0	0
False, Altering Handgun License (35-47-2-22)	0	0	0	0
Feticide (35-42-1-6)	0	0	0	0
Handgun, False ID (35-47-2-17)	0	0	0	0
Incest (35-46-1-3)	0	0	0	0
Interference with Custody (35-42-3-4)	0	0	0	0
Intimidation (35-45-2-1)	0	0	0	0
Involuntary Manslaughter (35-42-1-4)	0	0	0	1
Kidnapping (35-42-3-2)	0	0	0	1
Murder (35-42-1-1)	0	0	1	2
Neglect of a Dependent (35-46-1-4)	0	0	0	0
Operation of a Machine Gun/Hurling a Bomb (35-47-5-9)	0	0	0	0
Overpass Mischief (35-42-2-5)	0	0	0	0
Pointing a Firearm (35-47-4-3)	0	0	0	1
Possession of Firearm on School Property (35-47-9-2)	0	0	0	0
Possession of a Machine Gun or Bomb (35-47-5-9)	0	0	0	0
Rape (35-42-4-1)	0	0	0	0
Reckless Homicide (35-42-1-5)	0	0	0	1
Resisting Law Enforcement (35-44-3-3)	0	0	0	0
Robbery (35-42-5-1)	0	4	0	24
Sell, Manufacture, Possess, Purchase Explosive (35-47-5-1)	0	0	0	0
Sell, Transfer, HIV Blood (35-42-1-7)	0	0	0	0
Selling, Transferring, Giving Handgun to Under 18 (35-47-2-7)	0	0	0	0
Sexual Battery (35-42-4-8)	0	2	0	3
Sexual Misconduct (35-44-1-5)	0	0	0	0

LEVEL I (cont'd)	NUMBER OF JUVENILES			
	This Month		This Calendar Year	
	Female	Male	Female	Male
Sexual Misconduct with a Minor (35-42-4-9)	0	0	0	0
Stalking (35-45-10-5)	0	0	0	0
Strangulation (35-42-2-9)	0	0	0	0
Unlawful Delivery of Confiscated Firearm (35-47-3-4)	0	0	0	0
Unlawful Use of Body Armor (35-47-5-13)	0	0	0	0
Unlawful Use of Stun Gun (35-47-8-5)	0	0	0	0
Vicarious Sexual Gratification (35-42-4-5)	0	0	0	0
Voluntary Manslaughter (35-42-1-3)	0	0	0	0
Sub-Total	1	14	11	97

LEVEL II

Assisting a Criminal (35-44-3-2)	0	0	0	0
Chinese Throwing Star (35-47-5-12)	0	0	0	0
Criminal Gang Activity (35-45-9-3)	0	0	0	0
Criminal Recklessness (35-42-2-2)	0	0	0	0
Dealing Anabolic Steroid (16-42-19-27)	0	0	0	0
Dealing Methamphetamine (35-48-4-1.1)	0	0	0	0
Dealing in Cocaine or Narcotic Drug (35-48-4-1)	0	0	0	0
Dealing in Marijuana, Hash Oil, or Hashish (35-48-4-10)	0	0	0	0
Dealing in a Schedule I, II, or III Controlled Substance (35-48-4-2)	0	0	0	0
Dealing in a Schedule IV Controlled Substance (35-48-4-3)	0	0	0	0
Dealing in a Schedule V Controlled Substance (35-48-4-4)	0	0	0	0
Dealing in a Substance Represented to be a Controlled Substance (35-48-4-4.5)	0	0	0	0
Delivery of Weapon to Intoxicated Person (35-47-4-1)	0	0	0	0
Disarming Law Enforcement Officer (35-44.1-3-2)	0	0	0	0
Escape/Failure to Return to Lawful Detention (35-44-3-5)	0	0	1	5
Inmate w/ Deadly Weapon (35-44.1-3-7)	0	0	0	0
Interference with Custody (35-42-3-4)	0	0	0	0
Intimidation (35-45-2-1)	0	0	0	11
Knife with Automatic Blade (35-47-5-2)	0	0	0	0
Loan Sharking (35-45-7-2)	0	0	0	0
Maintaining a Common Nuisance (35-48-4-13)	0	0	0	0
Making loan secured by mortgage, deposit or pledge of handgun (35-47-4-2)	0	0	0	0
Manufacture, Distribution, Possession of a Substance Represented to be a Controlled Substance (3	0	0	0	0
Neglect of a Dependent (35-46-1-4)	0	0	0	0
Poss precursors w/intent to manufacture etc. (35-48-4-14.5)	0	0	0	0
Possession of a Controlled Substance (35-48-4-7)	0	0	0	0
Possession of a Knife on School Property (35-47-5-2.5)	0	0	0	0
Promoting Prostitution (35-45-4-4)	0	0	0	0
Purchase, Possession or Sale of Stun Gun (35-47-8-5)	0	0	0	0
Resisting Law Enforcement (35-44-3-3)	0	1	0	7
Rioting with a Deadly Weapon (35-45-1-2)	0	0	0	0
Sale, Possession, Use of Legend Drug (16-42-19-27)	0	0	0	0
Sexual Misconduct with a Minor (35-42-4-9)	0	0	0	0
Stalking (35-45-10-5)	0	0	0	0
Trafficking with an Inmate (35-44-3-9)	0	0	0	0
Use of Stun Gun in Commission of a Crime (35-47-8-5)	0	0	0	0
Sub-Total	0	1	1	23

LEVEL III

Accident /Failure to Stop (9-26-1-8)	0	0	0	0
Accident, Property Damage with Injury (9-26-1-8)	0	0	0	0
Altering or Damaging Computer (35-43-1-4)	0	0	0	0
Auto Theft, Receiving Stolen Parts (35-43-4-2.5)	0	1	0	6
Battery (35-42-2-1)	1	2	5	7
Bestiality	0	0	0	0
Bribery (35-44-1-1)	0	0	0	0
Burglary (35-43-2-1)	0	0	0	0
Check Deception (35-43-5-5)	0	0	0	0

LEVEL III (cont'd)	NUMBER OF JUVENILES			
	This Month		This Calendar Year	
	Female	Male	Female	Male
Check Fraud (35-43-5-12)	0	0	0	0
Child Exploitation (35-42-4-4)	0	0	0	0
Controlled Substance Registration (35-48-4-14)	0	0	0	0
Conversion (35-43-4-3)	0	0	0	0
Criminal Mischief (35-43-1-2)	0	0	2	4
Criminal Recklessness (35-42-2-2)	0	0	0	0
Criminal Trespass (35-43-2-2)	0	0	0	1
Dealing in Altered Property (35-43-4-2.3)	0	0	0	0
Dealing in Marijuana, Hash Oil, or Hashish (35-48-4-10)	0	0	0	1
Dealing in Paraphernalia (35-48-4-8.5)	0	0	0	0
Distribution of Material Harmful to Minor (35-49-3-3)	0	0	0	0
Escape/Failure to Return to Lawful Detention (35-44-3-5)	1	1	4	5
Failure to Appear (35-44-3-6)	0	0	0	0
False Reporting (35-44-2-2)	0	0	0	0
Forgery (35-43-5-2)	0	0	0	0
Fraud (35-43-5-4)	0	0	0	1
Fraud on Financial Institution (35-45-5-8)	0	0	0	0
Home Improvement Fraud (35-43-6-13)	0	0	0	0
Identity Deception (35-43-5-3.5)	0	0	0	0
Interference with Custody (35-42-3-4)	0	0	0	0
Interference with Reporting Crime (35-42-2-5)	0	0	0	0
Invasion of Privacy (35-46-1-15.1)	0	0	0	0
Kill Domestic Animal	0	0	0	0
Manufacture of Paraphernalia (35-48-4-8.1)	0	0	0	0
Nonsupport of Child (35-46-1-5)	0	0	0	0
Nonsupport of Spouse (35-46-1-6)	0	0	0	0
Obscene Performance (35-49-3-1)	0	0	0	0
Obstructing Fireman (35-44-3-8)	0	0	0	0
Obstructing Traffic (35-42-2-4)	0	0	0	0
Obstruction of Justice (35-44-3-4)	0	0	0	0
Operating Vehicle After Lifetime Forfeiture (9-30-10-17)	0	0	0	0
Operating Vehicle While Intoxicated (9-30-5-4)	0	0	0	0
Operating Vehicle While Intoxicated with Prior (9-30-5-3)	0	0	0	0
Patronizing a Prostitute (35-45-4-3)	0	0	0	0
Perjury (35-44-2-1)	0	0	0	0
Possession of Cocaine or Narcotic Drug (35-48-4-6)	0	0	0	1
Possession of Marijuana, Hash Oil, or Hashish (35-48-4-11)	0	0	0	0
Possession of Methamphetamines (35-48-4-6.1)	0	0	0	0
Possession of Paraphernalia (35-48-4-8.3)	0	0	0	0
Possession of a Controlled Substance (35-48-4-7)	0	0	0	0
Possession of a Syringe (16-42-19-18)	0	0	1	0
Possession/Use of Legend Drug (16-42-19-13)	0	0	0	3
Professional Gambling (35-45-5-3)	0	0	0	0
Profiting from Adoption (35-46-1-9)	0	0	0	0
Promoting Professional Gambling (35-45-5-4)	0	0	0	0
Promoting Prostitution (35-45-4-4)	0	0	0	0
Prostitution (35-45-4-2)	0	0	0	0
Public Indecency (35-45-4-1)	0	0	0	0
Public Nudity (35-45-4-1.5)	0	0	0	0
Railroad Mischief (35-42-2-5.5)	0	0	0	0
Receiving Stolen Property (35-43-4-2)	0	0	0	0
Residential Entry (35-43-2-1.5)	0	0	1	0
Resisting Law Enforcement (35-44-3-3)	1	1	3	4
Rioting (35-45-1-2)	0	0	0	0
Sale, Possession, Use of Legend Drug (16-42-19-27)	0	0	0	1
Selling, Distributing, Exhibiting Obscene Material (35-49-3-1)	0	0	0	0
Stalking (35-45-10-5)	0	0	0	0
Synthetic Drug (35-48-4-11.5)	0	0	0	0

NUMBER OF JUVENILES

LEVEL III (Cont.)	This Month		This Calendar Year	
	Female	Male	Female	Male
Theft (35-43-4-2)	0	2	3	16
Torture or Mutilation of Animal (35-46-3-12)	0	0	0	0
Trafficking with an Inmate (35-44-3-9)	0	0	0	0
Unauthorized Possession of Prescription Form (35-48-4-14)	0	0	0	0
Unlawful Entry of Motor Vehicle (35-43-4-2.7)	0	0	0	0
Voyeurism (35-45-4-5)	0	0	0	0
Welfare Fraud (35-43-5-7)	0	0	0	0
Sub-Total	3	7	19	50

LEVEL IV

Absence From Home Detention (35-38-2.5-10)	0	0	0	0
Accident/Failure to Stop (9-26-1-8)	0	0	0	1
Assisting a Criminal (35-44-3-2)	0	0	0	0
Beats Vertebrate Animal (35-46-3-12)	0	0	0	0
Check Deception (35-43-5-5)	0	0	0	0
Common Nuisance (35-48-4-13)	0	0	0	0
Computer Trespassing (35-43-2-3)	0	0	0	0
Counterfeiting Auto Registration (9-18-2-42)	0	0	0	0
Counterfeiting a Driver's License (9-24-18-7)	0	0	0	0
Curfew Violation (31-37-2-5)	0	0	0	0
Deception (35-43-5-3)	0	0	0	0
Disorderly Conduct (35-45-1-3)	0	0	1	1
Dissemination of Material Harmful to Minor (35-49-3-3)	0	0	0	0
Driving with Suspended License (9-24-19-2)	0	0	0	0
Exploitation of Dependent/Endangered Adult (35-46-1-12)	0	0	0	0
Failure to Appear (35-44-3-6)	0	0	0	0
Failure to Disclose Recruitment (35-46-4-4)	0	0	0	0
Failure to Respond to Summons (35-44-3-6.5)	0	0	0	0
False Auto Registration (9-18-2-44)	0	0	0	0
False Identity Statement (35-44-2-6)	0	0	0	0
False Informing (35-44-2-2)	0	0	0	0
Flag Desecration (35-45-1-4)	0	0	0	0
Glue Sniffing (35-46-6-2)	0	0	0	0
Habitual Disobedience of Parent, Guardian, or Custodian (Incorrigible) (31-37-2-4)	0	0	0	0
Harassment (35-45-2-2)	0	0	0	0
Home Improvement Fraud (35-43-6-12)	0	0	0	0
Illegal Consumption of Alcohol (7.1-5-7-7)	0	0	0	0
Illegal Possession of Alcohol (7.1-5-7-7)	0	0	0	0
Impairment of ID Number (35-43-7-4)	0	0	0	0
Interference with Custody (35-42-3-4)	0	0	0	0
Interfering with Law Enforcement Animal (35-46-3-11)	0	0	0	0
Invasion of Privacy (35-46-1-15.1)	0	0	0	0
Leaving Home w/o Permission of Parent, Guardian or Custodian (Runaway) (31-37-2-2)	0	0	0	0
Nitrous Oxide Distribution (35-46-6-3)	0	0	0	0
Obscene Performance (35-49-3-1)	0	0	0	0
Obstructing Medical Emergency (35-44-3-8.5)	0	0	0	0
Obstructing Traffic (35-42-2-4)	0	0	0	0
Operating Vehicle While Intoxicated (9-30-5-2)	0	0	0	1
Operating Vehicle While Intoxicated/Cntrld Sub (9-30-5-1)	0	0	0	0
Operating Vehicle w/o License (9-24-18-1)	0	0	0	0
Operating Vehicle w/o Proof of Financial (9-25-8-2)	0	0	0	0
Operating Vehicle w/o Registration/Plates (9-18-2-43)	0	0	0	0
Possession of Marijuana, Hash Oil, or Hashish (35-48-4-11)	0	0	1	2
Possession of Paraphernalia (35-48-4-8.3)	0	0	0	0
Possession of Substance Represented to be a Controlled Substance (35-48-4-4.6)	0	0	0	0
Possession, Purchase, Accepting Tobacco (35-46-1-10.5)	0	0	0	0
Probation Violation	0	0	0	0
Public Intoxication (7.1-5-1-3)	0	0	0	0
Receiving Unidentified Property (35-43-7-5)	0	0	0	0
Reckless Driving (9-21-8-52)	0	0	0	0
Refusal to Aid Officer (35-44-3-7)	0	0	0	0

LEVEL IV (cont'd)	NUMBER OF JUVENILES				
	This Month		This Calendar Year		
	Female	Male	Female	Male	
Refusal to Identify Self (34-28-5-3.5)	0	0	0	0	
Selling, Distributing, Exhibiting Obscene Material (35-49-3-1)	0	0	0	0	
Synthetic Drug	0	0	0	0	
Torture, Kill, Mutilate an Animal (35-46-3-12)	0	0	0	0	
Unauthorized Possession of Prescription (35-48-4-14)	0	0	0	0	
Unlawful Entry of Motor Vehicle (35-43-4-2.7)	0	0	0	1	
Unlawful Gambling (35-45-5-2)	0	0	0	0	
Unlawful Use of Railroad Right of Way (8-3-15-3)	0	0	0	0	
Vending Machine Vandalism (35-43-4-7)	0	0	0	0	
Violation Home Detention	0	0	0	0	
Violation Suspended Commitment to DOC	0	0	0	0	
Violation of Compulsory School Attendance Law (Truancy) (31-37-2-3)	0	0	0	0	
Voyeurism (35-45-4-5)	0	0	0	1	
Welfare Fraud (35-45-5-7)	0	0	0	0	
	Sub-Total		2	7	
GRAND TOTAL NUMBER OF JUVENILES		4	22	33	177

Indiana Department of Correction
Table 18
Juvenile Female New Commitments

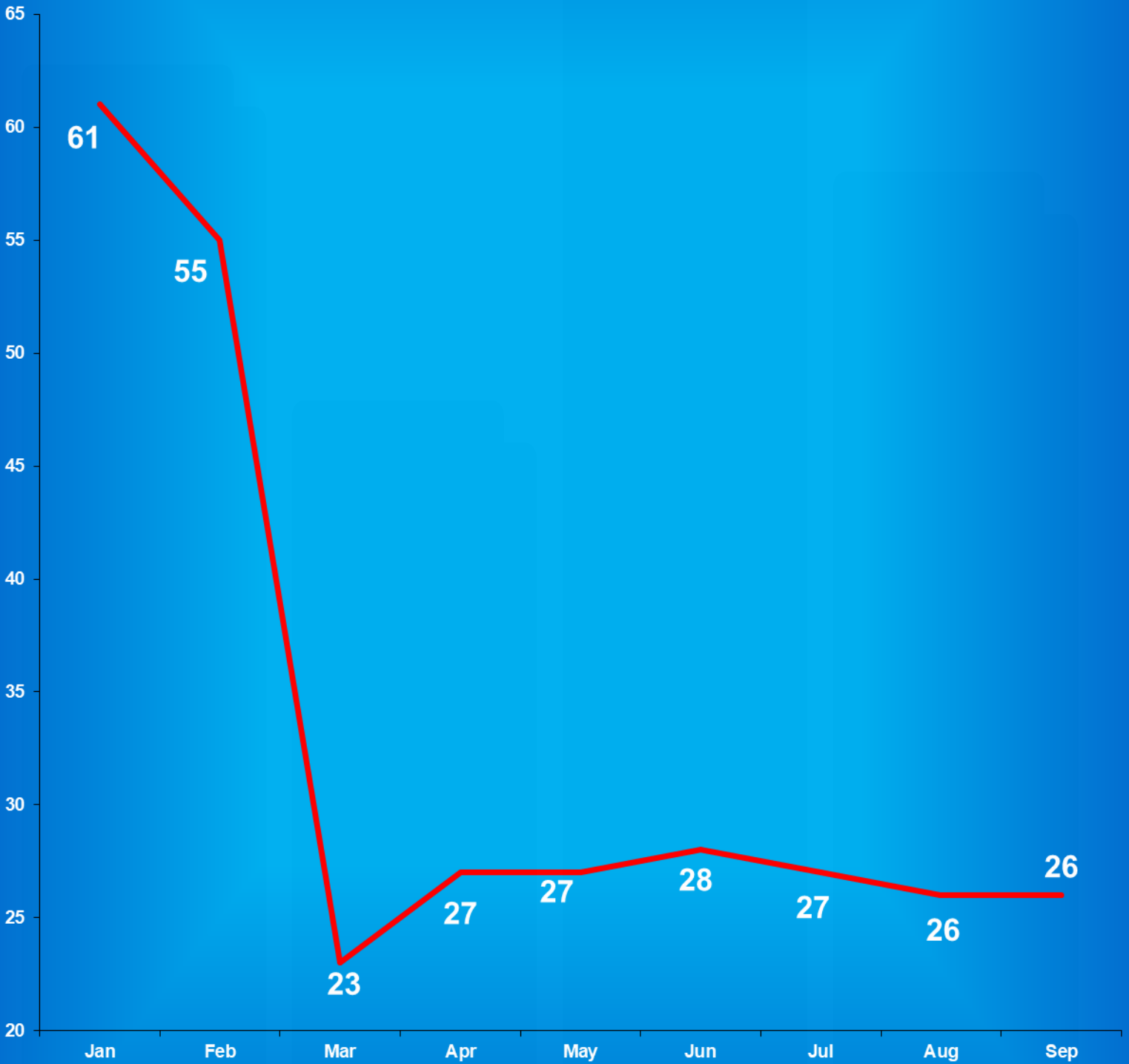
<u>Month</u>	<u>2016</u>	<u>2017</u>	<u>2018</u>	<u>2019</u>	<u>2020</u>
January	6	2	3	10	3
February	10	5	8	4	5
March	11	6	4	7	3
April	9	2	7	3	5
May	4	6	8	8	5
June	11	7	2	3	4
July	4	8	12	9	3
August	4	5	4	2	1
September	7	8	8	4	4
October	5	6	5	6	
November	6	7	8	2	
December	<u>5</u>	<u>12</u>	<u>8</u>	<u>5</u>	
TOTALS	82	74	77	63	33

Source: SAS - mnthadm4.pgm

Indiana Department of Correction

Graph G

Average Daily Juvenile Female Offender Populations
Calendar Year 2020



Indiana Department of Correction
Table 19
Juvenile Male New Commitments

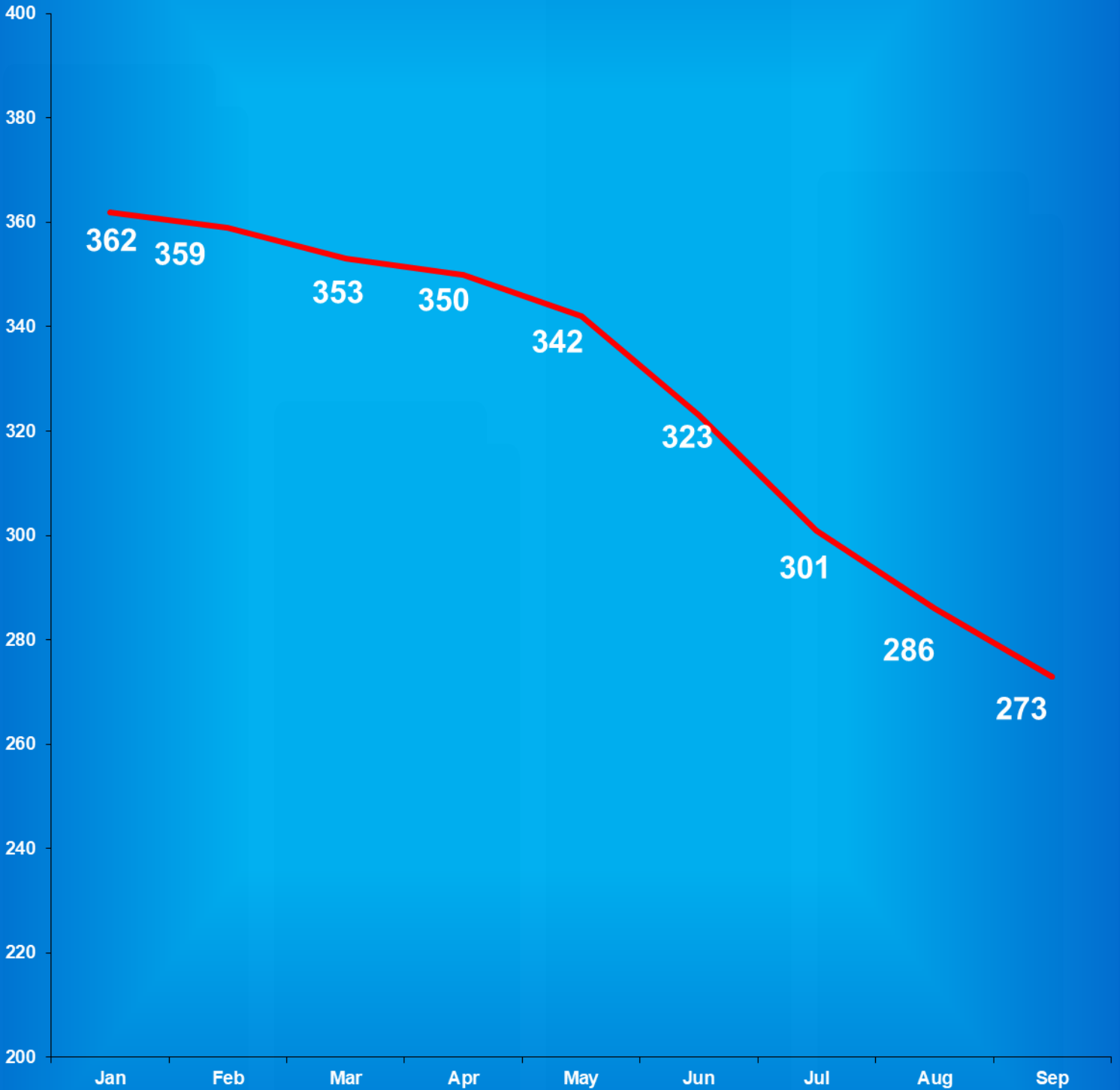
<u>Month</u>	<u>2016</u>	<u>2017</u>	<u>2018</u>	<u>2019</u>	<u>2020</u>
January	39	26	46	36	28
February	40	26	38	36	21
March	69	36	33	17	32
April	33	45	27	24	17
May	44	35	42	30	11
June	40	48	29	27	14
July	29	40	29	47	17
August	38	48	28	37	15
September	36	43	41	23	20
October	24	39	24	34	
November	28	48	34	26	
December	<u>30</u>	<u>34</u>	<u>52</u>	<u>23</u>	
TOTALS	463	450	468	360	175

Source: SAS - mnthadm4.pgm

Indiana Department of Correction

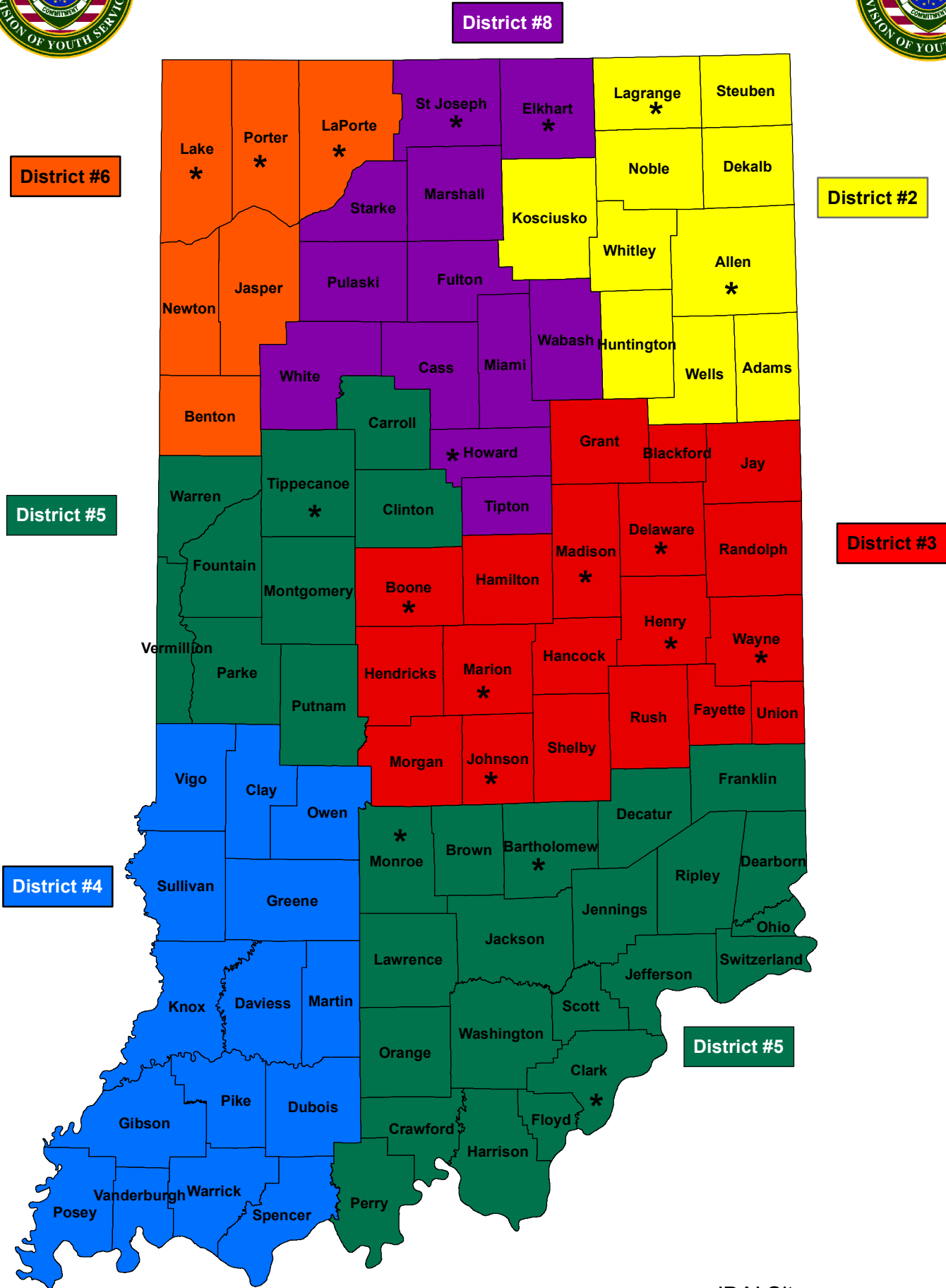
Graph H

Average Daily Juvenile Male Offender Populations
Calendar Year 2020





Juvenile Reintegration Districts



*JDAI Site

Indiana Department of Correction
Table 20
Juvenile Parole Caseload on October 01, 2020

<u>Juvenile Reintegration Districts</u>	Indiana Parolees		Other Jurisdiction		<u>Total</u>
	<u>Juvenile Male</u>	<u>Juvenile Female</u>	<u>Juvenile Male</u>	<u>Juvenile Female</u>	
<i>Interstate Compact (RD0)*</i>	1	0	11	0	<i>12</i>
			<u>District Supervision Breakdown</u> <u>as follows:</u>		
Juv Reintegration District 2	10	0	0	0	<i>10</i>
Juv Reintegration District 3	3	0	3	0	<i>6</i>
Juv Reintegration District 4	5	1	2	0	<i>8</i>
Juv Reintegration District 5	3	0	1	0	<i>4</i>
Juv Reintegration District 6	1	2	2	0	<i>5</i>
Juv Reintegration District 8	5	1	3	0	<i>9</i>
Total	28	4	11	0	43

Total Juvenile Parole Population on the First Day of Each Month

<u>Calendar Year 2020</u>	Indiana Parolees		Other Jurisdiction		<u>Total</u>
	<u>Juvenile Male</u>	<u>Juvenile Female</u>	<u>Juvenile Male</u>	<u>Juvenile Female</u>	
January	37	3	4	0	44
February	41	4	6	0	51
March	33	4	9	0	46
April	29	3	10	0	42
May	25	3	8	0	36
June	29	3	9	0	41
July	27	3	7	1	38
August	23	4	7	0	34
September	24	6	9	0	39
October	28	4	11	0	

** Includes Indiana parolees who are serving their parole in another state, as well as offenders from other States being supervised in Indiana (Interstate Compact)*

Sources:
Parole Division
SAS - juvparl2.pgm

**Indiana Department of Correction
Indiana Government Center South, Room E334
302 W. Washington Street
Indianapolis, IN 46204**

**Prepared by:
Grant Beanblossom, Data Analyst
(317) 233-4765
gbeanblossom@idoc.IN.gov**

This report and previous reports may be found at:

<http://www.in.gov/idoc/2376.htm>



CHANGING LIVES

The logo for the Indiana Department of Correction is circular, featuring a central torch and the words "EMPLOYEES", "EFFICIENCY", and "EFFECTIVENESS". The outer ring contains the text "INDIANA DEPARTMENT OF CORRECTION". To the right of the logo is a blue silhouette of the state of Indiana.

The Indiana Department of Correction advances public safety and successful re-entry through dynamic supervision, programming, and partnerships.