


# Indiana Department of Correction

## Division of Research & Technology



## Offender Population Statistical Report

- August 2017 -

Rob Carter, Commissioner

**Indiana Department of Correction  
Indiana Government Center South, Room E334  
302 W. Washington Street  
Indianapolis, IN 46204**

**Prepared by:  
Joshua Ross, Research Analyst  
(317) 233-3432  
josross@idoc.in.gov**

**This report and previous reports may be found at:**

**<http://www.in.gov/idoc/2376.htm>**



## Definitions

For the purpose of this report, the following definitions apply:

**Admission** – The means by which an offender enters the custody or jurisdiction of the Indiana Department of Correction. For this report, with the exception of the return of an escapee, this does not include a return from a temporary absence.

**Average Daily Population** – The sum of the daily beginning counts for a month, divided by that month's number of daily beginning counts.

**Beginning Count** – The number of offenders physically present at the beginning of the day (ie, 0000:01 hours).

**Class A Felony** – An offense whereby a person convicted of this felony shall be imprisoned for a fixed term of thirty years, with not more than twenty years added for aggravating circumstances, or not more than ten years subtracted for mitigating circumstances.

**Class B Felony** – An offense whereby a person convicted of this felony shall be imprisoned for a fixed term of ten years, with not more than ten years added for aggravating circumstances, or not more than four years subtracted for mitigating circumstances.

**Class C Felony** – An offense whereby a person convicted of this felony shall be imprisoned for a fixed term of four years, with not more than four years added for aggravating circumstances, or not more than two years subtracted for mitigating circumstances.

**Class D Felony** – An offense whereby a person convicted of this felony shall be imprisoned for a fixed term of one and one-half years, with not more than one and one-half years added for aggravating circumstances, or not more than one year subtracted for mitigating circumstances.

**Class 1 Felony** – An offense whereby a person convicted of this felony shall be imprisoned with a sentence range of 20-40 years, with not more than twenty years added as a habitual offender enhancement.

**Class 2 Felony** – An offense whereby a person convicted of this felony shall be imprisoned with a sentence range of 10-30 years, with not more than twenty years added as a habitual offender enhancement.

**Class 3 Felony** – An offense whereby a person convicted of this felony shall be imprisoned with a sentence range of 3-16 years, with not more than twenty years added as a habitual offender enhancement.

**Class 4 Felony** – An offense whereby a person convicted of this felony shall be imprisoned with a sentence range of 2-12 years, with not more than twenty years added as a habitual offender enhancement.

**Class 5 Felony** – An offense whereby a person convicted of this felony shall be imprisoned with a sentence range of 1-6 years, with not more than six years added as a habitual offender enhancement.

**Class 6 Felony** – An offense whereby a person convicted of this felony shall be imprisoned with a sentence range of 0.5-2.5 years, with not more than six years added as a habitual offender enhancement.

**Contracted Beds** - Those offenders who have been committed to the Indiana Department of Correction, but are housed in a local work release facility under contract of a 3rd party provider.

**County Jail "Back-ups" (Jail Bed Count)** – Those offenders who have been committed to the Indiana Department of Correction, but are housed in a county jail until they can be transferred to a Department of Correction intake facility. The county receives \$35.00 per day, per offender, to house these offenders.

**Ending Count** – The number of offenders physically present at the end of the day (ie, 2400:00 hours).

**Felon** – A person convicted in any jurisdiction who might have been imprisoned for more than one year.

**Murder** - An offense whereby a person convicted of this felony shall be imprisoned for a fixed term of fifty-five years, with not more than ten years added for aggravating circumstances, or not more than ten years subtracted for mitigating circumstances.

## Definitions Continued

**Operational Capacity** – The total bed capacity of the facility. The capacity of a facility is the number of beds authorized for safe and efficient operation of the facility.

**Pre-Dispositional** – An individual ordered by the Court to the Indiana Department of Correction for evaluation prior to sentencing.

**Release** – The means by which an offender leaves the custody or jurisdiction of the Indiana Department of Correction. For this report, with the exception of an escape, this does not include a temporary absence.

**Safekeeper** – An individual whom the Court has determined to be in imminent danger of serious bodily injury or death, or who represents a substantial threat to the safety of others, and whom the Court has ordered to the Indiana Department of Correction for custody and security control.

**Maximum Level Facilities** – Maximum security facilities have very restrictive security measures and housing is celled space.

**Medium Level Facilities** – Medium security facilities have moderate degree of security measures and housing consists of dormitories and celled space.

**Minimum Level Facilities** – Minimum Security Facilities have the least restrictive security measures and housing is dormitory style. Also included as minimum security are work release program offenders who leave the facility for outside employment but return nightly.

**Intake Facilities** – Intake facilities are designated to receive newly committed adult offenders. During the intake process each offender is evaluated through interviews, reports and diagnostic tests. This evaluation forms the basis of the offenders' facility and program assignment.

**Secure Housing Units** – Denotes maximum control with the most restrictive security measures in place.

**Vacancy** – The number of beds available for assignment.

**Juvenile Diagnostic/Walkthrough** – A Juvenile court can order a youth to the Department of Correction to be temporarily committed for not more than 14 days (excluding Saturdays, Sundays and Legal holidays) for the purpose of an evaluation. The youth must be adjudicated delinquent and the order has to be prior to disposition. The department will send a report to the court of the written findings.

## **Indiana Department of Correction Population Summary**

- There were 23,542 adult male offenders (including 267 county jail “back-ups” and 44 in contracted beds) on September 01, 2017. This population is 4% below operational bed capacity for general population.
- There were 2,352 adult female offenders (including 43 county jail “back-ups” and 17 in contracted beds) on September 01, 2017. This population is 13% below the operational bed capacity.
- There were 385 juvenile male offenders in the Department’s facilities on September 01, 2017. This population is 46% below the operational bed capacity.
- There were 35 juvenile female offenders in the Department’s facilities on September 01, 2017. This population is 79% below the operational bed capacity.
- There were 6,599 adult males on parole in Indiana (6,116 Indiana parolees and 483 other jurisdiction parolees) on September 01, 2017.
- There were 714 adult females on parole in Indiana (650 Indiana parolees and 64 other jurisdiction parolees) on September 01, 2017.
- There were 1,009 adults admitted to IDOC (859 male and 150 female) and 971 adults released from IDOC (864 male and 107 female) in August 2017.
- There were 63 juveniles admitted to IDOC (56 male and 7 female) and 67 juveniles released from IDOC (59 male and 8 female) in August 2017.

**Indiana Department of Correction  
Human Resource Report**

**August 31, 2017**

**ADULT FACILITIES**

Facility	Total Staff*	Custody Staff	Non-Custody	Vacancies	Hires - Rehires	Retired - Terminated	Inter-Agency		Contract/Vendor		
							In	Out	Aramark	Health	Education
Branchville Correctional Facility	247	175	72	26	7	13	1	0	11	31	4.0
Chain O'Lakes Correctional Facility	28	21	7	2	0	0	0	0	4	2	0.0
Correctional Industrial Facility	292	227	65	77	10	5	0	0	14	30	6.5
Edinburgh Correctional Facility	66	51	15	4	2	2	0	0	7	5	0.0
Indiana State Prison/Lakeside	494	390	104	72	12	30	1	0	24	42	0.0
Indiana Women's Prison	175	121	54	21	3	7	2	1	6	26	5.5
Indianapolis Re-Entry Educational Fac	5	4	1	93	0	0	0	0	0	9	2.5
Madison Correctional Facility	146	101	45	19	1	3	0	0	7	27	5.5
Miami Correctional Facility	442	333	109	114	7	10	0	0	26	56	10.5
New Castle Correctional Facility**	431	295	136	122	0	0	0	0	32	67	18.0
Pendleton Correctional Facility	462	343	119	59	15	11	0	0	16	45	2.5
Plainfield Correctional Facility	335	248	87	58	9	7	0	0	26	39	5.5
Putnamville Correctional Facility	446	326	120	78	11	12	5	1	18	38	9.0
Reception-Diagnostic Center	215	168	47	33	1	2	0	0	0	31	0.0
Rockville Correctional Facility	229	161	68	36	6	9	0	0	14	36	9.0
South Bend Comm. Re-Entry Center	36	25	11	6	5	7	3	3	4	2	0.0
Heritage Trail DOC Staff	23	0	23	0	0	0	0	0	0	10	2.5
Heirtage Trail GEO Staff**	138	96	42	18	0	0	0	0	0	0	0.0
Wabash Valley Correctional Facility	587	466	121	60	17	10	0	0	34	56	8.0
Westville Correctional Facility	657	494	163	112	11	10	4	0	37	82	11.5
<b>Total</b>	<b>5,454</b>	<b>4,045</b>	<b>1,409</b>	<b>1,010</b>	<b>117</b>	<b>138</b>	<b>16</b>	<b>5</b>	<b>280</b>	<b>634</b>	<b>101</b>

**JUVENILE FACILITIES**

Facility	Total Staff*	Custody Staff	Non-Custody	Vacancies	Hires - Rehires	Retired - Terminated	Inter-Agency		Contract/Vendor		
							In	Out	Aramark	Health	Education
Camp Summit	44	29	15	17	0	3	0	0	3	2	3
Logansport Intake/North Central	165	113	52	15	3	2	2	2	8	13	3
Madison Juvenile Correctional	79	63	16	18	0	3	0	0	0	0	0
Pendleton Juvenile Correctional	254	179	75	38	8	3	0	0	8	13	4
<b>Total</b>	<b>542</b>	<b>384</b>	<b>158</b>	<b>88</b>	<b>11</b>	<b>11</b>	<b>2</b>	<b>2</b>	<b>19</b>	<b>28</b>	<b>10</b>
Central Office***	<b>Total</b>	505	182	323	50	0	0	0	0	0	1.5
<b>STATE EMPLOYEE TOTAL</b>	<b>5,932</b>	<b>4,220</b>	<b>1,712</b>	<b>1,008</b>	<b>128</b>	<b>149</b>	<b>18</b>	<b>7</b>	<b>0</b>	<b>0</b>	<b>0</b>
<b>CONTRACT EMPLOYEE TOTAL</b>	<b>1,642</b>	<b>391</b>	<b>1,251</b>	<b>140</b>	<b>0</b>	<b>0</b>	<b>0</b>	<b>0</b>	<b>299</b>	<b>662</b>	<b>112</b>
<b>GRAND TOTAL</b>	<b>7,574</b>	<b>4,611</b>	<b>2,963</b>	<b>1,148</b>	<b>128</b>	<b>149</b>	<b>18</b>	<b>7</b>	<b>299</b>	<b>662</b>	<b>112</b>

\* Total Active Staff does not include those on disability, suspension, or leave with pay.

\*\* New Castle Correctional Facility and Heritage Trail are privately contracted institutions. Their hire/rehire and termination/reitre data is not provided to DOC.

\*\*\* Includes Technology Services Division, PEN Products, Staff Development and Training, and the Parole Division (counted as Custody Staff)

Note: Total staff, custody staff, non-custody staff, and vacancy data are as of the end of the month.

Hires and re-hires, retirements and terminations, intra-agency transfer in and transfer out are the total number of actions for the month.

Source: DOC Human Resource

(d)



# Offender Statistics



**Indiana Department of Correction**  
**Table 1**  
**Offender Population & Vacancy Numbers, by Facility Security Level**  
**September 1, 2017**

<b>Minimum Security - Adult MALE</b>						
	<b>August Ending Count</b>	<b>General Population Vacancies</b>	<b>Programs &amp; Treatment Vacancies</b>	<b>Segregation &amp; Infirmery Vacancies</b>	<b>Down Beds</b>	<b>Held Beds</b>
Chain O'Lakes	114	12	0	0	0	3
Edinburgh	286	56	0	0	0	2
Miami - MCA	203	1	0	0	0	0
New Castle - NCA	197	7	0	0	0	0
Pendleton - IRO	208	9	0	0	1	2
Westville - WCA	355	11	0	0	8	5
Wabash Valley - WVA	170	27	0	0	0	1
<b>Total</b>	<b>1,533</b>	<b>123</b>	<b>0</b>	<b>0</b>	<b>9</b>	<b>13</b>

<b>Re-Entry &amp; Work Release - Adult MALE</b>						
Bartholomew Co. Re-Entry	6	4	0	0	0	0
Chain O'Lakes Re-Entry	4	3	0	0	0	0
Duval Center Re-Entry	15	25	0	0	0	0
Lake Co. Re-Entry	1	9	0	0	0	0
South Bend Re-Entry	115	55	0	0	0	2
VOA/Hope Hall Re-Entry	4	16	0	0	0	0
Starke Co. PI - TC	18	0	30	0	0	0
<b>Total</b>	<b>163</b>	<b>112</b>	<b>30</b>	<b>0</b>	<b>0</b>	<b>2</b>



Table 1 (Cont.)

<b>Medium Security - Adult MALE</b>						
	<b>August Ending Count</b>	<b>General Population Vacancies</b>	<b>Programs &amp; Treatment Vacancies</b>	<b>Segregation &amp; Infirmary Vacancies</b>	<b>Down Beds</b>	<b>Held Beds</b>
Branchville	1,191	207	84	2	0	1
Correctional Industrial	1,418	21	0	2	0	8
Indiana State Prison ISO	302	79	0	0	2	2
Plainfield	1,489	47	0	9	150	1
Putnamville	1,973	82	4	8	443	0
Heritage Trail	853	12	0	0	0	3
Westville	2,385	101	74	37	308	36
New Castle	2,406	1	0	13	0	11
<b>Total</b>	<b>12,017</b>	<b>550</b>	<b>162</b>	<b>71</b>	<b>903</b>	<b>62</b>

<b>Maximum Security - Adult MALE</b>						
	<b>August Ending Count</b>	<b>General Population Vacancies</b>	<b>Programs &amp; Treatment Vacancies</b>	<b>Segregation &amp; Infirmary Vacancies</b>	<b>Down Beds</b>	<b>Held Beds</b>
Miami	2,914	47	7	1	5	10
Indiana State Prison	1,917	23	24	81	8	14
Pendleton	1,309	13	7	10	6	8
Pendleton Treatment Unit	186	0	77	0	33	2
ISR Secure Housing Unit	58	0	0	10	1	0
Reception Diag. Center	674	7	0	0	14	0
New Castle Annex	422	47	0	8	8	1
New Castle Mental Health	117	0	11	0	0	0
WCU Secure Housing Unit	105	0	0	2	3	0
Wabash Valley	1,694	21	44	10	1	15
WVS Secure Housing Unit	166	0	0	34	15	1
<b>Total</b>	<b>9,562</b>	<b>158</b>	<b>170</b>	<b>156</b>	<b>94</b>	<b>51</b>

<b>Minimum Security &amp; Re-Entry - Adult FEMALE</b>						
	<b>August Ending Count</b>	<b>General Population Vacancies</b>	<b>Programs &amp; Treatment Vacancies</b>	<b>Segregation &amp; Infirmary Vacancies</b>	<b>Down Beds</b>	<b>Held Beds</b>
Madison	573	88	0	0	0	1
Crane House	14	31	0	0	0	0
Jefferson Co. Re-Entry	16	42	0	0	0	0
Bartholomew Co. Re-Entry	0	10	0	0	0	0
Lake Co. Re-Entry	0	10	0	0	0	0
VOA/Evansville/Female	3	2	0	0	0	0
<b>Total</b>	<b>606</b>	<b>183</b>	<b>0</b>	<b>0</b>	<b>0</b>	<b>1</b>

<b>Medium Security - Adult FEMALE</b>						
Rockville	849	106	9	16	0	1
<b>Total</b>	<b>849</b>	<b>106</b>	<b>9</b>	<b>16</b>	<b>0</b>	<b>1</b>

<b>Maximum Security - Adult FEMALE</b>						
Women's Prison	612	6	10	2	0	0
Rockville Intake	242	46	0	0	0	0
<b>Total</b>	<b>854</b>	<b>52</b>	<b>10</b>	<b>2</b>	<b>0</b>	<b>0</b>

<b>JAIL BED COUNT</b>						
Adult Male	267	N/A	N/A	N/A	N/A	N/A
Adult Female	43	N/A	N/A	N/A	N/A	N/A
<b>Total</b>	<b>310</b>					

Table 1 (Cont.)

<b>JUVENILE OFFENDERS</b>
---------------------------

**Juvenile Male**

	August Ending Count	General Population Vacancies	Programs & Treatment Vacancies	Segregation & Infirmery Vacancies	Down Beds	Held Beds
Camp Summit	74	18	0	1	0	2
Logansport Juvenile Intake/Diagnostic Facility	26	58	0	8	0	0
North Central Juvenile Correctional Facility	117	57	0	0	0	0
Pendleton Juvenile Correctional Facility	168	205	0	10	0	8
<b>Total</b>	<b>385</b>	<b>338</b>	<b>0</b>	<b>19</b>	<b>0</b>	<b>10</b>

**Juvenile Female**

Madison Juvenile Correctional Facility	35	129	0	10	0	0
--	----	-----	---	----	---	---

<b>TOTALS</b>
---------------

	August Ending Count	General Population Vacancies	Programs & Treatment Vacancies	Segregation & Infirmery Vacancies	Down Beds	Held Beds
GRAND TOTAL FOR ALL ADULT MALES (Includes Jail Bed Count and Contracted Beds)	23,542	943	362	227	1,006	128
TOTAL FOR ADULT MALES IDOC FACILITIES ONLY	23,231	889	332	227	1,006	128
GRAND TOTAL FOR ALL ADULT FEMALES (Includes Jail Bed Count and Contracted Beds)	2,352	341	19	18	0	2
TOTAL FOR ADULT FEMALES IDOC FACILITIES ONLY	2,292	246	19	18	0	2
TOTAL FOR JUVENILE MALES	385	338	0	19	0	10
TOTAL FOR JUVENILE FEMALES	35	129	0	10	0	0
<b>GRAND TOTAL FOR THE DEPARTMENT (Includes Jail Bed Count and Contracted Beds)</b>	<b>26,314</b>	<b>1,751</b>	<b>381</b>	<b>274</b>	<b>1,006</b>	<b>140</b>
<b>GRAND TOTAL FOR THE DEPARTMENT (Excludes Jail Bed Count and Contracted Beds)</b>	<b>25,943</b>	<b>1,602</b>	<b>351</b>	<b>274</b>	<b>1,006</b>	<b>140</b>

Sources: Planning Division Facility Body Count Report  
 Planning Division Juvenile Daily Count Report  
 OIS - Jail Bed Count  
 Operational Support Services - Vacancy Report

**Indiana Department of Correction**  
**Table 2**  
**Operational Capacity Compared to Population, by Facility**  
**September 1, 2017**

<b>Minimum Security - Adult MALE</b>					
	<b>July</b>	<b>August</b>	<b>August</b>	<b>August</b>	<b>Percent +/-</b>
	<b>Operational</b>	<b>Operational</b>	<b>Adjusted</b>	<b>Ending</b>	<b>Capacity</b>
	<b>Capacity</b>	<b>Capacity</b>	<b>Operational</b>	<b>Count</b>	
			<b>Capacity*</b>		
Chain O'Lakes	129	129	126	114	-10%
Edinburgh	344	344	342	286	-16%
Miami - MCA	204	204	204	203	0%
New Castle - NCA	204	204	204	197	-3%
Pendleton - IRO	220	220	217	208	-4%
Westville - WCA	379	379	366	355	-3%
Wabash Valley - WVA	198	198	197	170	-14%
<b>Total</b>	<b>1,678</b>	<b>1,678</b>	<b>1,656</b>	<b>1,533</b>	<b>-7%</b>

<b>Re-Entry &amp; Work Release - Adult MALE</b>					
Bartholomew Co. Re-Entry	10	10	10	6	-40%
Chain O'Lakes Re-Entry	7	7	7	4	-43%
Duvall Center Re-Entry	40	40	40	15	-63%
Lake Co. Re-Entry	10	10	10	1	-90%
South Bend Re-Entry	172	172	170	115	-32%
VOA/Hope Hall Re-Entry	20	20	20	4	-80%
Starke Co. PI - TC	<u>48</u>	<u>48</u>	<u>18</u>	18	<u>0%</u>
<b>Total</b>	<b>307</b>	<b>307</b>	<b>275</b>	<b>163</b>	<b>-41%</b>

Table 2 (Cont.)

<b>Medium Security - Adult MALE</b>					
	July	August	August	August	
	Operational	Operational	Adjusted	Ending	Percent +/-
	Capacity	Capacity	Operational	Count	Capacity
			Capacity*		
Branchville	1,485	1,485	1398	1,191	-15%
Correctional Industrial	1,449	1,449	1439	1,418	-1%
Indiana State Prison ISO	385	385	381	302	-21%
Plainfield	1,696	1,696	1536	1,489	-3%
Putnamville	2,510	2,510	2055	1,973	-4%
Heritage Trail	868	868	865	853	-1%
Westville	2,941	2,941	2486	2,385	-4%
New Castle	<u>2,431</u>	<u>2,431</u>	<u>2407</u>	<u>2,406</u>	<u>0%</u>
<b>Total</b>	<b>13,765</b>	<b>13,765</b>	<b>12,567</b>	<b>12,017</b>	<b>-4%</b>

<b>Maximum Security - Adult MALE</b>					
	July	August	August	August	
	Operational	Operational	Adjusted	Ending	Percent +/-
	Capacity	Capacity	Operational	Count	Capacity
			Capacity*		
Miami	2,984	2984	2961	2,914	-2%
Indiana State Prison	2,067	2067	1940	1,917	-1%
Pendleton	1,353	1353	1322	1,309	-1%
Pendleton Treatment Unit	298	298	186	186	0%
ISR Secure Housing Unit	69	69	58	58	0%
Reception Diag. Center	695	695	681	674	-1%
New Castle Annex	486	486	469	422	-10%
New Castle Mental Health	128	128	117	117	0%
WCU Secure Housing Unit	110	110	105	105	0%
Wabash Valley	1,785	1785	1715	1,694	-1%
WVS Secure Housing Unit	<u>216</u>	<u>216</u>	<u>166</u>	<u>166</u>	<u>0%</u>
<b>Total</b>	<b>10,191</b>	<b>10,191</b>	<b>9,720</b>	<b>9,562</b>	<b>-2%</b>

<b>Minimum Security &amp; Re-Entry - Adult FEMALE</b>					
	July	August	August	August	
	Operational	Operational	Adjusted	Ending	Percent +/-
	Capacity	Capacity	Operational	Count	Capacity
			Capacity*		
Madison	662	662	661	573	-13%
Crane House	45	45	45	14	-69%
Jefferson Co. Re-Entry	58	58	58	16	-72%
Bartholomew Co. Re-Entry	10	10	10	0	-100%
Lake Co. Re-Entry	10	10	10	0	-100%
VOA/Evansville/Female	<u>5</u>	<u>5</u>	<u>5</u>	<u>3</u>	<u>-40%</u>
<b>Total</b>	<b>790</b>	<b>790</b>	<b>789</b>	<b>606</b>	<b>-23%</b>

<b>Medium Security - Adult FEMALE</b>					
Rockville	<u>981</u>	<u>981</u>	<u>955</u>	849	-11%
<b>Total</b>	<b>981</b>	<b>981</b>	<b>955</b>	<b>849</b>	<b>-11%</b>

<b>Maximum Security - Adult FEMALE</b>					
Women's Prison	631	631	618	612	-1%
Rockville Intake	<u>288</u>	<u>288</u>	<u>288</u>	<u>242</u>	<u>0%</u>
<b>Total</b>	<b>919</b>	<b>919</b>	<b>906</b>	<b>854</b>	<b>-6%</b>

<b>JAIL BED COUNT**</b>					
Adult Male	225	267	267	267	0%
Adult Female	<u>33</u>	<u>43</u>	<u>43</u>	<u>43</u>	<u>0%</u>
<b>Total</b>	<b>258</b>	<b>310</b>	<b>310</b>	<b>310</b>	<b>0%</b>

Table 2 (Cont.)

<b>JUVENILE OFFENDERS</b>
---------------------------

<b>Juvenile Male</b>					
	<b>July</b>	<b>August</b>	<b>August</b>	<b>August</b>	<b>Percent +/-</b>
	<b>Operational</b>	<b>Operational</b>	<b>Operational</b>	<b>Ending</b>	<b>Capacity</b>
	<b>Capacity</b>	<b>Capacity</b>	<b>Capacity*</b>	<b>Count</b>	
Camp Summit	95	95	92	74	-20%
Logansport Juvenile Intake/Diagnostic Facility	92	92	84	26	-69%
North Central Juvenile Correctional Facility	174	174	174	117	-33%
Pendleton Juvenile Correctional Facility	<u>391</u>	<u>391</u>	<u>373</u>	168	<u>-55%</u>
<b>Total</b>	<b>752</b>	<b>752</b>	<b>718</b>	<b>385</b>	<b>-46%</b>

<b>Juvenile Female</b>					
	<b>July</b>	<b>August</b>	<b>August</b>	<b>August</b>	<b>Percent +/-</b>
	<b>Operational</b>	<b>Operational</b>	<b>Operational</b>	<b>Ending</b>	<b>Capacity</b>
	<b>Capacity</b>	<b>Capacity</b>	<b>Capacity*</b>	<b>Count</b>	
Madison Juvenile Correctional Facility	174	174	164	35	-79%

<b>TOTALS</b>					
	<b>July</b>	<b>August</b>	<b>August</b>	<b>August</b>	<b>Percent +/-</b>
	<b>Operational</b>	<b>Operational</b>	<b>Operational</b>	<b>Ending</b>	<b>Capacity</b>
	<b>Capacity</b>	<b>Capacity</b>	<b>Capacity*</b>	<b>Count</b>	
GRAND TOTAL FOR ALL ADULT MALES (Includes Jail Bed Count and Contracted Beds)	26,166	26,208	24,485	23,542	-4%
TOTAL FOR ADULT MALES IDOC FACILITIES ONLY	25,813	25,813	24,120	23,231	-4%
GRAND TOTAL FOR ALL ADULT FEMALES (Includes Jail Bed Count and Contracted Beds)	2,723	2,733	2,693	2,352	-13%
TOTAL FOR ADULT FEMALES IDOC FACILITIES ONLY	2,620	2,620	2,580	2,292	-11%
TOTAL FOR JUVENILE MALES	752	752	718	385	-46%
TOTAL FOR JUVENILE FEMALES	174	174	164	35	-79%
<b>GRAND TOTAL FOR THE DEPARTMENT</b> (Includes Jail Bed Count** and Contracted Beds)	<b>29,815</b>	<b>29,867</b>	<b>28,060</b>	<b>26,314</b>	<b>-6%</b>
<b>GRAND TOTAL FOR THE DEPARTMENT</b> (Excludes Jail Bed Count and Contracted Beds)	<b>29,359</b>	<b>29,359</b>	<b>27,582</b>	<b>25,943</b>	<b>-6%</b>

\*Adjusted Operational Capacity includes Intake Beds and excludes Down, Held, and Segregation/Infirmary, and Program/Treatment Hold Beds

\*\*Jail Bed Counts - IDOC offender Jail Bed holding is demand-based, therefore Jail Bed Percent Capacity is always 0%. Jail Bed Operational Capacity is determined by each county's availability and fluctuates from month to month.

Sources: Planning Division Facility Body Count Report  
 Planning Division Juvenile Daily Count Report  
 OIS - Jail Bed Count  
 Operational Support Services - Vacancy Report

## Indiana Department of Correction

### Table 3

#### Facility Population on the First Day of Each Month (Excludes County Jail "Back-ups" & Contracted Beds)

<b><u>2016</u></b>	<b><u>Adult Male</u></b>	<b><u>Adult Female</u></b>	<b><u>Juvenile Male</u></b>	<b><u>Juvenile Female</u></b>	<b><u>Total</u></b>
January	24,222	2,364	399	57	27,042
February	23,855	2,375	403	50	26,683
March	23,650	2,364	389	48	26,451
April	23,594	2,435	408	44	26,481
May	23,552	2,299	399	46	26,296
June	23,366	2,245	379	43	26,033
July	23,189	2,202	379	48	25,818
August	23,089	2,214	375	51	25,729
September	23,026	2,184	368	44	25,622
October	23,145	2,167	377	50	25,739
November	23,075	2,137	365	48	25,625
December	22,995	2,116	376	49	25,536

<b><u>2017</u></b>	<b><u>Adult Male</u></b>	<b><u>Adult Female</u></b>	<b><u>Juvenile Male</u></b>	<b><u>Juvenile Female</u></b>	<b><u>Total</u></b>
January	22,939	2,106	364	45	25,454
February	22,847	2,132	359	39	25,377
March	22,893	2,142	352	38	25,425
April	23,034	2,150	368	37	25,589
May	22,982	2,164	385	35	25,566
June	23,001	2,207	378	36	25,622
July	23,056	2,216	402	38	25,712
August	23,101	2,224	391	36	25,752
September	23,231	2,292	385	35	25,943

**Indiana Department of Correction**  
**Table 4**  
**Parole Caseload on September 01, 2017**

<u>Parole District</u>	<b>Indiana Parolees</b>		<b>Other Jurisdiction</b>		<u>Total</u>
	<u>Adult Male</u>	<u>Adult Female</u>	<u>Adult Male</u>	<u>Adult Female</u>	
<i>Interstate Compact (PD0)*</i>	482	62	483	64	1,091
	<u>District Supervision Breakdown as follows:</u>				
Re-Entry Parole (PD1)	375	52	27	3	457
Fort Wayne (PD2)	716	80	42	4	842
Indianapolis (PD3)	1472	132	87	5	1,696
Evansville (P4A)	449	26	30	4	509
Terre Haute (P4B)	471	56	27	6	560
Bloomington (PD5)	352	59	28	4	443
Gary (PD6)	568	44	75	10	697
New Castle (PD7)	611	83	42	7	743
South Bend (PD8)	789	73	73	6	941
Madison (PD9)	313	45	52	15	425
<b>Total</b>	<b>6,598</b>	<b>712</b>	<b>483</b>	<b>64</b>	<b>7,857</b>

**Total Parole Population on the First Day of Each Month**

<u>Calendar Year 2017</u>	<b>Indiana Parolees</b>		<b>Other Jurisdiction</b>		<u>Total</u>
	<u>Adult Male</u>	<u>Adult Female</u>	<u>Adult Male</u>	<u>Adult Female</u>	
January	7,553	900	456	56	8,965
February	7,401	870	475	54	8,800
March	7,202	826	472	54	8,554
April	7,060	815	495	62	8,432
May	7,044	776	489	60	8,369
June	6,947	766	493	65	8,271
July	6,828	749	491	65	8,133
August	6,744	758	487	65	8,054
September	6,598	712	483	64	7,857

\* Includes Indiana parolees who are serving their parole in another state, as well as offenders from other States being supervised in Indiana (Interstate Compact)

Sources: Juvenile Services  
Parole Division



# Adult Offender Statistics





**Indiana Department of Correction**  
**Table 5**  
**Monthly Admissions and Releases - Adult Offenders**  
(Includes County Jail "Back-ups" & Contracted Beds)

**August 2017**

<b>ADMISSIONS</b>	<b>Male</b>	<b>Female</b>
New Commitments	365	57
Parole Violators - New Commits	45	1
Parole Violators - Technical	173	18
Unsentenced (Safekeepers)	2	0
Return from Escape - Secure Facility	1	0
Return from Escape - Non-Secure Facility	1	1
Return from Escape - CTP Absconds	0	0
Court Supervision Violators - New Commits	109	28
Court Supervision Violators - Technical	147	45
Return from CTP - New Commits	0	0
Return from CTP - Technical	16	0
Unknown (Missing Data)	0	0
<b>TOTAL ADMISSIONS</b>	<b>859</b>	<b>150</b>
 <b>RELEASES</b>		
Parole	433	40
Probation	258	39
Escape - Secure Facility	0	0
Walk-Away - Non-Secure Facility	0	1
Discharged	66	12
Unsentenced Discharged	4	0
Other (i.e. Death)	3	0
Community Transition Program (CTP)	95	15
CTP Absconds	5	0
Unknown (Missing Data)	0	0
<b>TOTAL RELEASES</b>	<b>864</b>	<b>107</b>

*Of the 365 new commitments of male felons, 182 (49.9%) had a prior commitment.  
Of the 57 new commitments of female felons, 17 (29.8%) had a prior commitment.*

*Effective July 1, 1999, misdemeanants are to be committed to DOC only under special circumstances (IC 11-12-6)*

Sources: SAS - prsadm8.pgm, SAS - prisrel8.pgm

**Indiana Department of Correction  
Table 6  
New Admissions by County of Commitment - Adult Offenders**

August 2017

County	Felony Level												Total	County	Felony Level												Total	
	Murder	FA	FB	FC	FD	F1	F2	F3	F4	F5	F6	Other*			Murder	FA	FB	FC	FD	F1	F2	F3	F4	F5	F6	Other*		
Adams	0	0	0	0	0	0	0	0	0	1	0	0	1	Madison	0	1	5	4	0	0	2	3	4	11	4	0	34	
Allen	0	0	4	6	4	0	1	4	4	19	3	0	45	Marion	3	5	21	7	1	3	13	25	19	52	9	0	158	
Bartholomew	0	0	0	0	0	0	0	1	0	1	1	0	3	Marshall	0	0	2	1	0	0	0	0	1	0	0	0	4	
Benton	0	0	0	0	0	0	0	0	0	0	0	0	0	Martin	0	0	0	0	0	0	0	0	1	0	1	0	2	
Blackford	0	0	1	0	0	0	0	0	0	1	0	0	2	Miami	0	0	0	0	0	0	0	0	0	2	0	0	2	
Boone	0	0	0	0	0	0	0	1	0	1	0	0	2	Monroe	1	0	1	1	2	0	0	0	0	3	0	0	8	
Brown	0	0	0	0	0	0	0	0	0	0	0	0	0	Montgomery	0	0	0	0	0	0	0	0	1	1	5	0	7	
Carrroll	0	0	0	0	1	0	0	0	0	3	0	0	4	Morgan	0	0	1	1	0	0	0	0	2	0	0	0	4	
Cass	0	0	2	0	1	0	0	0	0	4	0	0	7	Newton	0	0	0	0	0	0	0	0	1	1	2	0	4	
Clark	0	0	0	1	0	0	1	0	2	1	1	0	6	Noble	0	0	4	1	0	0	1	0	0	1	0	0	7	
Clay	0	0	1	0	0	0	0	0	0	2	1	0	4	Ohio	0	0	1	0	0	0	0	0	0	0	1	0	2	
Clinton	0	0	2	1	1	0	0	0	0	6	2	0	12	Orange	0	1	0	1	0	0	0	0	1	9	0	0	12	
Crawford	0	0	0	0	0	0	0	0	0	1	0	0	1	Owen	0	0	0	0	0	0	0	1	0	1	0	0	2	
Daviess	0	0	0	1	0	0	1	1	1	2	1	0	7	Parke	0	0	0	0	0	0	0	0	0	0	0	0	0	0
Dearborn	0	1	5	4	1	0	0	1	1	2	1	0	16	Perry	0	0	0	0	0	0	0	0	0	1	0	0	1	
Decatur	0	0	0	1	0	0	0	1	2	4	2	0	10	Pike	0	0	0	0	1	0	0	0	0	2	0	0	3	
DeKalb	0	0	0	0	0	0	0	0	0	2	2	0	4	Porter	0	0	1	0	1	0	0	1	1	2	1	0	7	
Delaware	1	0	1	1	1	0	0	0	4	3	2	0	13	Posey	0	0	0	0	0	0	0	0	3	5	0	0	8	
Dubois	0	0	0	0	0	0	0	0	0	4	1	0	5	Pulaski	0	0	0	0	0	0	0	0	0	0	0	0	0	
Elkhart	0	0	1	4	4	0	2	2	1	4	5	0	23	Putnam	0	0	0	1	0	0	0	1	1	0	0	0	3	
Fayette	0	0	1	0	0	0	0	1	0	1	2	0	5	Randolph	0	0	0	0	0	0	0	0	1	0	0	0	1	
Floyd	0	0	0	0	0	0	0	0	0	3	1	0	4	Ripley	0	0	0	1	1	0	0	1	1	1	2	0	7	
Fountain	0	0	0	0	0	0	0	0	0	1	0	0	1	Rush	0	0	0	0	0	0	0	0	0	0	1	0	1	
Franklin	0	0	1	0	0	1	0	0	1	0	0	0	3	St. Joseph	2	0	2	2	0	1	0	2	2	6	1	0	18	
Fulton	0	1	0	0	0	0	0	0	0	1	1	0	3	Scott	1	0	0	1	0	0	0	0	4	6	1	0	13	
Gibson	0	0	0	1	0	0	0	0	1	1	0	0	3	Shelby	0	0	0	0	0	0	0	0	0	5	4	0	9	
Grant	0	0	0	0	0	0	1	0	5	2	4	0	12	Spencer	0	0	0	0	1	0	0	0	0	0	1	0	2	
Greene	0	0	1	0	0	0	1	0	2	3	1	0	8	Starke	0	0	1	0	0	0	0	0	0	0	0	0	1	
Hamilton	0	0	2	0	0	0	0	2	1	2	6	0	13	Steuben	0	1	0	0	0	0	0	0	0	0	0	0	1	
Hancock	1	0	1	1	0	0	0	0	2	7	1	0	13	Sullivan	0	0	0	0	0	1	0	0	0	0	0	0	1	
Harrison	0	0	0	0	0	0	0	0	0	1	0	0	1	Switzerland	0	0	0	0	0	0	0	0	0	0	0	0	0	
Hendricks	0	0	0	0	0	0	0	0	1	0	0	0	1	Tippecanoe	0	1	8	3	3	0	1	1	2	3	3	1	26	
Henry	0	1	1	0	0	0	0	0	0	1	1	0	4	Tipton	0	0	0	0	0	0	0	0	0	0	1	0	1	
Howard	0	0	3	0	3	1	0	0	0	3	0	0	10	Union	0	0	0	0	0	0	0	0	0	0	0	0	0	
Huntington	0	0	0	0	0	0	0	0	1	0	0	0	1	Vanderburgh	0	0	0	1	1	4	2	3	4	16	5	0	36	
Jackson	0	0	0	0	0	1	2	2	0	0	1	0	6	Vermillion	0	0	1	1	0	0	0	0	0	1	1	0	4	
Jasper	0	0	1	0	0	0	2	0	0	1	0	0	4	Vigo	2	0	2	0	0	1	0	0	2	5	1	0	13	
Jay	0	0	1	0	0	0	0	0	0	1	0	0	2	Wabash	0	0	3	0	1	0	0	0	1	4	1	0	10	
Jefferson	0	0	0	0	0	0	0	1	0	0	1	0	2	Warren	0	0	0	0	0	0	0	0	0	0	0	0	0	
Jennings	0	0	0	0	0	0	0	0	0	1	0	0	1	Warrick	0	0	0	0	0	0	0	0	2	0	0	0	2	
Johnson	0	0	0	1	1	1	0	0	1	6	4	0	14	Washington	0	0	1	0	0	0	0	0	0	1	0	0	2	
Knox	0	0	0	0	0	0	0	0	0	0	1	0	1	Wayne	0	0	1	0	0	0	0	2	1	4	1	0	9	
Kosciusko	0	0	0	0	1	0	1	0	0	6	1	0	9	Wells	0	0	1	0	0	0	0	0	0	0	1	1	3	
LaGrange	0	0	0	0	0	0	1	0	0	1	0	0	2	White	0	0	0	0	0	0	0	0	0	0	0	0	0	
Lake	0	0	0	1	0	0	0	1	1	3	0	0	6	Whitley	0	0	1	0	0	0	0	0	1	1	0	0	3	
LaPorte	0	0	1	1	0	1	0	1	5	4	0	0	13	Unknown	0	0	0	0	0	0	0	0	0	0	0	0	7	
Lawrence	0	0	0	1	0	0	0	0	1	1	4	0	7	Totals	11	12	87	51	30	15	32	59	93	255	98	9	752	

Data based on Most Serious Offense and includes only New- and Rec commitments.  
Parole violators are not included.

\*\*Other\* may include missing, habitual offense, contempt of court, or misdemeanor.

\*\*\*Unknown\*\* represents offenders who were sentenced to DOC, but County of Commitment data was unavailable.

Source: Prsadm7.pgm

**Indiana Department of Correction**

**Table 7**

**Release Type by County of Commitment - Adult Offenders**

**August 2017**

County	Release Type				Total	County	Release Type				Total
	Parole	Probation	Discharged	CTP			Parole	Probation	Discharged	CTP	
Adams	4	2	0	0	6	Madison	17	12	2	8	39
Allen	22	8	3	6	39	Marion	126	60	20	22	228
Bartholomew	6	2	0	1	9	Marshall	2	1	0	1	4
Benton	0	2	1	0	3	Martin	1	0	0	0	1
Blackford	2	3	0	0	5	Miami	3	2	2	0	7
Boone	1	1	0	0	2	Monroe	10	1	2	2	15
Brown	2	0	0	0	2	Montgomery	7	4	0	0	11
Carroll	0	1	0	0	1	Morgan	4	0	0	3	7
Cass	2	4	1	3	10	Newton	0	1	0	0	1
Clark	2	6	0	0	8	Noble	2	2	0	0	4
Clay	1	0	0	0	1	Ohio	0	2	0	0	2
Clinton	1	5	2	0	8	Orange	2	1	0	0	3
Crawford	0	0	0	0	0	Owen	1	1	0	0	2
Daviess	1	2	2	0	5	Parke	1	1	0	1	3
Dearborn	4	6	1	0	11	Perry	1	1	0	0	2
Decatur	4	2	1	2	9	Pike	0	2	0	1	3
DeKalb	2	0	1	0	3	Porter	4	1	0	1	6
Delaware	7	4	1	0	12	Posey	4	1	0	0	5
Dubois	0	0	0	0	0	Pulaski	1	0	0	0	1
Elkhart	12	17	0	4	33	Putnam	1	0	1	0	2
Fayette	2	3	3	6	14	Randolph	1	2	0	1	4
Floyd	8	2	2	1	13	Ripley	5	2	1	0	8
Fountain	0	1	1	0	2	Rush	2	0	0	1	3
Franklin	1	5	1	0	7	St. Joseph	11	11	1	1	24
Fulton	3	1	0	0	4	Scott	3	4	1	0	8
Gibson	3	1	0	0	4	Shelby	8	1	1	1	11
Grant	6	5	0	3	14	Spencer	1	0	0	0	1
Greene	1	2	0	0	3	Starke	1	0	0	0	1
Hamilton	9	5	2	0	16	Steuben	2	1	0	0	3
Hancock	3	2	2	2	9	Sullivan	3	1	0	0	4
Harrison	3	3	0	0	6	Switzerland	0	0	1	0	1
Hendricks	6	6	0	0	12	Tippecanoe	6	15	0	3	24
Henry	1	2	1	1	5	Tipton	1	0	0	0	1
Howard	7	3	2	3	15	Union	0	0	0	0	0
Huntington	4	2	0	0	6	Vanderburgh	11	7	3	14	35
Jackson	7	1	0	1	9	Vermillion	3	2	0	0	5
Jasper	1	1	1	0	3	Vigo	6	6	1	3	16
Jay	2	5	0	0	7	Wabash	6	4	1	1	12
Jefferson	5	0	0	1	6	Warren	0	1	0	0	1
Jennings	3	1	1	0	5	Warrick	1	0	0	0	1
Johnson	13	4	3	0	20	Washington	2	4	0	0	6
Knox	1	1	0	1	3	Wayne	9	5	4	1	19
Kosciusko	7	1	0	1	9	Wells	4	3	0	0	7
LaGrange	2	1	1	0	4	White	2	0	0	0	2
Lake	15	2	2	6	25	Whitley	2	1	0	0	3
LaPorte	8	6	1	1	16	Unknown	1	2	4	0	7
Lawrence	2	1	1	2	6	<b>Totals</b>	<b>474</b>	<b>297</b>	<b>82</b>	<b>110</b>	<b>963</b>

This data excludes Temporary Moves, Safekeepers, Predispositions, Escapes, Deaths, releases from CTP and releases from Out of State Parole.

\*"Unknown" represents offenders who were sentenced to DOC, but County of Commitment data was unavailable.

Source: prisrel7.pgm

# Indiana Department of Correction

## Table 8

### The Number of Department of Correction Offenders Held in County Jails\*

September 01 , 2017

<u>County</u>	<u>Adult Male</u>	<u>Adult Female</u>	<u>County</u>	<u>Adult Male</u>	<u>Adult Female</u>	<u>County</u>	<u>Adult Male</u>	<u>Adult Female</u>
Adams	1	0	Hendricks	3	1	Pike	0	0
Allen	19	0	Henry**	0	1	Porter	7	0
Bartholomew	1	0	Howard	3	2	Posey	0	0
Benton	1	0	Huntington	0	0	Pulaski**	0	0
Blackford**	2	1	Jackson	1	0	Putnam**	6	0
Boone	1	0	Jasper	1	0	Randolph	1	0
Brown	0	0	Jay	0	0	Ripley	1	2
Carroll	1	0	Jefferson	7	0	Rush	1	0
Cass	1	0	Jennings	7	0	St. Joseph	17	3
Clark	6	0	Johnson	0	0	Scott	7	0
Clay	1	0	Knox**	1	0	Shelby	2	1
Clinton	9	1	Kosciusko	3	1	Spencer**	3	0
Crawford**	1	0	LaGrange	3	0	Starke	0	0
Daviess	2	0	Lake	20	2	Steuben	0	0
Dearborn	2	1	LaPorte	1	0	Sullivan	1	0
Decatur	2	2	Lawrence	0	1	Switzerland	0	0
DeKalb	0	0	Madison	4	1	Tippecanoe	8	3
Delaware	2	0	Marion	12	4	Tipton	0	0
Dubois	0	0	Marshall	4	0	Union	0	0
Elkhart	5	4	Martin	1	0	Vanderburgh	12	3
Fayette	1	0	Miami	11	0	Vermillion	0	0
Floyd	1	0	Monroe	1	0	Vigo	4	0
Fountain	0	0	Montgomery	0	0	Wabash	4	0
Franklin	1	0	Morgan	2	0	Warren	0	0
Fulton	1	1	Newton	0	0	Warrick	1	2
Gibson	0	0	Noble	3	1	Washington	2	0
Grant	8	2	Ohio	0	1	Wayne	10	1
Greene	2	0	Orange**	10	0	Wells**	0	0
Hamilton	7	0	Owen	0	1	White	0	0
Hancock	1	0	Parke	3	0	Whitley	0	0
Harrison**	0	0	Perry	0	0	<b>Total</b>	<b>267</b>	<b>43</b>

\* Data is based on known frequencies reported by the counties, some county data may be missing

\*\* County Jail Substance Abuse Programs



**Indiana Department of Correction**  
**Table 9**  
**Community Transition Program**  
**Average Daily Populations**

<u>Month</u>	<u>2013</u>	<u>2014</u>	<u>2015</u>	<u>2016</u>	<u>2017</u>
January	493	521	457	518	465
February	475	511	442	480	475
March	511	492	468	492	475
April	510	470	529	518	481
May	509	496	549	499	487
June	522	504	539	469	481
July	533	494	539	491	445
August	495	475	559	496	421
September	513	479	538	509	
October	527	484	564	478	
November	558	482	528	470	
December	<u>544</u>	<u>475</u>	<u>522</u>	<u>461</u>	
<b>YEARLY AVERAGE</b>	<b>516</b>	<b>490</b>	<b>519</b>	<b>490</b>	<b>466</b>

Source: CTP Database and OIS Warmbody

**Indiana Department Of Correction**  
**Table 10**  
**Community Transition Program**  
**August 2017 Release Information (Felony Level A-D)**

<b>Total number of offenders eligible to be released during July 2017 =</b>		<b>316</b>
Felony A and B total =	216	
Felony C total =	91	
Felony D total =	9	
Murder =	0	
<b>Total number of offenders transitioned to counties for CTP =</b>		<b>68</b>
By default (lack of response from judge)		
Felony A or B =	0	
Felony C =	8	
Felony D =	1	
By approval by court order from judge		
Felony A or B =	48	
Felony C =	10	
Felony D =	1	
Murder =	0	
<b>Total number of offenders transitioned to counties then returned to DOC due to refusal (court ordered denial upon receipt of offender) =</b>		<b>0</b>
<b>Total number of court ordered denials =</b>		<b>183</b>
Felony A or B =	110	
Felony C =	67	
Felony D =	6	
Murder =	0	
<b>Total number of Felony A or B, or Murder denials by default (no response from judge) =</b>		<b>42</b>
<b>Total number of offenders who became ineligible after eligibility determined but prior to CTP commencement date (reasons include change in Earliest Possible Release Date, change in warrant status, released to probation or to parole, other miscellaneous) =</b>		<b>23</b>
Felony A or B =	16	
Felony C =	6	
Felony D =	1	
Murder =	0	

**Indiana Department Of Correction**  
**Table 10**  
**Community Transition Program**  
**August 2017 Release Information (Felony Level 1-6)**

<b>Total number of offenders eligible to be released during July 2017 =</b>	<b>129</b>
Felony 1 and 2 total =	0
Felony 3 and 4 total =	41
Felony 5 and 6 total =	88
<b>Total number of offenders transitioned to counties for CTP =</b>	<b>46</b>
By default (lack of response from judge)	
Felony 1 and 2 total	0
Felony 3 and 4 total :	0
Felony 5 and 6 total :	8
By approval by court order from judge	
Felony 1 and 2 total	0
Felony 3 and 4 total :	12
Felony 5 and 6 total :	26
<b>Total number of offenders transitioned to counties then returned to DOC due to refusal (court ordered denial upon receipt of offender) =</b>	<b>0</b>
<b>Total number of court ordered denials =</b>	<b>69</b>
Felony 1 and 2 total =	5
Felony 3 and 4 total =	18
Felony 5 and 6 total =	46
<b>Total number of Felony 1 or 2 denials by default (no response from judge) =</b>	<b>0</b>
<b>Total number of offenders who became ineligible after eligibility determined but prior to CTP commencement date (reasons include change in Earliest Possible Release Date, change in warrant status, released to probation or to parole, other miscellaneous) =</b>	<b>10</b>
Felony 1 and 2 total =	0
Felony 3 and 4 total =	2
Felony 5 and 6 total =	8



Indiana Department of Correction  
Table 11  
Total Number of Felony Offenses  
Committed to the Indiana Department of Correction

August 2017

Felony Level	Primary Offense	Secondary Offense	Aug-17		This Calendar Year	
			SEX		SEX	
			F	M	F	M
Murder	Murder (35-42-1-1)	Firearm Enhancement (35-50-2-11)	-	12	4	64
Murder Total			-	12	4	66

Felony Level	Primary Offense	Secondary Offense	Aug-17		This Calendar Year	
			SEX		SEX	
			F	M	F	M
A Felony	Burglary (35-43-2-1)		-	-	-	2
	Child Molesting (35-42-4-3)		-	1	-	66
	Criminal Deviate Conduct (35-42-4-2)		-	1	-	2
	Dealing Cocaine or Narcotic Drug (35-48-4-1)		-	7	4	31
	Dealing Methamphetamine (35-48-4-1.1)		1	1	2	7
	Dealing Sched I, II, or III Cntrld Sub (35-48-4-2)		2	1	4	8
	Neglect of a Dependent/Death (35-46-1-4)		-	-	-	1
	Possession of Cocaine or Narcotic Drug (35-48-4-6)		-	-	-	1
	Rape (35-42-4-1)		-	-	-	4
	Robbery (35-42-5-1)		-	1	1	12
	Voluntary Manslaughter (35-42-1-3)		-	-	1	5
A Felony Total			3	12	12	139

Felony Level	Primary Offense	Secondary Offense	Aug-17		This Calendar Year	
			SEX		SEX	
			F	M	F	M
B Felony	Accident/Failure to Stop-Serious Inj/Death (9-26-1-8)		-	-	-	1
	Aggravated Battery (35-42-2-1.5)		1	3	1	17
	Arson (35-43-1-1)		-	1	1	6
	Battery (35-42-2-1)		-	-	-	5
	Battery by Bodily Waste (35-42-2-6)		-	-	-	2
	Burglary (35-43-2-1)		-	18	24	205
	Carjacking (35-42-5-2)		-	1	-	5
	Child Molesting (35-42-4-3)		-	2	-	45
	Criminal Confinement (35-42-3-3)		-	1	-	10
	Criminal Deviate Conduct (35-42-4-2)		-	-	-	3
	Dealing Cocaine or Narcotic Drug (35-48-4-1)		1	10	24	112
	Dealing Methamphetamine (35-48-4-1.1)		8	13	24	101
	Dealing Sched I, II, or III Cntrld Sub (35-48-4-2)		7	8	32	60
	Dealing Sched IV Cntrld Sub (35-48-4-3)		-	2	-	4
	Fail to Stop Accident w/Injury (9-26-1-1)		-	-	-	2
	Felon in Possession of a Firearm (35-47-4-5)		-	3	1	37
	Incest (35-46-1-3)		-	-	1	2
	Neglect of a Dependent (35-46-1-4)		-	-	3	1
	Operating Vehicle Intoxicated/Death (9-30-5-5)		-	1	1	2
	Possession Methamphetamine (35-48-4-6.1)		1	-	2	6
	Possession of Cocaine or Narcotic Drug (35-48-4-6)		3	1	7	5
	Prisoner Poss. Dang Device/Material (35-44-3-9.5)		-	-	-	1
	Rape (35-42-4-1)		-	1	-	11
	Robbery (35-42-5-1)		-	19	4	91
	Security Fraud (23-19-5-1)		-	-	-	1
	Sexual Misconduct with a Minor (35-42-4-9)		-	3	-	28
	Stalking (35-45-10-5)		-	-	-	1
	Vicarious Sexual Gratification (35-42-4-5)		-	-	-	1
	Voluntary Manslaughter (35-42-1-3)		-	-	-	1
B Felony Total			21	87	125	766

Felony Level	Primary Offense	Secondary Offense	Aug-17		This Calendar Year	
			SEX		SEX	
			F	M	F	M
C Felony	Arson (35-43-1-1)		-	-	1	1
	Assisting a Criminal (35-44-3-2)		-	-	1	3
	Attempt to Commit a Felony (35-41-5-1)	Child Molesting (35-42-4-3)	-	-	-	1
	Auto Theft, Receiving Stolen Parts (35-43-4-2.5)		-	-	-	1
	Battery (35-42-2-1)		-	5	3	51
	Battery by Bodily Waste (35-42-2-6)		-	-	1	-
	Burglary (35-43-2-1)		1	9	10	91
	Carrying Handgun w/o License (35-47-2-23)		-	-	-	5
	Child Exploitation (35-42-4-4)		-	1	-	6
	Child Molesting (35-42-4-3)		-	9	1	53
	Child Seduction (35-42-4-7)		-	-	1	-
	Child Solicitation (35-42-4-6)		-	-	-	1
	Controlled Substance Registration (35-48-4-14)		-	-	1	-
	Corrupt Business Influence (35-45-6-2)		-	1	5	7
	Criminal Confinement (35-42-3-3)		-	1	-	7
	Criminal Recklessness (35-42-2-2)		-	-	-	6
	Dealing Marijuana, Hash Oil, or Hashish (35-48-4-10)		-	2	-	4
	Dealing Sched IV Controlled Substance (35-48-4-3)		-	-	2	1
	Dealing/Poss. Look-Alike Subs (35-48-4-6)		-	-	1	2
	Disarm/Attempt to Disarm an Officer (35-44.1-3-2)		-	-	-	1
	Driving After Forfeiture (9-12-3-2)		-	1	-	1
	Escape/Failure to Return (35-44-3-5)		1	-	1	3
	Failure to Register as a Sex Offender (11-8-8-17)		-	-	-	5
	Firearm w/in One Mile of School (35-47-2-1)		-	1	-	8
	Forgery (35-43-5-2)		7	7	48	66
	Fraud on Financial Institution (35-43-5-8)		-	1	4	6
	Handgun Violation (35-47-2-7)		-	2	1	5
	Intimidation (35-45-2-1)		-	1	-	19
	Involuntary Manslaughter (35-42-1-4)		-	-	-	1
	Neglect of a Dependent (35-46-1-4)		2	1	4	8
	Non-Support of Dependent Child (35-46-1-5)		1	3	4	45
	Obliterating Handgun I.D. (35-47-2-18)		-	-	-	2
	Obtain Legend Drug by Fraud/Prior Conv (16-42-19-16)		5	-	5	-
	Operating Vehicle Intoxicated/Death (9-30-5-5)		-	-	-	1
	Operating Vehicle w/Lifetime Suspension (9-30-10-17)		1	3	3	36
	Operating Vehicle-Habitual Violation (9-30-10-16)		-	-	-	1
	Possession Methamphetamine (35-48-4-6.1)		-	1	2	8
	Possession of Cocaine or Narcotic Drug (35-48-4-6)		-	3	2	21
	Possession of Controlled Substance (35-48-4-7)		-	2	2	6
	Possession of Precursors (35-48-4-14.5)		-	1	1	7
	Promoting Prostitution (35-45-4-4)		-	1	-	3
	Reckless Homicide (35-42-1-5)		-	-	4	6
	Robbery (35-42-5-1)		-	2	3	25
	Security Fraud (23-19-5-1)		-	-	-	3
	Sexual Battery (35-42-4-8)		-	-	-	2
	Sexual Misconduct with a Minor (35-42-4-9)		-	2	1	22
	Stalking (35-45-10-5)		-	-	-	1
	Theft, Receiving Stolen Property (35-43-4-2)		-	-	5	5
	Trafficking with an Inmate (35-44-3-9)		-	-	2	1
	Welfare Fraud (35-43-5-7)		-	-	3	1
C Felony Total			18	60	122	559

Felony Level	Primary Offense	Secondary Offense	Aug-17		This Calendar Year	
			SEX		SEX	
			F	M	F	M
D Felony	Accident/Failure to Stop-Serious Inj/Death (9-26-1-8)		-	-	-	1
	Arson (35-43-1-1)		-	1	1	2
	Attempt to Commit a Felony (35-41-5-1)	Theft, Receiving Stolen Property (35-43-4-2)	-	-	-	2
	Auto Theft, Receiving Stolen Parts (35-43-4-2.5)		-	2	2	19
	Battery (35-42-2-1)		1	-	2	13
	Battery by Bodily Waste (35-42-2-6)		-	-	-	4
	Check Deception (35-43-5-5)		-	-	-	1
	Check Fraud (35-43-5-12)		-	1	2	11
	Child Exploitation (35-42-4-4)		-	-	-	2
	Child Solicitation (35-42-4-6)		-	-	-	2
	Controlled Substance Registration (35-48-4-14)		-	1	-	2
	Criminal Confinement (35-42-3-3)		-	-	-	5
	Criminal Gang Activity (35-45-9-3)		-	-	-	2
	Criminal Mischief (35-43-1-2)		-	-	-	1
	Criminal Recklessness (35-42-2-2)		-	2	-	18
	Cruelty to Animals (35-46-3-12)		-	-	-	3
	Cultivation of Marijuana (35-48-4-1)		-	-	-	1
	Dealing Counterfeit Substance (35-48-4-5)		-	-	-	2
	Dealing Marijuana, Hash Oil, or Hashish (35-48-4-10)		-	1	1	9
	Dealing Subs. Represent as Cntrld Subs. (35-48-4-4.5)		-	-	-	2
	Dissemination of Matter Harmful to Minor (35-49-3-3)		-	-	-	4
	Domestic Battery (35-42-2-1.3)		-	-	-	12
	Driving While Intoxicated (9-11-2-3)		-	-	-	1
	Driving While Suspended/Oper Veh HTV (9-30-10-16)		1	3	2	24
	Driving While Suspended/Restricted (9-12-3-1)		-	-	-	1
	Dump Controlled Substance Waste (38-48-4-4.1)		-	-	-	1
	Exploit Endangered Adult (35-46-1-12)		-	-	-	1
	Fail to Stop Accident w/Injury (9-26-1-1)		-	-	-	3
	Failure to Register as a Sex Offender (11-8-8-17)		-	-	-	3
	Failure to Return to Lawful Detention (35-44-3-5)		-	1	1	16
	Failure to Warn Comm Disease (35-42-1-9)		-	-	-	2
	Forgery, Counterfeit (35-43-5-2)		-	-	1	2
	Fraud (35-43-5-4)		-	-	7	12
	Identity Deception (35-43-5-3.5)		-	-	3	3
	Intimidation (35-45-2-1)		-	1	-	9
	Invasion of Privacy (35-46-1-15.1)		-	-	1	1
	Maintaining a Common Nuisance (35-48-4-13)		2	3	8	20
	Neglect of a Dependent (35-46-1-4)		1	-	4	6
	Non-Support of a Child (35-46-1-5)		1	1	4	32
	Obstruction of Justice (35-44-3-4)		-	-	-	7
	Operating Vehicle Intox-Prior (9-30-5-3)		-	3	2	39
	Operating Vehicle Intoxicated-Contrlld Sub (9-30-5-1)		-	-	1	1
	Operating Vehicle Intoxicated-Endanger (9-30-5-2)		-	-	3	5
	Operating Vehicle Intoxicated-Serious Injury (9-30-5-4)		-	1	-	10
	Perjury (35-44-2-1)		1	-	2	2
	Pointing a Firearm (35-47-4-3)		-	2	-	5
	Poss. of Marijuana, Hash Oil, or Hashish (35-48-4-11)		-	5	3	15
	Possession - Syringe/Needle (16-42-19-18)		2	-	9	5
	Possession of Cocaine or Narcotic Drug (35-48-4-6)		1	3	8	17
	Possession of Controlled Substance (35-48-4-7)		2	3	10	34
	Possession of Methamp Subst Tax (6-7-3-11-B)		-	-	-	1
	Possession of Methamphetamine (35-48-4-6.1)		1	2	10	15
	Possession of Paraphernalia (35-48-4-8.3)		-	1	-	1
	Possession of Precursors (35-48-4-14.5)		1	-	7	18
	Possession/Use of Legend Drug (16-42-19-13)		-	-	-	3
	Prostitution (35-45-4-2)		-	-	2	-
	Residential Entry (35-43-2-1.5)		-	1	1	10
	Resisting Law Enforcement (35-44-3-3)		-	4	1	22
	Sexual Battery (35-42-4-8)		-	-	-	3
	Sexual Misconduct with a Minor (35-42-4-9)		-	-	-	2
	Strangulation (35-42-2-9)		-	-	-	13
	Synthetic ID Deception (35-43-5-3.8)		-	-	-	1
	Theft, Receiving Stolen Property (35-43-4-2)		7	12	69	178
	UNLAWFUL POSSESSION OF SMOKING INSTRUMENT (16-42-19-17)		-	-	-	1
	Violation-1935 Firearms (35-47-5-4.1)		-	1	-	1
	Welfare Fraud (35-43-5-7)		-	-	1	2
D Felony Total			21	55	168	666

Felony Level	Primary Offense	Secondary Offense	Aug-17		This Calendar Year	
			SEX		SEX	
			F	M	F	M
Level 1 Felony	Aggravated Battery (35-42-2-1.5)		-	-	-	1
	Aiding, Inducing or Causing an Offense (35-41-2-4)	Burglary (35-43-2-1)	-	-	1	-
		Child Molesting (35-42-4-3)	-	-	3	-
	Attempt to Commit a Felony (35-41-5-1)	Child Molesting (35-42-4-3)	-	1	-	1
		Murder (35-42-1-1)	-	1	2	18
		Rape (35-42-4-1)	-	-	-	1
	Burglary (35-43-2-1)		-	3	-	6
	Child Molesting (35-42-4-3)		-	11	4	76
	Conspiracy (35-41-5-2)	Child Molesting (35-42-4-3)	-	1	2	1
		Murder (35-42-1-1)	-	-	-	1
Neglect of a Dependent/Death (35-46-1-4)		-	-	4	8	
Rape (35-42-4-1)		-	2	-	10	
<b>Level 1 Felony Total</b>			<b>-</b>	<b>19</b>	<b>16</b>	<b>123</b>

Felony Level	Primary Offense	Secondary Offense	Aug-17		This Calendar Year	
			SEX		SEX	
			F	M	F	M
Level 2 Felony	Aiding, Inducing or Causing an Offense (35-41-2-4)	Burglary (35-43-2-1)	-	-	-	1
		Dealing Methamphetamine (35-48-4-1.1)	-	-	-	1
		Robbery (35-42-5-1)	-	-	-	2
		Voluntary Manslaughter (35-42-1-3)	-	-	-	1
	Attempt to Commit a Felony (35-41-5-1)	Dealing Methamphetamine (35-48-4-1.1)	-	-	1	-
		Robbery (35-42-5-1)	-	-	-	2
		Voluntary Manslaughter (35-42-1-3)	-	-	-	1
	Battery (35-42-2-1)		-	-	-	1
	Burglary (35-43-2-1)		1	9	2	38
	Child Molesting (35-42-4-3)		-	-	-	1
	Conspiracy (35-41-5-2)	Burglary (35-43-2-1)	-	1	-	4
		Dealing Cocaine or Narcotic Drug (35-48-4-1)	-	-	1	-
		Dealing Methamphetamine (35-48-4-1.1)	-	1	2	4
		Robbery (35-42-5-1)	-	-	1	1
	Dealing Cocaine or Narcotic Drug (35-48-4-1)		-	7	5	77
	Dealing Methamphetamine (35-48-4-1.1)		2	13	22	90
	Dealing Sched I, II, or III Cntrl Sub (35-48-4-2)		-	-	-	4
	Kidnapping (35-42-3-2)		-	-	-	5
	Possession - Destruct Device (35-47.5-5-2)		-	-	-	1
	Robbery (35-42-5-1)		1	2	3	16
Voluntary Manslaughter (35-42-1-3)		-	2	1	16	
	Firearm Enhancement (35-50-2-11)	-	-	-	1	
<b>Level 2 Felony Total</b>			<b>4</b>	<b>35</b>	<b>38</b>	<b>267</b>

Felony Level	Primary Offense	Secondary Offense	Aug-17		This Calendar Year	
			SEX		SEX	
			F	M	F	M
Level 3 Felony	Accident/Failure to Stop-Serious Inj/Death (9-26-1-1.1)		-	-	2	9
	Aggravated Battery (35-42-2-1.5)		1	6	5	55
	Aiding, Inducing or Causing an Offense (35-41-2-4)	Aggravated Battery (35-42-2-1.5)	-	-	-	1
		Dealing Cocaine or Narcotic Drug (35-48-4-1)	-	1	-	1
		Neglect of a Dependent/Death (35-46-1-4)	-	-	1	-
		Robbery (35-42-5-1)	-	-	1	8
	Arson (35-43-1-1)		-	-	-	1
	Attempt to Commit a Felony (35-41-5-1)	Aggravated Battery (35-42-2-1.5)	-	1	-	5
		Rape (35-42-4-1)	-	-	-	2
		Robbery (35-42-5-1)	-	3	-	17
	Battery (35-42-2-1)		-	-	1	8
	Burglary (35-43-2-1)		-	-	-	10
	Child Molesting (35-42-4-3)		-	3	1	33
	Conspiracy (35-41-5-2)	Aggravated Battery (35-42-2-1.5)	-	-	-	1
		Criminal Confinement (35-42-3-3)	-	-	1	1
		Dealing Cocaine or Narcotic Drug (35-48-4-1)	-	-	-	1
		Dealing Methamphetamine (35-48-4-1.1)	1	-	1	1
		Robbery (35-42-5-1)	-	-	2	11
	Criminal Confinement (35-42-3-3)		1	11	7	58
	Dealing Cocaine or Narcotic Drug (35-48-4-1)		-	4	9	44
	Dealing Methamphetamine (35-48-4-1.1)		3	4	11	34
	Dealing Sched I, II, or III Cntrl Sub (35-48-4-2)		-	-	5	4
	Dealing Sched IV Cntrl Sub (35-48-4-3)		-	-	-	1
	Human Sexual Trafficking (35-42-3.5-1)		-	-	4	-
	Kidnapping (35-42-3-2)		-	1	-	11
	Neglect of a Dependent/Death (35-46-1-4)		-	1	8	6
	Possession of Cocaine or Narcotic Drug (35-48-4-6)		-	1	1	11
	Possession of Methamphetamine (35-48-4-6.1)		-	2	5	23
	Rape (35-42-4-1)		-	4	1	24
	Resisting Law Enforcement (35-44.1-3-1)		-	-	-	2
	Robbery (35-42-5-1)		3	39	13	255
	<b>Level 3 Felony Total</b>			<b>9</b>	<b>81</b>	<b>79</b>

Felony Level	Primary Offense	Secondary Offense	Aug-17		This Calendar Year	
			SEX		SEX	
			F	M	F	M
Level 4 Felony	Accident/Failure to Stop-Serious Inj/Death (9-26-1-8)		-	-	-	1
	Aiding, Inducing or Causing an Offense (35-41-2-4)	AIDING/ROBBERY WITH ARMED FORCE OR Arson (35-43-1-1)	-	-	2	-
		BURGLARY (35-43-2-1)	-	-	1	-
		Child Molesting (35-42-4-3)	-	-	-	4
		Dealing Cocaine or Narcotic Drug (35-48-4-1)	-	1	-	2
		Dealing Methamphetamine (35-48-4-1.1)	-	1	3	1
	Arson (35-43-1-1)		1	1	8	18
	Attempt to Commit a Felony (35-41-5-1)	Arson (35-43-1-1)	-	-	-	1
		BURGLARY (35-43-2-1)	-	-	2	4
		Child Molesting (35-42-4-3)	-	-	-	1
		Dealing Methamphetamine (35-48-4-1.1)	-	-	1	1
	BURGLARY (35-43-2-1)		7	34	46	276
	Battery (35-42-2-1)		-	1	-	2
	Child Molesting (35-42-4-3)		-	18	2	114
	Child Solicitation (35-42-4-6)		-	-	-	4
	Conspiracy (35-41-5-2)	BURGLARY (35-43-2-1)	-	2	1	5
		Dealing Cocaine or Narcotic Drug (35-48-4-1)	-	-	1	2
		Dealing Methamphetamine (35-48-4-1.1)	-	-	1	-
	Dealing Cocaine or Narcotic Drug (35-48-4-1)		4	10	32	84
	Dealing Methamphetamine (35-48-4-1.1)		1	10	41	92
	Dealing Sched I, II, or III Cntrl Sub (35-48-4-2)		-	-	7	9
	Dealing Sched IV Controlled Substance (35-48-4-3)		-	-	1	2
	ESCAPE 35-44.1-3-4		-	-	-	2
	Felon in Possession of a Firearm (35-47-4-5)		1	12	3	169
	Incest (35-46-1-3)		-	1	-	1
	Manufacturing Meth (35-48-4-1.2)		1	-	1	-
	Operating Vehicle Intoxicated/Death (9-30-5-5)		2	2	4	11
	POSSESSION OF DANGEROUS DEVICE (35-44.1-3-7)		-	1	-	5
	Possession of Cocaine or Narcotic Drug (35-48-4-6)		-	4	4	20
	Possession of Methamphetamine (35-48-4-6.1)		1	3	10	24
	Promoting Prostitution, under 18 (35-45-4-4)		-	-	-	2
	Sexual Battery (35-42-4-8)		-	-	-	2
	Sexual Misconduct with a Minor (35-42-4-9)		-	4	6	53
	Stalking (35-45-10-5)		-	-	-	2
	Vicarious Sexual Gratification (35-42-4-5)		-	-	-	2
Level 4 Felony Total			18	105	177	918

Felony Level	Primary Offense	Secondary Offense	Aug-17		This Calendar Year	
			SEX		SEX	
			F	M	F	M
Level 5 Felony	ASSISTING A CRIMINAL (35-44.1-2-5)		-	-	1	5
	Accident/Failure to Stop-Serious Inj/Death (9-26-1-8)		-	1	1	6
	Aiding, Inducing or Causing an Offense (35-41-2-4)	BURGLARY (35-43-2-1)	-	1	2	5
		Child Exploitation (35-42-4-4)	-	-	-	1
		DEALING IN METHAMPHETAMINE (35-48-4-1)	2	-	5	8
		Dealing Cocaine or Narcotic Drug (35-48-4-1)	-	-	1	2
		ESCAPE (35-44.1-3-4)	-	-	1	1
		Robbery (35-42-5-1)	-	-	1	6
		TRAFFICKING WITH AN INMATE (35-44.1-3-5)	-	-	-	1
	Altered/Counterfeit Lotto Ticket (4-30-14-3)		-	-	-	1
	Attempt to Commit a Felony (35-41-5-1)	BATTERY (35-42-2-1)	-	-	2	1
		BURGLARY (35-43-2-1)	-	1	-	9
		DEALING IN METHAMPHETAMINE (35-48-4-1)	-	-	1	1
		Dealing Cocaine or Narcotic Drug (35-48-4-1)	-	-	-	1
		ESCAPE (35-44.1-3-4)	-	-	-	2
		Fraud on Financial Institution (35-43-5-8)	-	-	2	1
		Robbery (35-42-5-1)	-	-	2	4
	BATTERY (35-42-2-1)		9	36	49	297
	BURGLARY (35-43-2-1)		4	30	19	284
	Bribery (35-44.1-1-2)		-	-	-	3
	CRIMINAL CONFINEMENT (35-42-3-3)		-	3	-	36
	Check Deception (35-43-5-5)		-	-	-	2
	Child Exploitation (35-42-4-4)		-	3	-	15
	Child Pornography (35-42-4-4(C))		-	-	-	1
	Child Solicitation (35-42-4-6)		-	3	2	17
	Conspiracy (35-41-5-2)	BURGLARY (35-43-2-1)	-	-	-	4
		CRIMINAL CONFINEMENT (35-42-3-3)	-	-	1	-
		DEALING IN METHAMPHETAMINE (35-48-4-1)	-	1	2	3
		Dealing Cocaine or Narcotic Drug (35-48-4-1)	1	-	1	5
		Dealing Marijuana, Hash Oil or Hashish (35-48-4-1)	-	-	-	1
		Dealing Methamphetamine (35-48-4-1.1)	-	-	-	1
		Fraud on Financial Institution (35-43-5-8)	-	-	-	1
		Intimidation (35-45-2-1)	-	-	1	-
		Promoting Prostitution (35-45-4-4)	-	-	-	1
		Robbery (35-42-5-1)	-	-	-	4
		TRAFFICKING WITH AN INMATE (35-44.1-3-5)	-	-	-	2

Felony Level	Primary Offense	Secondary Offense	Aug-17		This Calendar Year	
			SEX		SEX	
			F	M	F	M
Level 5 Felony	Controlled Substance Registration (35-48-4-14)		-	-	-	1
Cont.	Conversion (35-43-4-3)		-	-	-	1
	Corrupt Business Influence (35-45-6-2)		2	6	8	20
	Criminal Gang Activity (35-45-9-3)		-	-	-	2
	Criminal Recklessness (35-42-2-2)		-	3	2	18
	DEALING IN METHAMPHETAMINE (35-48-4-1.1)		10	12	45	134
	Dangerous Control of a Handgun (35-47-10-6)		-	-	-	4
	Dealing Cocaine or Narcotic Drug (35-48-4-1)		1	20	38	135
	Dealing Marijuana, Hash Oil, or Hashish (35-48-4-10)		-	4	-	9
	Dealing Methamphetamine (35-48-4-1.1)		3	21	25	88
	Dealing Sched I, II, or III Cntrld Sub (35-48-4-2)		-	-	14	9
	Dealing Sched IV Cntrld Sub (35-48-4-3)		-	1	2	5
	Dealing Sched V Controlled Substance (35-48-4-4)		-	-	-	1
	Dealing/Poss. Look-Alike Subs (35-48-4-4.6)		-	3	3	13
	Disarm/Attempt to Disarm an Officer (35-44.1-3-2)		-	3	-	9
	Domestic Battery (35-42-2-1.3)		-	12	5	56
	Driving Suspended/Death (9-24-19-4)		-	-	-	1
	ESCAPE (35-44.1-3-4)		-	-	6	32
	Failure to Register as a Sex Offender (11-8-8-17)		-	4	-	48
	Firearm w/in One Mile of School (35-47-2-1)		2	22	8	194
	Fraud on Financial Institution (35-43-5-8)		1	11	14	43
	Home Improvement Fraud (35-43-6-12)		-	-	-	2
	Insurance Fraud (35-43-5-4.5)		-	1	-	3
	Intimidation (35-45-2-1)		-	6	2	59
	Kidnapping (35-42-3-2)		-	-	-	7
	Mischief (35-43-1-2)		-	-	-	1
	Neglect of a Dependent/Death (35-46-1-4)		-	1	13	9
	Non-Support of Dependent Child (35-46-1-5)		-	-	1	7
	OP VEH AFT LIFE SUSP (9-30-10-17)		2	28	9	189
		Habitual Offender Controlled Substance (35-50-2-1)	-	1	-	2
	Obliterating Handgun I.D. (35-47-2-18)		-	2	-	9
	Operating Vehicle Intox-Prior (9-30-5-3)		-	1	-	1
	Operating Vehicle Intoxicated-Contrlld Sub (9-30-5-1)		-	-	1	2
	Operating Vehicle Intoxicated/Death (9-30-5-5)		-	1	1	6
	Operating Vehicle Intoxicated/Injury (9-30-5-4)		-	-	1	1
	POSSESSION OF SYRINGES OR NEEDLES 16-42-19-18		4	5	20	21
	Possession OF Dangerous Device (35-44.1-3-7)		-	1	1	10
	Possession of Cocaine or Narcotic Drug 35-48-4-6		-	17	11	77
	Promoting Prostitution (35-45-4-4)		-	-	-	4
	Reckless Homicide (35-42-1-5)		-	-	-	9
	Resisting Law Enforcement (35-44.1-3-1)		-	-	-	7
	Robbery (35-42-5-1)		4	14	10	105
	Sexual Misconduct with a Minor (35-42-4-9)		-	3	2	41
	Stalking (35-45-10-5)		-	1	-	20
	Synthetic ID Deception (35-43-5-3.8)		-	-	-	1
	TRAFFICKING WITH AN INMATE (35-44.1-3-5)		2	3	12	11
	Theft, Receiving Stolen Property (35-43-4-2)		-	1	5	6
	Unlawful Transfer of Handgun Ownership (35-47-2-7(B))		-	-	-	1
Level 5 Felony Total			47	287	353	2166

Felony Level	Primary Offense	Secondary Offense	Aug-17		This Calendar Year	
			SEX		SEX	
			F	M	F	M
Level 6 Felony	AIDING IN MANUFACTURE OF SCH II CONT SUB (35-48-4-2)		1	-	4	1
	Abuse of a Corpse (35-45-11-2)		-	1	-	1
	Accident/Failure to Stop-Serious Inj/Death (9-26-1-8)		-	-	-	2
	Aiding, Inducing or Causing an Offense (35-41-2-4)	Maintaining Common Nuisance (35-48-4-13)	-	-	1	-
		RESIDENTIAL ENTRY (35-43-2-1.5)	-	-	-	1
	Arson (35-43-1-1)		-	2	-	2
	Assisting a Criminal (35-44.1-2-5)		-	-	2	2
	Attempt to Commit a Felony (35-41-5-1)	Auto Theft, Receiving Stolen Parts (35-43-4-2.5)	-	-	-	2
		FORGERY,COUNTERFEITING,APPLICATION	-	-	-	2
		Insurance Fraud (35-43-5-4.5)	-	-	1	1
		RESIDENTIAL ENTRY (35-43-2-1.5)	-	-	-	2
		Theft, Receiving Stolen Property (35-43-4-2)	-	1	-	3
	Auto Theft, Receiving Stolen Parts (35-43-4-2.5)		1	14	7	88
	BATTERY 35-42-2-1		-	15	9	68
	CHECK DECEPTION (35-43-5-5)		-	-	-	1
	CRIMINAL CONFINEMENT (35-42-3-3)		1	10	3	61
	CRIMINAL RECKLESSNES (35-42-2-2)		-	4	3	58
	Check Fraud (35-43-5-12)		-	-	-	1
	Child Exploitation (35-42-4-4)		-	1	-	8
	Conspiracy (35-41-5-2)	Check Fraud (35-43-5-12)	-	-	-	1
		Dealing Subs. Represent as Cntrld Subs. (35-48-4-4)	-	-	-	1
	Controlled Substance Registration (35-48-4-14)		-	-	1	-
	Conversion (35-43-4-3)		-	-	-	1
	Criminal Confinement (35-42-3-3)		1	2	1	19
	Criminal Gang Activity (35-45-9-3)		-	-	-	2
	DANGER COMM DIS CARRIER INT FAIL TO WARNING (35-45-21-3)		-	-	-	1
	DUMPING CONTROLLED SUBSTANCE WASTE (35-48-4-4.1)		-	-	-	1
	Dealing Counterfeit Substance (35-48-4-5)		-	-	1	1
	Dealing Marijuana, Hash Oil, or Hashish (35-48-4-10)		1	-	3	10
	Dealing Marijuana, Hash Oil, or Hashish (35-48-4-2A-1)		-	-	1	1
	Dealing Sched I, II, or III Cntrld Sub (35-48-4-2(A))		-	-	-	1
	Dealing Sched IV Cntrld Sub (35-48-4-3)		-	-	1	2
	Dealing Subs. Represent as Cntrld Subs. (35-48-4-4.5)		-	1	1	3
	Dealing/Poss. Look-Alike Subs (35-48-4-10.5)		-	1	3	3

Felony Level	Primary Offense	Secondary Offense	Aug-17		This Calendar Year	
			SEX		SEX	
			F	M	F	M
Level 6 Felony	Dealing/Poss. Look-Alike Subs (35-48-4-11.5)		-	-	1	4
Cont.	Dissemination of Matter Harmful to Minor (35-49-3-3)		-	1	-	3
	ESCAPE 35-44.1-3-4		8	11	29	123
	Exploitation Endangering Adult (35-46-1-12)		-	-	-	1
	FAIL TO REGR SEX OFF (11-8-8-17)		-	5	-	24
	FAILURE TO APPEAR (35-44.1-2-9)		-	1	1	11
	FORGERY,COUNTERFEITING,APPLICATION FRAUD (35-43-5-2)		-	6	22	39
	Failure to Return to Acc Result Serious Inj (9-26-1-1(2))		-	1	-	8
	HABITUAL VEHICULAR SUBST OFFENDER ENHANCE (9-30-15.5-2)		1	-	2	-
	Home Improvement Fraud (35-43-6-12)		-	-	-	2
	INTIMIDATION (35-45-2-1)		-	9	3	60
	INVASION OF PRIVACY (35-46-1-15.1)		-	4	1	30
	Identity Deception (35-43-5-3.5)		-	-	6	14
	Insurance Fraud (35-43-5-4.5)		7	3	12	18
	Interfering w/ Law Enforcement Animal (35-46-3-11(A))		-	-	-	1
	Kidnapping (35-42-3-2)		-	-	-	1
	Maintaining Common Nuisance (35-48-4-13)		5	6	27	48
	Malicious Mischief Body F/W (35-45-16-2(c))		-	-	-	3
	Moving Body from Scene of Death (36-2-14-17)		-	1	-	2
	Neglect of a Dependent/Death (35-46-1-4)		-	1	21	21
	Non-Support of Dependent Child (35-46-1-5)		1	3	2	11
	OPER VEHICLE - INTOX - PREV CONVICTION (9-30-5-3)		1	6	4	38
		Habitual Offender Controlled Substance (35-50-2-1)	-	1	-	3
	Obstruction of Justice (35-44.1-2-2)		-	1	3	14
	Official Misconduct (35-44.1-1-1)		-	-	-	1
	Operating Vehicle Intoxicated-Contrld Sub (9-30-5-1)		1	2	5	5
	Operating Vehicle Intoxicated-Endanger (9-30-5-2)		2	2	11	35
		Habitual Offender Controlled Substance (35-50-2-1)	-	-	1	3
	Operating Vehicle Intoxicated/Injury (9-30-5-4)		-	-	-	4
	Operating Vehicle-Habitual Violation (9-30-10-16)		-	1	5	37
	PERJURY (35-44.1-2-1)		-	-	-	5
	POSS PARAPHERNALIA (35-48-4-8.3)		-	-	-	4
	POSSESS PRECURSORS (35-48-4-14.5)		1	1	1	11
	POSSESSION OF METHAMPHETAMINE (35-48-4-6.1)		-	-	1	-
	POSSESSION OF SYRINGES OR NEEDLES (16-42-19-18)		10	13	51	86
	POSSESSION OR USE OF LEGEND DRUG (16-42-19-13)		5	1	13	9
	PROSTITUTION (35-45-4-2)		2	-	4	-
	Pointing a Firearm (35-47-4-3)		-	2	1	12
	Possession Sched IV Contrld Sub w/in 1,000 ft (35-48-4-7)		-	-	2	5
	Possession of Cocaine or Narcotic Drug (35-48-4-6)		7	12	45	76
	Possession of Marijuana (35-48-4-11)		-	-	-	2
	Possession of Methamphetamine (35-48-4-6.1)		13	23	45	145
	RESIDENTIAL ENTRY (35-43-2-1.5)		-	5	5	29
	RESISTING LAW ENFORC (35-44.1-3-1)		2	12	7	126
	Sex Offender Residency Restrictions (35-42-4-11)		-	-	-	1
	Sex Offender without Identification (11-8-8-15)		-	-	-	2
	Sexual Battery (35-42-4-8)		-	-	-	12
	Sexual Conduct in Presence of a Minor (35-42-4-5c)		-	-	1	1
	Sexual Misconduct with a Minor (35-42-4-9)		-	-	1	-
	Stalking (35-45-10-5)		-	-	-	1
	Strangulation (35-42-2-9)		-	3	1	26
	Synthetic ID Deception (35-43-5-3.8)		1	-	4	-
	Theft, Receiving Stolen Property (35-43-4-2)		22	38	83	261
	Unlawful Possession of a Smoking Instrument (16-42-19-17)		-	-	1	-
	Welfare Fraud (35-43-5-7)		-	-	-	1
Level 6 Felony Total			94	227	464	1730
			Aug-17		This Calendar Year	
			SEX		SEX	
Felony Level	Primary Offense	Secondary Offense	F	M	F	M
	Firearm Enhancement (35-50-2-13)		-	-	1	4
	Habitual Offender (35-50-2-8)		-	1	-	5
	Habitual Offender Controlled Substance (35-50-2-10)		-	1	2	16
	REPEAT SEXUAL OFFENDER ENHANCEMENT 35-50-2-14		-	-	-	3
Habitual Off Total			-	2	3	28
			Aug-17		This Calendar Year	
			SEX		SEX	
Grand Total			235	982	1561	8066

Note: Offense data may not be available for all offenders at the time this table was prepared.

Only new commitments and probation violations are reported on this table.

Parole and Community Transition Program violators are excluded on this table.

Source: SAS - all.citations\_mso.pgm

Indiana Department of Correction  
 Table 12  
 Number of New Admissions by Most Serious Offense  
 Committed to the Indiana Department of Correction

August 2017

Felony Level	Primary Offense	Secondary Offense	Aug-17		This Calendar Year	
			SEX		SEX	
			F	M	F	M
A Felony	Burglary (35-43-2-1)		-	-	-	2
	Child Molesting (35-42-4-3)		-	1	-	35
	Criminal Deviate Conduct (35-42-4-2)		-	1	-	1
	Dealing Cocaine or Narcotic Drug (35-48-4-1)		-	3	4	25
	Dealing Methamphetamine (35-48-4-1.1)		1	1	2	7
	Dealing Sched I, II, or III Cntrl Sub (35-48-4-2)		2	1	4	8
	Neglect of a Dependent/Death (35-46-1-4)		-	-	-	1
	Possession of Cocaine or Narcotic Drug (35-48-4-6)		-	-	-	1
	Rape (35-42-4-1)		-	-	-	2
	Robbery (35-42-5-1)		-	1	1	9
	Voluntary Manslaughter (35-42-1-3)		-	-	1	3
	<b>A Felony Total</b>			<b>3</b>	<b>8</b>	<b>12</b>

Felony Level	Primary Offense	Secondary Offense	Aug-17		This Calendar Year		
			SEX		SEX		
			F	M	F	M	
B Felony	Accident/Failure to Stop-Serious Inj/Death (9-26-1-8)		-	-	-	1	
	Aggravated Battery (35-42-2-1.5)		1	3	1	16	
	Arson (35-43-1-1)		-	1	1	5	
	Battery (35-42-2-1)		-	-	-	4	
	Battery by Bodily Waste (35-42-2-6)		-	-	-	1	
	Burglary (35-43-2-1)		-	13	21	161	
	Carjacking (35-42-5-2)		-	1	-	4	
	Child Molesting (35-42-4-3)		-	2	-	30	
	Criminal Confinement (35-42-3-3)		-	1	-	8	
	Criminal Deviate Conduct (35-42-4-2)		-	-	-	1	
	Dealing Cocaine or Narcotic Drug (35-48-4-1)		1	10	21	96	
	Dealing Methamphetamine (35-48-4-1.1)		5	11	21	87	
	Dealing Sched I, II, or III Cntrl Sub (35-48-4-2)		2	8	25	55	
	Dealing Sched IV Cntrl Sub (35-48-4-3)		-	2	-	4	
	Fail to Stop Accident w/Injury (9-26-1-1)		-	-	-	2	
	Felon in Possession of a Firearm (35-47-4-5)		-	3	1	32	
	Incest (35-46-1-3)		-	-	1	-	
	Neglect of a Dependent (35-46-1-4)		-	-	3	1	
	Operating Vehicle Intoxicated/Death (9-30-5-5)		-	1	1	2	
	Possession Methamphetamine (35-48-4-6.1)		1	-	2	6	
	Possession of Cocaine or Narcotic Drug (35-48-4-6)		3	1	6	3	
	Prisoner Poss. Dang Device/Material (35-44-3-9.5)		-	-	-	1	
	Rape (35-42-4-1)		-	1	-	8	
	Robbery (35-42-5-1)		-	13	3	76	
	Security Fraud (23-19-5-1)		-	-	-	1	
	Sexual Misconduct with a Minor (35-42-4-9)		-	3	-	24	
	Stalking (35-45-10-5)		-	-	-	1	
	Vicarious Sexual Gratification (35-42-4-5)		-	-	-	1	
	Voluntary Manslaughter (35-42-1-3)		-	-	-	1	
	<b>B Felony Total</b>			<b>13</b>	<b>74</b>	<b>107</b>	<b>632</b>



Felony Level	Primary Offense	Secondary Offense	Aug-17		This Calendar Year	
			SEX		SEX	
			F	M	F	M
C Felony	Arson (35-43-1-1)		-	-	1	1
	Assisting a Criminal (35-44-3-2)		-	-	1	3
	Auto Theft, Receiving Stolen Parts (35-43-4-2.5)		-	-	-	1
	Battery (35-42-2-1)		-	5	3	35
	Battery by Bodily Waste (35-42-2-6)		-	-	1	-
	Burglary (35-43-2-1)		-	6	9	70
	Carrying Handgun w/o License (35-47-2-23)		-	-	-	3
	Child Exploitation (35-42-4-4)		-	1	-	4
	Child Molesting (35-42-4-3)		-	4	1	29
	Child Seduction (35-42-4-7)		-	-	1	-
	Child Solicitation (35-42-4-6)		-	-	-	1
	Controlled Substance Registration (35-48-4-14)		-	-	1	-
	Corrupt Business Influence (35-45-6-2)		-	1	3	7
	Criminal Confinement (35-42-3-3)		-	1	-	6
	Criminal Recklessness (35-42-2-2)		-	-	-	5
	Dealing Marijuana, Hash Oil, or Hashish (35-48-4-10)		-	-	-	2
	Dealing Sched IV Controlled Substance (35-48-4-3)		-	-	2	1
	Dealing/Poss. Look-Alike Subs (35-48-4-6)		-	-	1	1
	Disarm/Attempt to Disarm an Officer (35-44.1-3-2)		-	-	-	1
	Driving After Forfeiture (9-12-3-2)		-	1	-	1
	Escape/Failure to Return (35-44-3-5)		1	-	1	2
	Failure to Register as a Sex Offender (11-8-8-17)		-	-	-	2
	Firearm w/in One Mile of School (35-47-2-1)		-	1	-	8
	Forgery (35-43-5-2)		6	3	36	47
	Fraud on Financial Institution (35-43-5-8)		-	1	4	4
	Handgun Violation (35-47-2-7)		-	1	-	2
	Intimidation (35-45-2-1)		-	1	-	15
	Involuntary Manslaughter (35-42-1-4)		-	-	-	1
	Neglect of a Dependent (35-46-1-4)		1	-	2	3
	Non-Support of Dependent Child (35-46-1-5)		1	3	4	40
	Operating Vehicle w/Lifetime Suspension (9-30-10-17)		1	3	3	31
	Operating Vehicle-Habitual Violation (9-30-10-16)		-	-	-	1
	Possession Methamphetamine (35-48-4-6.1)		-	-	2	7
	Possession of Cocaine or Narcotic Drug (35-48-4-6)		-	2	2	9
	Possession of Controlled Substance (35-48-4-7)		-	1	2	5
	Possession of Precursors (35-48-4-14.5)		-	1	1	6
	Promoting Prostitution (35-45-4-4)		-	1	-	3
	Reckless Homicide (35-42-1-5)		-	-	1	4
	Robbery (35-42-5-1)		-	2	3	21
	Security Fraud (23-19-5-1)		-	-	-	2
	Sexual Battery (35-42-4-8)		-	-	-	1
	Sexual Misconduct with a Minor (35-42-4-9)		-	2	1	16
	Stalking (35-45-10-5)		-	-	-	1
	Theft, Receiving Stolen Property (35-43-4-2)		-	-	2	1
	Trafficking with an Inmate (35-44-3-9)		-	-	2	-
	Welfare Fraud (35-43-5-7)		-	-	3	-
<b>C Felony Total</b>			<b>10</b>	<b>41</b>	<b>93</b>	<b>403</b>

Felony Level	Primary Offense	Secondary Offense	Aug-17		This Calendar Year	
			SEX		SEX	
			F	M	F	M
D Felony	Arson (35-43-1-1)		-	1	1	2
	Auto Theft, Receiving Stolen Parts (35-43-4-2.5)		-	-	-	4
	Battery (35-42-2-1)		1	-	2	4
	Battery by Bodily Waste (35-42-2-6)		-	-	-	2
	Check Deception (35-43-5-5)		-	-	-	1
	Check Fraud (35-43-5-12)		-	1	1	2
	Child Solicitation (35-42-4-6)		-	-	-	1
	Controlled Substance Registration (35-48-4-14)		-	-	-	1
	Criminal Confinement (35-42-3-3)		-	-	-	3
	Criminal Mischief (35-43-1-2)		-	-	-	1
	Criminal Recklessness (35-42-2-2)		-	-	-	6
	Cultivation of Marijuana (35-48-4-1)		-	-	-	1
	Dealing Counterfeit Substance (35-48-4-5)		-	-	-	1
	Dealing Marijuana, Hash Oil, or Hashish (35-48-4-10)		-	1	1	4
	Dealing Subs. Represent as Contrl'd Subs. (35-48-4-4.5)		-	-	-	1
	Dissemination of Matter Harmful to Minor (35-49-3-3)		-	-	-	2
	Domestic Battery (35-42-2-1.3)		-	-	-	9
	Driving While Intoxicated (9-11-2-3)		-	-	-	1
	Driving While Suspended/Oper Veh HTV (9-30-10-16)		-	2	1	13
	Dump Controlled Substance Waste (38-48-4-4.1)		-	-	-	1
	Failure to Register as a Sex Offender (11-8-8-17)		-	-	-	3
	Failure to Return to Lawful Detention (35-44-3-5)		-	-	-	7
	Failure to Warn Comm Disease (35-42-1-9)		-	-	-	1
	Forgery, Counterfeit (35-43-5-2)		-	-	-	2
	Fraud (35-43-5-4)		-	-	3	4
	Identity Deception (35-43-5-3.5)		-	-	2	1
	Intimidation (35-45-2-1)		-	-	-	5
	Invasion of Privacy (35-46-1-15.1)		-	-	1	-
	Maintaining a Common Nuisance (35-48-4-13)		1	1	4	6
	Neglect of a Dependent (35-46-1-4)		1	-	1	2
	Non-Support of a Child (35-46-1-5)		-	1	3	17
	Operating Vehicle Intox-Prior (9-30-5-3)		-	2	1	22
	Operating Vehicle Intoxicated-Contrl'd Sub (9-30-5-1)		-	-	1	1
	Operating Vehicle Intoxicated-Endanger (9-30-5-2)		-	-	2	4
	Operating Vehicle Intoxicated-Serious Injury (9-30-5-4)		-	1	-	6
	Perjury (35-44-2-1)		-	-	-	2
	Pointing a Firearm (35-47-4-3)		-	1	-	2
	Poss. of Marijuana, Hash Oil, or Hashish (35-48-4-11)		-	1	3	5
	Possession - Syringe/Needle (16-42-19-18)		1	-	6	1
	Possession of Cocaine or Narcotic Drug (35-48-4-6)		1	1	7	8
	Possession of Controlled Substance (35-48-4-7)		-	1	4	18
	Possession of Methamphetamine (35-48-4-6.1)		-	-	6	6
	Possession of Paraphernalia (35-48-4-8.3)		-	1	-	1
	Possession of Precursors (35-48-4-14.5)		-	-	1	3
	Prostitution (35-45-4-2)		-	-	2	-
	Residential Entry (35-43-2-1.5)		-	-	-	4
	Resisting Law Enforcement (35-44-3-3)		-	1	-	7
	Sexual Battery (35-42-4-8)		-	-	-	2
	Sexual Misconduct with a Minor (35-42-4-9)		-	-	-	1
	Strangulation (35-42-2-9)		-	-	-	3
	Synthetic ID Deception (35-43-5-3.8)		-	-	-	1
	Theft, Receiving Stolen Property (35-43-4-2)		3	6	35	83
	UNLAWFUL POSSESSION OF SMOKING INSTRUMENT (16-42-19-17)		-	-	-	1
	Welfare Fraud (35-43-5-7)		-	-	-	2
D Felony Total			8	22	88	291

Felony Level	Primary Offense	Secondary Offense	Aug-17		This Calendar Year	
			SEX		SEX	
			F	M	F	M
Level 1 Felony	Aggravated Battery (35-42-2-1.5)		-	-	-	1
	Aiding, Inducing or Causing an Offense (35-41-2-4)	Burglary (35-43-2-1)	-	-	1	-
		Child Molesting (35-42-4-3)	-	-	1	-
	Attempt to Commit a Felony (35-41-5-1)	Child Molesting (35-42-4-3)	-	1	-	1
		Murder (35-42-1-1)	-	1	1	14
		Rape (35-42-4-1)	-	-	-	1
	Burglary (35-43-2-1)		-	2	-	3
	Child Molesting (35-42-4-3)		-	10	3	54
	Conspiracy (35-41-5-2)	Child Molesting (35-42-4-3)	-	-	1	-
		Murder (35-42-1-1)	-	-	-	1
	Neglect of a Dependent/Death (35-46-1-4)		-	-	4	7
	Rape (35-42-4-1)		-	1	-	5
Level 1 Felony Total			-	15	11	87

Felony Level	Primary Offense	Secondary Offense	Aug-17		This Calendar Year	
			SEX		SEX	
			F	M	F	M
Level 2 Felony	Aiding, Inducing or Causing an Offense (35-41-2-4)	Burglary (35-43-2-1)	-	-	-	1
		Dealing Methamphetamine (35-48-4-1.1)	-	-	-	1
		Robbery (35-42-5-1)	-	-	-	1
		Voluntary Manslaughter (35-42-1-3)	-	-	-	1
	Attempt to Commit a Felony (35-41-5-1)	Dealing Methamphetamine (35-48-4-1.1)	-	-	1	-
		Robbery (35-42-5-1)	-	-	-	1
	Battery (35-42-2-1)		-	-	-	1
	Burglary (35-43-2-1)		1	7	2	34
	Child Molesting (35-42-4-3)		-	-	-	1
	Conspiracy (35-41-5-2)	Burglary (35-43-2-1)	-	-	-	1
		Dealing Methamphetamine (35-48-4-1.1)	-	1	2	2
		Robbery (35-42-5-1)	-	-	1	1
	Dealing Cocaine or Narcotic Drug (35-48-4-1)		-	7	5	66
	Dealing Methamphetamine (35-48-4-1.1)		2	9	20	75
	Dealing Sched I, II, or III Cntrld Sub (35-48-4-2)		-	-	-	3
	Kidnapping (35-42-3-2)		-	-	-	2
	Possession - Destruct Device (35-47.5-5-2)		-	-	-	1
	Robbery (35-42-5-1)		1	2	3	16
	Voluntary Manslaughter (35-42-1-3)		-	2	1	16
		Firearm Enhancement (35-50-2-11)	-	-	-	1
Level 2 Felony Total			4	28	35	225

Felony Level	Primary Offense	Secondary Offense	Aug-17		This Calendar Year	
			SEX		SEX	
			F	M	F	M
Level 3 Felony	Accident/Failure to Stop-Serious Inj/Death (9-26-1-1.1)		-	-	2	8
	Aggravated Battery (35-42-2-1.5)		1	4	4	48
	Aiding, Inducing or Causing an Offense (35-41-2-4)	Aggravated Battery (35-42-2-1.5)	-	-	-	1
		Dealing Cocaine or Narcotic Drug (35-48-4-1)	-	1	-	1
		Neglect of a Dependent/Death (35-46-1-4)	-	-	1	-
		Robbery (35-42-5-1)	-	-	1	6
	Attempt to Commit a Felony (35-41-5-1)	Aggravated Battery (35-42-2-1.5)	-	-	-	3
		Rape (35-42-4-1)	-	-	-	2
		Robbery (35-42-5-1)	-	3	-	11
	Battery (35-42-2-1)		-	-	1	8
	Burglary (35-43-2-1)		-	-	-	10
	Child Molesting (35-42-4-3)		-	2	1	22
	Conspiracy (35-41-5-2)	Dealing Methamphetamine (35-48-4-1.1)	1	-	1	1
		Robbery (35-42-5-1)	-	-	2	8
	Criminal Confinement (35-42-3-3)		-	3	3	35
	Dealing Cocaine or Narcotic Drug (35-48-4-1)		-	4	9	35
	Dealing Methamphetamine (35-48-4-1.1)		3	4	8	30
	Dealing Sched I, II, or III Cntrld Sub (35-48-4-2)		-	-	5	4
	Dealing Sched IV Cntrld Sub (35-48-4-3)		-	-	-	1
	Human Sexual Trafficking (35-42-3.5-1)		-	-	2	-
	Neglect of a Dependent/Death (35-46-1-4)		-	1	6	5
	Possession of Cocaine or Narcotic Drug (35-48-4-6)		-	1	1	11
	Possession of Methamphetamine (35-48-4-6.1)		-	1	4	21
	Rape (35-42-4-1)		-	3	-	21
	Resisting Law Enforcement (35-44.1-3-1)		-	-	-	2
	Robbery (35-42-5-1)		3	24	13	185
Level 3 Felony Total			8	51	64	479

Felony Level	Primary Offense	Secondary Offense	Aug-17		This Calendar Year	
			SEX		SEX	
			F	M	F	M
Level 4 Felony	Accident/Failure to Stop-Serious Inj/Death (9-26-1-8)		-	-	-	1
	Aiding, Inducing or Causing an Offense (35-41-2-4)	AIDING/ROBBERY WITH ARMED FORCE OR Arson (35-43-1-1)	-	-	1	-
		BURGLARY (35-43-2-1)	-	-	-	4
		Dealing Cocaine or Narcotic Drug (35-48-4-1)	-	1	-	2
		Dealing Methamphetamine (35-48-4-1.1)	-	1	2	1
	Arson (35-43-1-1)		1	-	8	11
	Attempt to Commit a Felony (35-41-5-1)	BURGLARY (35-43-2-1)	-	-	-	3
		Dealing Methamphetamine (35-48-4-1.1)	-	-	1	1
	BURGLARY (35-43-2-1)		6	25	42	220
	Battery (35-42-2-1)		-	1	-	2
	Child Molesting (35-42-4-3)		-	14	-	76
	Child Solicitation (35-42-4-6)		-	-	-	2
	Conspiracy (35-41-5-2)	BURGLARY (35-43-2-1)	-	1	-	3
		Dealing Cocaine or Narcotic Drug (35-48-4-1)	-	-	1	2
		Dealing Methamphetamine (35-48-4-1.1)	-	-	1	-
	Dealing Cocaine or Narcotic Drug (35-48-4-1)		2	6	22	62
	Dealing Methamphetamine (35-48-4-1.1)		1	7	33	73
	Dealing Sched I, II, or III Cntrld Sub (35-48-4-2)		-	-	5	5
	Dealing Sched IV Controlled Substance (35-48-4-3)		-	-	-	1
	ESCAPE 35-44.1-3-4		-	-	-	2
	Felon in Possession of a Firearm (35-47-4-5)		1	10	3	124
	Manufacturing Meth (35-48-4-1.2)		1	-	1	-
	Operating Vehicle Intoxicated/Death (9-30-5-5)		2	2	4	8
	POSSESSION OF DANGEROUS DEVICE (35-44.1-3-7)		-	1	-	2
	Possession of Cocaine or Narcotic Drug (35-48-4-6)		-	3	3	13
	Possession of Methamphetamine (35-48-4-6.1)		1	3	9	19
	Promoting Prostitution, under 18 (35-45-4-4)		-	-	-	2
	Sexual Battery (35-42-4-8)		-	-	-	2
	Sexual Misconduct with a Minor (35-42-4-9)		-	3	4	30
	Vicarious Sexual Gratification (35-42-4-5)		-	-	-	1
Level 4 Felony Total			15	78	142	672

Felony Level	Primary Offense	Secondary Offense	Aug-17		This Calendar Year	
			SEX		SEX	
			F	M	F	M
Level 5 Felony	ASSISTING A CRIMINAL (35-44.1-2-5)		-	-	1	2
	Accident/Failure to Stop-Serious Inj/Death (9-26-1-8)		-	1	1	6
	Aiding, Inducing or Causing an Offense (35-41-2-4)	BURGLARY (35-43-2-1)	-	1	1	4
		DEALING IN METHAMPHETAMINE (35-48-4-1)	1	-	4	4
		Dealing Cocaine or Narcotic Drug (35-48-4-1)	-	-	1	2
		ESCAPE (35-44.1-3-4)	-	-	1	-
		Robbery (35-42-5-1)	-	-	1	2
		TRAFFICKING WITH AN INMATE (35-44.1-3-5)	-	-	-	1
	Attempt to Commit a Felony (35-41-5-1)	BATTERY (35-42-2-1)	-	-	1	1
		BURGLARY (35-43-2-1)	-	1	-	8
		DEALING IN METHAMPHETAMINE (35-48-4-1)	-	-	1	-
		ESCAPE (35-44.1-3-4)	-	-	-	1
		Robbery (35-42-5-1)	-	-	2	4
	BATTERY (35-42-2-1)		7	23	43	238
	BURGLARY (35-43-2-1)		4	28	18	233
	Bribery (35-44.1-1-2)		-	-	-	1
	CRIMINAL CONFINEMENT (35-42-3-3)		-	2	-	32
	Check Deception (35-43-5-5)		-	-	-	1
	Child Exploitation (35-42-4-4)		-	2	-	9
	Child Pornography (35-42-4-4(C))		-	-	-	1
	Child Solicitation (35-42-4-6)		-	3	2	13
	Conspiracy (35-41-5-2)	BURGLARY (35-43-2-1)	-	-	-	1
		CRIMINAL CONFINEMENT (35-42-3-3)	-	-	1	-
		DEALING IN METHAMPHETAMINE (35-48-4-1)	-	1	1	3
		Dealing Cocaine or Narcotic Drug (35-48-4-1)	1	-	1	1
		Dealing Marijuana, Hash Oil, or Hashish (35-48-4-1)	-	-	-	1
		Dealing Methamphetamine (35-48-4-1.1)	-	-	-	1
		Fraud on Financial Institution (35-43-5-8)	-	-	-	1
		Robbery (35-42-5-1)	-	-	-	2
		TRAFFICKING WITH AN INMATE (35-44.1-3-5)	-	-	-	2
	Controlled Substance Registration (35-48-4-14)		-	-	-	1
	Conversion (35-43-4-3)		-	-	-	1
	Corrupt Business Influence (35-45-6-2)		2	5	7	12
	Criminal Recklessness (35-42-2-2)		-	3	2	15
	DEALING IN METHAMPHETAMINE (35-48-4-1.1)		8	9	34	118
	Dangerous Control of a Handgun (35-47-10-6)		-	-	-	2
	Dealing Cocaine or Narcotic Drug (35-48-4-1)		1	17	27	97
	Dealing Marijuana, Hash Oil, or Hashish (35-48-4-10)		-	3	-	7
	Dealing Methamphetamine (35-48-4-1.1)		3	18	22	75
	Dealing Sched I, II, or III Cntrld Sub (35-48-4-2)		-	-	7	6

Felony Level	Primary Offense	Secondary Offense	Aug-17		This Calendar Year	
			SEX		SEX	
			F	M	F	M
Level 5 Felony	Dealing Sched IV Cntrl'd Sub (35-48-4-3)		-	1	1	3
Cont.	Dealing/Poss. Look-Alike Subs (35-48-4-4.6)		-	2	3	11
	Disarm/Attempt to Disarm an Officer (35-44.1-3-2)		-	2	-	4
	Domestic Battery (35-42-2-1.3)		-	8	4	51
	Driving Suspended/Death (9-24-19-4)		-	-	-	1
	ESCAPE (35-44.1-3-4)		-	-	6	26
	Failure to Register as a Sex Offender (11-8-8-17)		-	4	-	44
	Firearm w/in One Mile of School (35-47-2-1)		1	17	5	165
	Fraud on Financial Institution (35-43-5-8)		1	2	10	23
	Home Improvement Fraud (35-43-6-12)		-	-	-	2
	Insurance Fraud (35-43-5-4.5)		-	1	-	2
	Intimidation (35-45-2-1)		-	4	1	41
	Kidnapping (35-42-3-2)		-	-	-	5
	Neglect of a Dependent/Death (35-46-1-4)		-	1	9	6
	Non-Support of Dependent Child (35-46-1-5)		-	-	1	6
	OP VEH AFT LIFE SUSP (9-30-10-17)		2	23	7	165
		Habitual Offender Controlled Substance (35-50-2-1)	-	1	-	2
	Obliterating Handgun I.D. (35-47-2-18)		-	2	-	7
	Operating Vehicle Intox-Prior (9-30-5-3)		-	1	-	1
	Operating Vehicle Intoxicated-Contrld Sub (9-30-5-1)		-	-	-	2
	Operating Vehicle Intoxicated/Death (9-30-5-5)		-	1	1	5
	Operating Vehicle Intoxicated/Injury (9-30-5-4)		-	-	1	1
	POSSESSION OF SYRINGES OR NEEDLES 16-42-19-18		4	2	17	17
	Possession OF Dangerous Device (35-44.1-3-7)		-	1	1	8
	Possession of Cocaine or Narcotic Drug 35-48-4-6		-	11	10	51
	Promoting Prostitution (35-45-4-4)		-	-	-	3
	Reckless Homicide (35-42-1-5)		-	-	-	8
	Resisting Law Enforcement (35-44.1-3-1)		-	-	-	3
	Robbery (35-42-5-1)		3	10	8	87
	Sexual Misconduct with a Minor (35-42-4-9)		-	2	2	25
	Stalking (35-45-10-5)		-	1	-	15
	TRAFFICKING WITH AN INMATE (35-44.1-3-5)		2	1	9	7
	Theft, Receiving Stolen Property (35-43-4-2)		-	-	2	5
	Unlawful Transfer of Handgun Ownership (35-47-2-7(B))		-	-	-	1
Level 5 Felony Total			40	215	277	1712

Felony Level	Primary Offense	Secondary Offense	Aug-17		This Calendar Year	
			SEX		SEX	
			F	M	F	M
Level 6 Felony	AIDING IN MANUFACTURE OF SCH II CONT SUB (35-48-4-2)		1	-	2	-
	Aiding, Inducing or Causing an Offense (35-41-2-4)	Maintaining Common Nuisance (35-48-4-13)	-	-	1	-
	Attempt to Commit a Felony (35-41-5-1)	FORGERY,COUNTERFEITING,APPLICATION	-	-	-	1
	Auto Theft, Receiving Stolen Parts (35-43-4-2.5)		1	2	3	23
	BATTERY 35-42-2-1		-	7	3	27
	CRIMINAL CONFINEMENT (35-42-3-3)		-	2	-	14
	CRIMINAL RECKLESSNES (35-42-2-2)		-	1	-	19
	Conspiracy (35-41-5-2)	Check Fraud (35-43-5-12)	-	-	-	1
	Criminal Confinement (35-42-3-3)		1	-	1	4
	Dealing Marijuana, Hash Oil, or Hashish (35-48-4-10)		-	-	-	1
	Dealing/Poss. Look-Alike Subs (35-48-4-11.5)		-	-	-	3
	ESCAPE 35-44.1-3-4		2	3	9	26
	FAIL TO REGR SEX OFF (11-8-8-17)		-	1	-	6
	FAILURE TO APPEAR (35-44.1-2-9)		-	-	-	1
	FORGERY,COUNTERFEITING,APPLICATION FRAUD (35-43-5-2)		-	2	5	13
	Failure to Return to Acc Result Serious Inj (9-26-1-1(2))		-	-	-	1
	Home Improvement Fraud (35-43-6-12)		-	-	-	2
	INTIMIDATION (35-45-2-1)		-	3	-	18
	INVASION OF PRIVACY (35-46-1-15.1)		-	3	-	10
	Identity Deception (35-43-5-3.5)		-	-	2	5
	Insurance Fraud (35-43-5-4.5)		2	1	4	6
	Maintaining Common Nuisance (35-48-4-13)		1	3	10	14
	Malicious Mischief Body F/W (35-45-16-2(c))		-	-	-	1
	Neglect of a Dependent/Death (35-46-1-4)		-	-	6	1
	Non-Support of Dependent Child (35-46-1-5)		-	1	-	3
	OPER VEHICLE - INTOX - PREV CONVICTION (9-30-5-3)		1	1	2	15
		Habitual Offender Controlled Substance (35-50-2-1)	-	1	-	3
	Obstruction of Justice (35-44.1-2-2)		-	-	2	3
	Operating Vehicle Intoxicated-Contrld Sub (9-30-5-1)		-	-	2	2
	Operating Vehicle Intoxicated-Endanger (9-30-5-2)		1	2	5	20
		Habitual Offender Controlled Substance (35-50-2-1)	-	-	1	3
	Operating Vehicle-Habitual Violation (9-30-10-16)		-	-	1	14
	PERJURY (35-44.1-2-1)		-	-	-	3
	POSS PARAPHERNALIA (35-48-4-8.3)		-	-	-	1
	POSSESS PRECURSORS (35-48-4-14.5)		-	1	-	3
	POSSESSION OF METHAMPHETAMINE (35-48-4-6.1)		-	-	1	-
	POSSESSION OF SYRINGES OR NEEDLES (16-42-19-18)		1	3	6	18
	POSSESSION OR USE OF LEGEND DRUG (16-42-19-13)		1	-	1	3
	PROSTITUTION (35-45-4-2)		1	-	2	-
	Pointing a Firearm (35-47-4-3)		-	1	-	2
	Possession Sched IV Contrld Sub w/in 1,000 ft (35-48-4-7)		-	-	-	1
	Possession of Cocaine or Narcotic Drug (35-48-4-6)		5	4	20	31
	Possession of Methamphetamine (35-48-4-6.1)		4	7	17	44
	RESIDENTIAL ENTRY (35-43-2-1.5)		-	2	1	13
	RESISTING LAW ENFORC (35-44.1-3-1)		-	2	1	18
	Sexual Battery (35-42-4-8)		-	-	-	1
	Stalking (35-45-10-5)		-	-	-	1
	Strangulation (35-42-2-9)		-	-	1	8
	Synthetic ID Deception (35-43-5-3.8)		-	-	2	-
	Theft, Receiving Stolen Property (35-43-4-2)		8	15	37	94
Level 6 Felony Total			30	68	148	501

Felony Level	Primary Offense	Secondary Offense	Aug-17		This Calendar Year	
			F	M	F	M
			SEX			
Habitual Off	Habitual Offender Controlled Substance (35-50-2-10)		-	-	-	2
Habitual Off Total			-	-	-	2

Felony Level	Primary Offense	Secondary Offense	Aug-17		This Calendar Year	
			F	M	F	M
			SEX			
Murder (35-42-1-1)	Murder (35-42-1-1)		-	12	4	58
		Firearm Enhancement (35-50-2-11)	-	-	-	1
Murder Total			-	12	4	59

Grand Total	Aug-17		This Calendar Year	
	F	M	F	M
	42614			
	SEX			
	131	612	981	5157

Note: Offense data may not be available for all offenders at the time this table was prepared.  
Only new commitments and probation violations are reported on this table.  
Parole and Community Transition Program violators are excluded on this table.  
Source: SAS - all.citations\_mso.pgm  
(16-7)

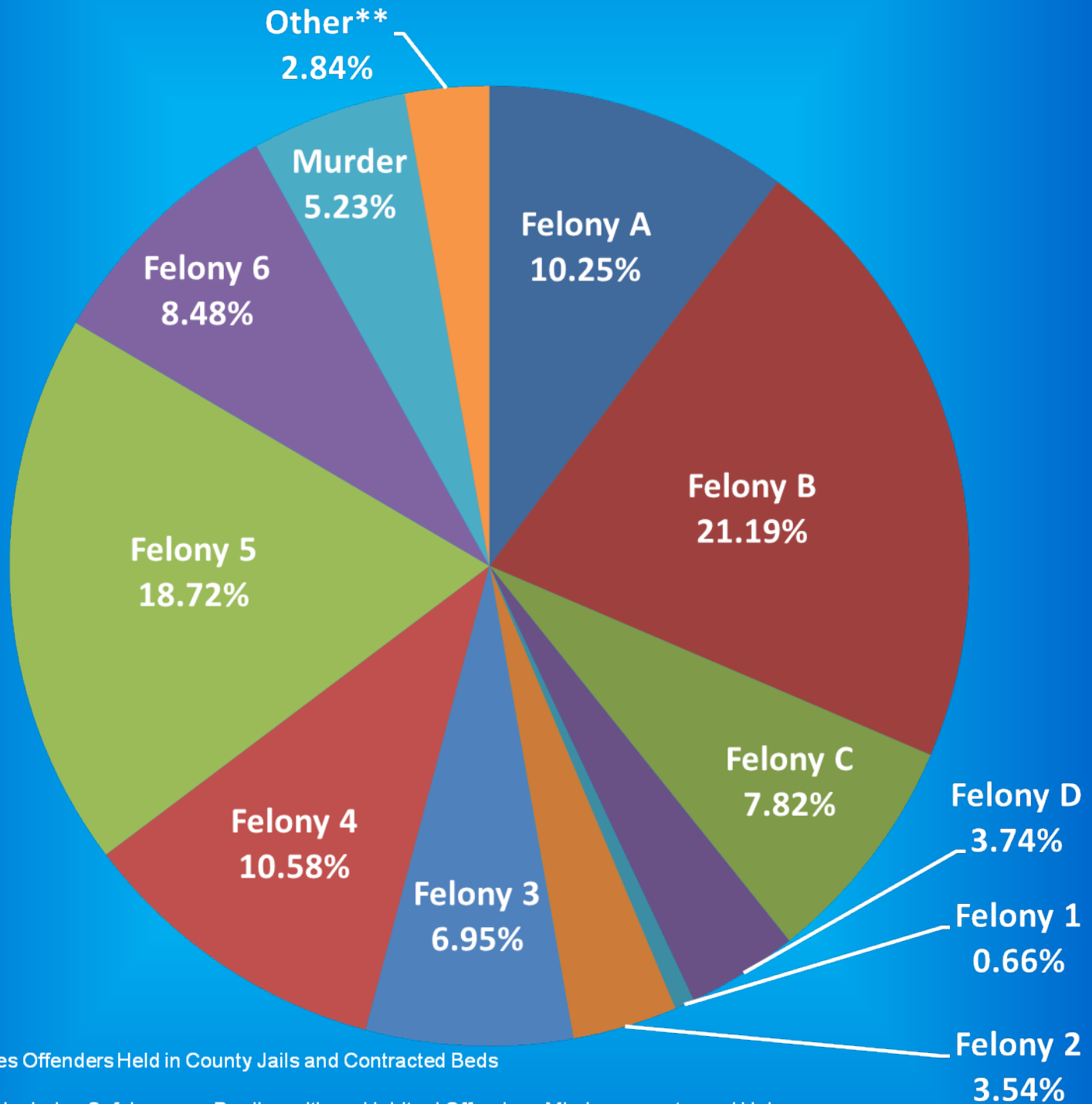
# Indiana Department of Correction

## Graph A

### Female Population by Most Serious Offense Felony Level\*

September 01, 2017

N = 2,352



\* Includes Offenders Held in County Jails and Contracted Beds

\*\* Other includes Safekeepers, Predispositions, Habitual Offenders, Misdemeanants, and Unknowns

# Indiana Department of Correction

## Graph B

Average Daily Adult Female Offender Populations  
Calendar Year 2017



— Includes County Jail/Contract Beds    — Excludes County Jail/Contract Beds

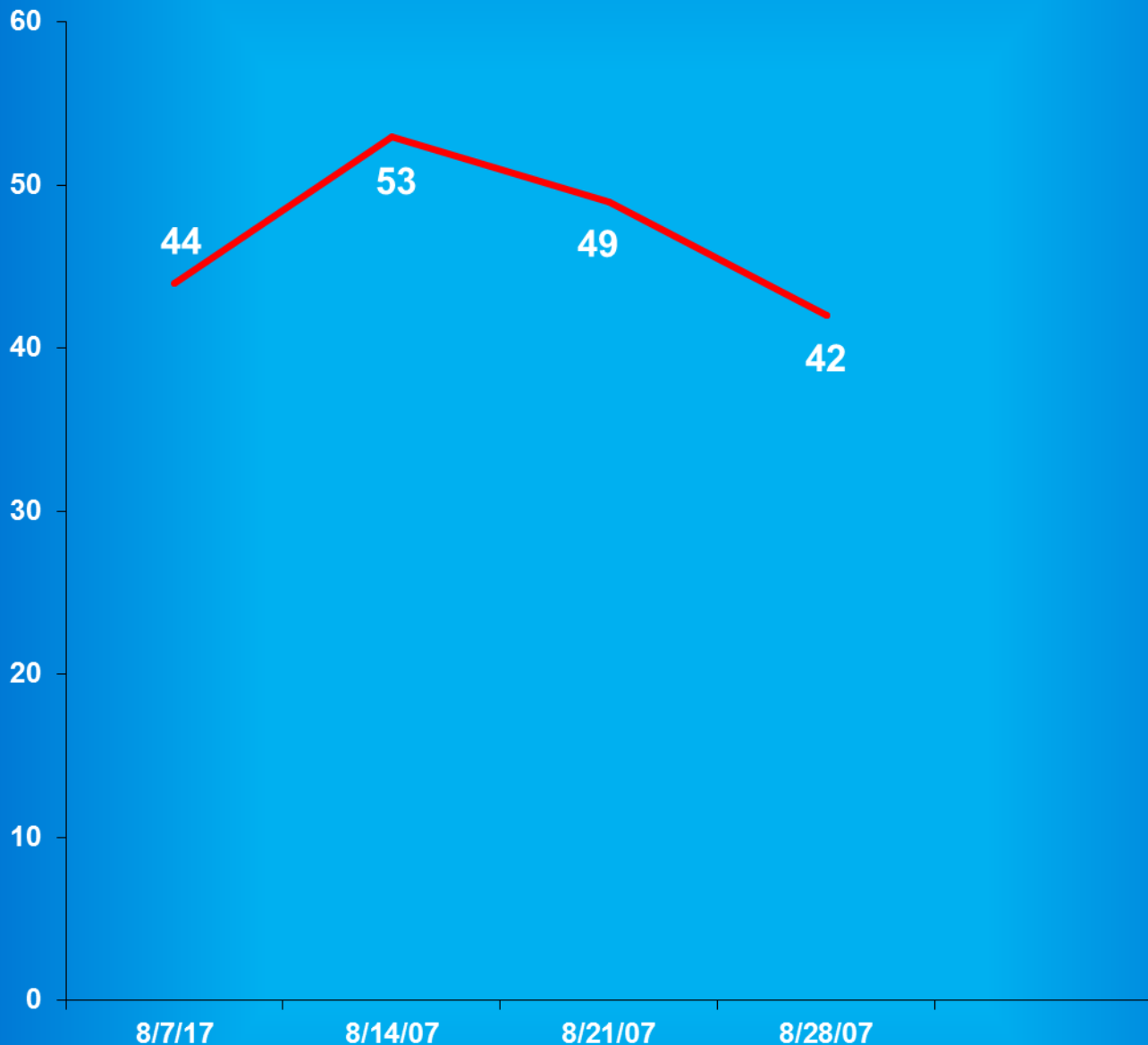


# Indiana Department of Correction

## Graph C

### Adult Females Held in County Jails

August 2017



- Offenders held in county jails are newly sentenced offenders with completed court documents who are awaiting transfer to a DOC facility.

- Jail counts are a dynamic number that are affected by a variety of factors, including; sentencing trends, available DOC beds, and intake process completion.

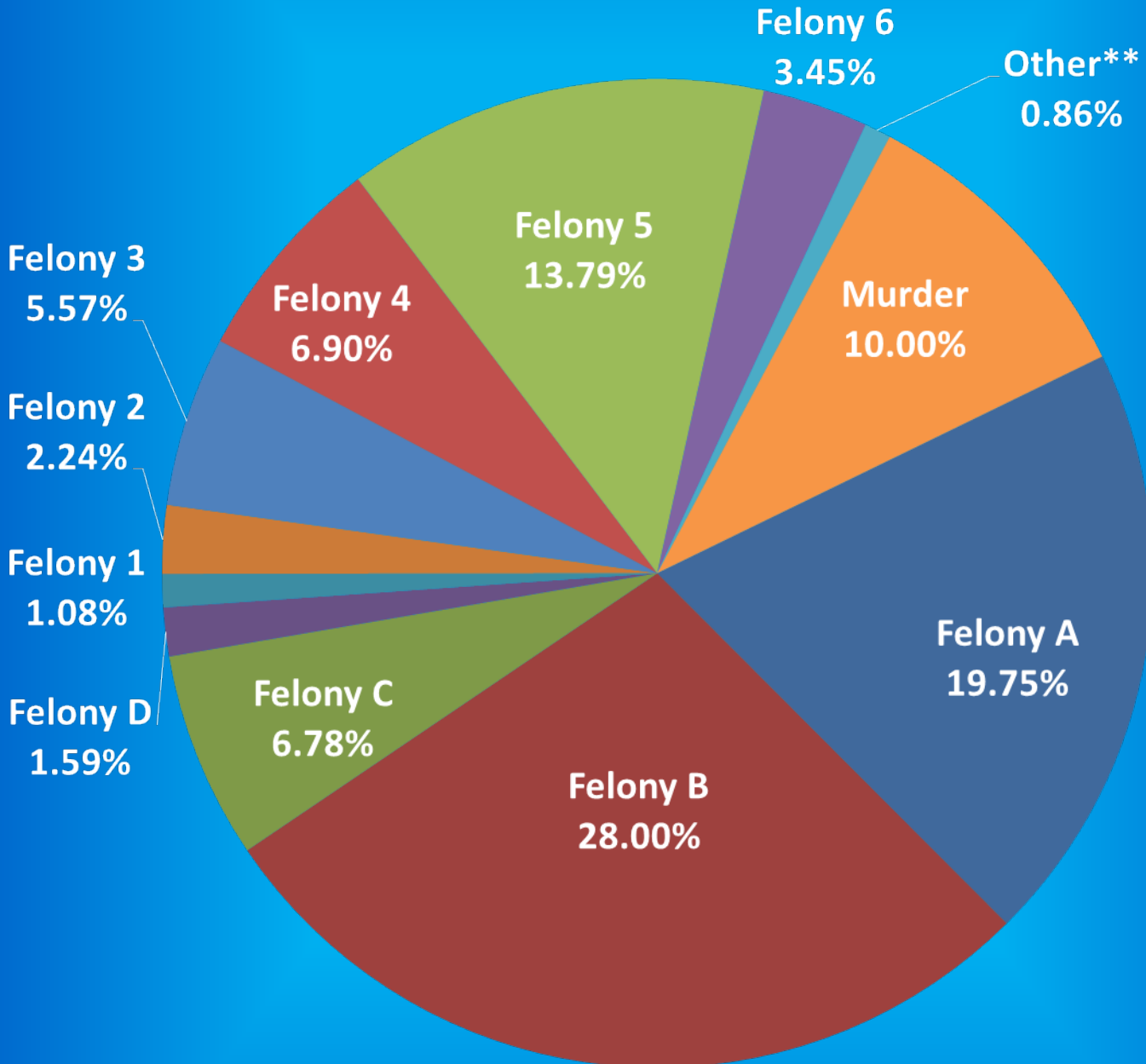
# Indiana Department of Correction

## Graph D

Male Population by Most Serious Offense Felony Level\*

September 01, 2017

N = 23,542



• Includes Offenders Held in County Jails and Contracted Beds

\*\* Other includes Safekeepers, Predispositions, Habitual Offenders, Misdemeanants, and Unknowns

# Indiana Department of Correction

## Graph E

### Average Daily Adult Male Offender Populations Calendar Year 2017

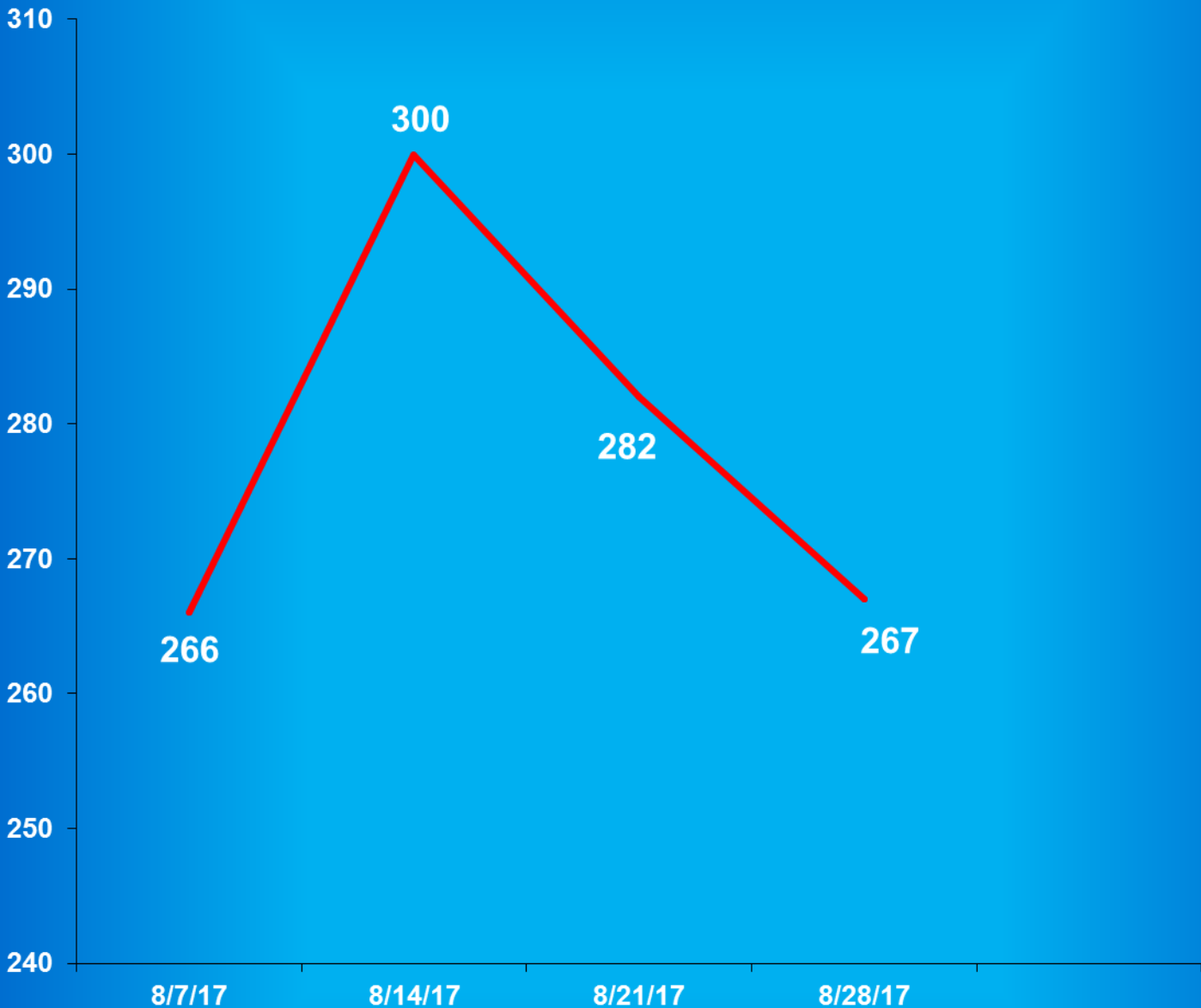


# Indiana Department of Correction

## Graph F

### Adult Males Held in County Jails

August 2017



- Offenders held in county jails are newly sentenced offenders with completed court documents who are awaiting transfer to a DOC facility.

- Jail counts are a dynamic number that are affected by a variety of factors, including; sentencing trends, available DOC beds, and intake process completion.



# Juvenile Offender Statistics



**Indiana Department Of Correction**  
**Table 13**  
**Monthly Facility Admissions and Releases**

**Juvenile Offenders**  
**August 2017**

**Admissions of All Juvenile Males**

<b>New Commitment</b>	<b>Re- Commitment</b>	<b>Parolee Return</b>	<b>Return From Escape</b>	<b>Diagnostics/ Walk-Thrus</b>
38	10	2	0	6

**Releases of All Juvenile Males**

<b>Discharge</b>	<b>Parole</b>	<b>Escape</b>	<b>Diagnostics/ Walk-Thrus</b>
41	8	0	10

**Admissions of All Juvenile Females**

<b>New Commitment</b>	<b>Re- Commitment</b>	<b>Parolee Return</b>	<b>Return From Escape</b>	<b>Diagnostics/ Walk-Thrus</b>
3	2	0	0	2

**Releases of All Juvenile Females**

<b>Discharge</b>	<b>Parole</b>	<b>Escape</b>	<b>Diagnostics/ Walk-Thrus</b>
4	2	0	2

Sources:  
SAS - mnthadm4\_pgm\_tbl13.pgm  
SAS - mnthext4\_pgm\_tbl13.pgm

**Indiana Department of Correction**

**Table 14**

**New Admissions by County of Commitment - Juveniles**

**August 2017**

County	Admission Type			County	Admission Type		
	New Commits	Re Commits	Total		New Commits	Re Commits	Total
Adams	1	0	1	Madison	0	0	0
Allen	2	1	3	Marion	6	1	7
Bartholomew	0	0	0	Marshall	1	0	1
Benton	0	0	0	Martin	0	0	0
Blackford	0	0	0	Miami	0	0	0
Boone	0	0	0	Monroe	0	0	0
Brown	0	0	0	Montgomery	1	0	1
Carroll	0	0	0	Morgan	0	0	0
Cass	0	0	0	Newton	0	0	0
Clark	0	0	0	Noble	1	0	1
Clay	1	0	1	Ohio	0	0	0
Clinton	0	0	0	Orange	1	0	1
Crawford	0	0	0	Owen	0	0	0
Daviess	0	0	0	Parke	0	0	0
Dearborn	0	1	1	Perry	0	0	0
Decatur	0	1	1	Pike	0	0	0
DeKalb	0	0	0	Porter	1	0	1
Delaware	0	1	1	Posey	0	0	0
Dubois	1	0	1	Pulaski	0	0	0
Elkhart	2	0	2	Putnam	0	0	0
Fayette	1	0	1	Randolph	0	0	0
Floyd	0	0	0	Ripley	0	0	0
Fountain	0	0	0	Rush	0	0	0
Franklin	0	0	0	St. Joseph	1	2	3
Fulton	1	0	1	Scott	1	0	1
Gibson	0	0	0	Shelby	2	0	2
Grant	0	0	0	Spencer	0	0	0
Greene	0	0	0	Starke	0	0	0
Hamilton	1	0	1	Steuben	0	1	1
Hancock	1	0	1	Sullivan	0	0	0
Harrison	0	0	0	Switzerland	0	0	0
Hendricks	0	0	0	Tippecanoe	0	0	0
Henry	1	1	2	Tipton	0	0	0
Howard	2	0	2	Union	0	0	0
Huntington	0	0	0	Vanderburgh	4	2	6
Jackson	0	0	0	Vermillion	0	0	0
Jasper	0	0	0	Vigo	0	0	0
Jay	0	0	0	Wabash	1	0	1
Jefferson	0	0	0	Warren	0	0	0
Jennings	0	0	0	Warrick	0	0	0
Johnson	1	0	1	Washington	0	0	0
Knox	0	0	0	Wayne	1	1	2
Kosciusko	1	0	1	Wells	0	0	0
LaGrange	0	0	0	White	0	0	0
Lake	3	0	3	Whitley	0	0	0
LaPorte	1	0	1	Unknown	0	0	0
Lawrence	0	0	0	<b>Totals</b>	<b>41</b>	<b>12</b>	<b>53</b>

This data is based on most serious offense and excludes parole violations.

Source: Mnthadm4\_pgm\_tbl14.pgm

**Indiana Department of Correction**

**Table 15**

**Monthly Releases by County of Commitment - Juveniles**

**August 2017**

County	Release Type			County	Release Type		
	Discharge	Parole	Total		Discharge	Parole	Total
Adams	0	1	1	Madison	0	0	0
Allen	2	0	2	Marion	6	0	6
Bartholomew	0	0	0	Marshall	1	0	1
Benton	1	0	1	Martin	0	0	0
Blackford	0	0	0	Miami	0	0	0
Boone	0	0	0	Monroe	1	0	1
Brown	0	0	0	Montgomery	1	0	1
Carroll	1	0	1	Morgan	0	1	1
Cass	0	0	0	Newton	0	0	0
Clark	2	0	2	Noble	1	0	1
Clay	0	0	0	Ohio	0	0	0
Clinton	1	0	1	Orange	1	0	1
Crawford	0	0	0	Owen	0	0	0
Daviess	0	0	0	Parke	0	0	0
Dearborn	1	0	1	Perry	0	0	0
Decatur	0	0	0	Pike	0	0	0
DeKalb	0	0	0	Porter	4	0	4
Delaware	1	0	1	Posey	0	0	0
Dubois	0	0	0	Pulaski	0	0	0
Elkhart	1	1	2	Putnam	0	0	0
Fayette	0	0	0	Randolph	0	0	0
Floyd	0	0	0	Ripley	0	0	0
Fountain	0	0	0	Rush	0	1	1
Franklin	0	0	0	St. Joseph	0	0	0
Fulton	0	0	0	Scott	0	0	0
Gibson	1	0	1	Shelby	0	0	0
Grant	0	0	0	Spencer	0	0	0
Greene	0	0	0	Starke	0	0	0
Hamilton	0	0	0	Steuben	0	0	0
Hancock	0	0	0	Sullivan	1	0	1
Harrison	0	0	0	Switzerland	0	0	0
Hendricks	0	0	0	Tippecanoe	1	0	1
Henry	0	0	0	Tipton	0	0	0
Howard	2	0	2	Union	0	0	0
Huntington	1	0	1	Vanderburgh	4	3	7
Jackson	0	0	0	Vermillion	0	0	0
Jasper	0	0	0	Vigo	1	0	1
Jay	0	0	0	Wabash	1	0	1
Jefferson	0	1	1	Warren	0	0	0
Jennings	0	0	0	Warrick	0	0	0
Johnson	0	0	0	Washington	1	0	1
Knox	0	0	0	Wayne	0	0	0
Kosciusko	1	1	2	Wells	0	0	0
LaGrange	0	0	0	White	1	0	1
Lake	2	1	3	Whitley	1	0	1
LaPorte	1	0	1	Unknown	0	0	0
Lawrence	1	0	1	<b>Totals</b>	<b>45</b>	<b>10</b>	<b>55</b>

Some discharges may be releases to County Probation - data is unable to be separated.

Diagnostics and Escapes are excluded.

Source: Mnthext4\_pgm\_tbl15.pgm



**Indiana Department of Correction**  
**Table 16**  
**Total Number of Committing Offenses for Juveniles**  
**Committed to the Indiana Department of Correction**

**August 2017**

OFFENSE (Citation Code)	THE NUMBER OF OFFENSES			
	This Month		This Calendar Year	
LEVEL I	Female	Male	Female	Male
Aggravated Battery (35-42-2-1.5)	0	1	1	3
Arson (35-43-1-1)	0	1	0	1
Battery (35-42-2-1)	0	6	10	34
Battery by Bodily Waste (35-42-2-6)	0	0	0	2
Burglary (35-43-2-1)	0	6	2	40
Carjacking (35-42-5-2)	0	0	0	0
Carrying Handgun w/o License (35-47-2-1)	0	1	0	8
Changing, Altering, Removing, Obliterating ID of Handgun (35-47-2-18)	0	1	0	2
Child Exploitation (35-42-4-4)	0	0	0	1
Child in Possession of Handgun (35-47-10-5)	0	5	2	16
Child Molesting (35-42-4-3)	0	1	0	16
Child Seduction (35-42-4-7)	0	0	0	0
Child Selling (35-46-1-4)	0	0	0	0
Child Solicitation (35-42-4-6)	0	0	0	0
Consumer Product Tampering (35-45-8-3)	0	0	0	0
Criminal Confinement (35-42-3-3)	0	0	3	6
Criminal Gang Intimidation (35-45-9-4)	0	0	0	0
Criminal Gang Recruitment	0	0	0	0
Criminal Deviate Conduct (35-42-4-2)	0	0	0	0
Criminal Recklessness (35-42-2-2)	0	1	0	7
Danger Possession Firearm	0	1	0	13
Dealing in a Sawed-Off Shotgun (35-47-5-4.1)	0	0	0	0
Distribution of a Destructive Device (IC 35-47.5-5-5)	0	0	0	0
Domestic Battery (35-42-2-1.3)	0	0	0	0
Driving While Intoxicated Resulting in Death (9-30-5-5)	0	0	1	0
False, Altering Handgun License (35-47-2-22)	0	0	0	1
False Application for Handgun (35-47-2-8)	0	0	0	0
Feticide (35-42-1-6)	0	0	0	0
Handgun, False ID (35-47-2-17)	0	0	0	0
Incest (35-46-1-3)	0	0	0	0
Interference with Custody (35-42-3-4)	0	0	0	0
Intimidation (35-45-2-1)	0	0	0	0
Involuntary Manslaughter (35-42-1-4)	0	0	0	0
Kidnapping (35-42-3-2)	0	0	0	0
Murder (35-42-1-1)	0	0	0	0
Neglect of a Dependent (35-46-1-4)	0	0	0	0
Operation of a Machine Gun/Hurling a Bomb (35-47-5-9)	0	0	0	0
Overpass Mischief (35-42-2-5)	0	0	0	0
Pointing a Firearm (35-47-4-3)	0	0	0	4
Possession of Firearm on School Property (35-47-9-2)	0	0	0	1
Possession of a Machine Gun or Bomb (35-47-5-9)	0	0	0	0
Rape (35-42-4-1)	0	0	0	2
Reckless Homicide (35-42-1-5)	0	0	0	0
Resisting Law Enforcement (35-44-3-3)	0	0	0	0
Robbery (35-42-5-1)	0	4	1	58

**LEVEL I (Cont.)**

**THE NUMBER OF OFFENSES**

	This Month		This Calendar Year	
	Female	Male	Female	Male
Sell, Manufacture, Possess, Purchase Explosive (35-47-5-1)	0	0	0	0
Sell, Transfer, HIV Blood (35-42-1-7)	0	0	0	0
Selling, Transferring, Giving Handgun to Under 18 (35-47-2-7)	0	0	0	0
Sexual Battery (35-42-4-8)	0	2	1	9
Sexual Misconduct (35-44-1-5)	0	0	0	0
Sexual Misconduct with a Minor (35-42-4-9)	0	0	0	0
Stalking (35-45-10-5)	0	0	0	0
Strangulation (35-42-2-9)	0	1	1	4
Unlawful Delivery of Confiscated Firearm (35-47-3-4)	0	0	0	0
Unlawful Use of Body Armor (35-47-5-13)	0	0	0	0
Unlawful Use of Stun Gun (35-47-8-5)	0	0	0	0
Vicarious Sexual Gratification (35-42-4-5)	0	0	0	0
Voluntary Manslaughter (35-42-1-3)	0	0	0	1
<b>Sub-Total</b>	<b>0</b>	<b>31</b>	<b>22</b>	<b>229</b>

**LEVEL II**

Assisting a Criminal (35-44-3-2)	0	0	0	0
Chinese Throwing Star (35-47-5-12)	0	0	0	0
Criminal Gang Activity (35-45-9-3)	0	0	0	2
Criminal Recklessness (35-42-2-2)	0	0	0	1
Dealing Anabolic Steroid (16-42-19-27)	0	0	0	0
Dealing in a Schedule I, II, or III Controlled Substance (35-48-4-2)	0	0	0	2
Dealing in a Schedule IV Controlled Substance (35-48-4-3)	0	0	0	1
Dealing in a Schedule V Controlled Substance (35-48-4-4)	0	0	0	0
Dealing in a Substance Represented to be a Controlled Substance (35-48-4-4.5)	0	0	0	0
Dealing in Cocaine or Narcotic Drug (35-48-4-1)	0	0	0	1
Dealing in Marijuana, Hash Oil, or Hashish (35-48-4-10)	0	2	0	3
Dealing Methamphetamine (35-48-4-1.1)	0	0	0	3
Delivery of Weapon to Intoxicated Person (35-47-4-1)	0	0	0	0
Disarming Law Enforcement Officer (35-44.1-3-2)	0	0	1	
Escape/Failure to Return to Lawful Detention (35-44-3-5)	0	2	2	18
Interference with Custody (35-42-3-4)	0	0	0	0
Intimidation (35-45-2-1)	0	1	1	25
Knife with Automatic Blade (35-47-5-2)	0	0	0	0
Loan Sharking (35-45-7-2)	0	0	0	0
Maintaining a Common Nuisance (35-48-4-13)	0	0	0	2
Manufacture, Distribution, Possession of a Substance Represented to be a Controlled Substance (35-48-4-4.6)	0	0	0	0
Neglect of a Dependent (35-46-1-4)	0	0	0	0
Possession of a Controlled Substance (35-48-4-7)	0	0	0	3
Possession of a Knife on School Property (35-47-5-2.5)	0	0	0	1
Poss precursors w/intent to manufacture etc. (35-48-4-14.5)	0	0	0	0
Promoting Prostitution (35-45-4-4)	0	0	0	0
Purchase, Possession or Sale of Stun Gun (35-47-8-5)	0	0	0	0
Resisting Law Enforcement (35-44-3-3)	0	2	0	14
Rioting with a Deadly Weapon (35-45-1-2)	0	0	0	0
Sale, Possession, Use of Legend Drug (16-42-19-27)	0	0	0	0
Sexual Misconduct with a Minor (35-42-4-9)	0	0	0	0
Stalking (35-45-10-5)	0	0	0	0
Trafficking with an Inmate (35-44-3-9)	0	0	0	1
Use of Stun Gun in Commission of a Crime (35-47-8-5)	0	0	0	0
<b>Sub-Total</b>	<b>0</b>	<b>7</b>	<b>4</b>	<b>77</b>

**THE NUMBER OF OFFENSES**

<b>LEVEL III</b>	<b>This Month</b>		<b>This Calendar Year</b>	
	<b>Female</b>	<b>Male</b>	<b>Female</b>	<b>Male</b>
Accident/Failure to Stop (9-26-1-8)	0	0	0	0
Accident, Property Damage with Injury (9-26-1-8)	0	0	0	1
Altering or Damaging Computer (35-43-1-4)	0	0	0	0
Auto Theft, Receiving Stolen Parts (35-43-4-2.5)	2	8	4	32
Battery (35-42-2-1)	1	5	12	65
Battery by Bodily Waste (35-42-2-6)	0	0	0	1
Beastiality	0	0	0	0
Bribery (35-44-1-1)	0	0	0	0
Burglary (35-43-2-1)	0	0	0	0
Check Deception (35-43-5-5)	0	0	0	0
Check Fraud (35-43-5-12)	0	0	0	0
Child Exploitation (35-42-4-4)	0	0	0	0
Controlled Substance Registration (35-48-4-14)	0	0	0	0
Conversion (35-43-4-3)	0	1	1	11
Criminal Mischief (35-43-1-2)	0	5	1	59
Criminal Recklessness (35-42-2-2)	0	1	1	3
Criminal Trespass (35-43-2-2)	0	1	0	18
Dealing in Altered Property (35-43-4-2.3)	0	0	0	0
Dealing in Marijuana, Hash Oil, or Hashish (35-48-4-10)	0	0	0	5
Dealing in Paraphernalia (35-48-4-8.5)	0	0	0	0
Dealing in a Schedule IV Controlled Substance (35-48-4-3)	0	0	0	0
Distribution of Material Harmful to Minor (35-49-3-3)	0	0	0	0
Escape/Failure to Return to Lawful Detention (35-44-3-5)	0	7	6	39
Failure to Appear (35-44-3-6)	0	0	0	0
False Reporting (35-44-2-2)	0	0	0	0
Forgery (35-43-5-2)	0	0	0	1
Fraud (35-43-5-4)	0	0	0	1
Fraud on Financial Institution (35-45-5-8)	0	0	0	0
Home Improvement Fraud (35-43-6-13)	0	0	0	0
Identity Deception (35-43-5-3.5)	0	0	0	0
Interference with Custody (35-42-3-4)	0	0	0	0
Interference with Reporting Crime (35-42-2-5)	0	0	0	0
Invasion of Privacy (35-46-1-15.1)	0	0	1	0
Kill Domestic Animal	0	0	0	0
Manufacture of Paraphernalia (35-48-4-8.1)	0	0	0	0
Nonsupport of Child (35-46-1-5)	0	0	0	0
Nonsupport of Spouse (35-46-1-6)	0	0	0	0
Obscene Performance (35-49-3-1)	0	0	0	0
Obstructing Fireman (35-44-3-8)	0	0	0	0
Obstructing Traffic (35-42-2-4)	0	0	0	0
Obstruction of Justice (35-44-3-4)	0	0	0	4
Operating Vehicle After Lifetime Forfeiture (9-30-10-17)	0	0	0	0
Operating Vehicle While Intoxicated (9-30-5-4)	0	0	0	0
Operating Vehicle While Intoxicated with Prior (9-30-5-3)	0	0	0	0

**LEVEL III (Cont.)**

**THE NUMBER OF OFFENSES**

	This Month		This Calendar Year	
	Female	Male	Female	Male
Patronizing a Prostitute (35-45-4-3)	0	0	0	0
Perjury (35-44-2-1)	0	0	0	0
Possession of Cocaine or Narcotic Drug (35-48-4-6)	0	0	0	2
Possession of a Controlled Substance (35-48-4-7)	0	1	0	3
Possession/Use of Legend Drug (16-42-19-13)	0	0	1	1
Possession of Marijuana, Hash Oil, or Hashish (35-48-4-11)	0	0	0	0
Possession of Methamphetamines (35-48-4-6.1)	0	0	0	1
Possession of Paraphernalia (35-48-4-8.3)	0	0	0	0
Possession of a Syringe (16-42-19-18)	0	0	0	1
Professional Gambling (35-45-5-3)	0	0	0	0
Profiting from Adoption (35-46-1-9)	0	0	0	0
Promoting Professional Gambling (35-45-5-4)	0	0	0	0
Promoting Prostitution (35-45-4-4)	0	0	0	0
Prostitution (35-45-4-2)	0	0	0	0
Public Indecency (35-45-4-1)	0	0	0	0
Public Nudity (35-45-4-1.5)	0	0	0	1
Railroad Mischief (35-42-2-5.5)	0	0	0	0
Receiving Stolen Auto Parts (35-43-4-2.5)	0	1	1	11
Receiving Stolen Property (35-43-4-2)	0	0	0	5
Residential Entry (35-43-2-1.5)	0	1	0	4
Resisting Law Enforcement (35-44-3-3)	2	5	6	45
Rioting (35-45-1-2)	0	0	0	0
Sale, Possession, Use of Legend Drug (16-42-19-27)	0	0	0	0
Selling, Distributing, Exhibiting Obscene Material (35-49-3-1)	0	0	0	0
Stalking (35-45-10-5)	0	0	0	0
Theft (35-43-4-2)	1	11	7	89
Torture or Mutilation of Animal (35-46-3-12)	0	0	0	0
Trafficking with an Inmate (35-44-3-9)	0	0	0	0
Unauthorized Possession of Prescription Form (35-48-4-14)	0	0	0	0
Unauth Entry/Vehicle (35-43-4-2.7)	0	0	0	0
Voyeurism (35-45-4-5)	0	0	0	0
Welfare Fraud (35-43-5-7)	0	0	0	0
<b>Sub-Total</b>	<b>6</b>	<b>47</b>	<b>41</b>	<b>403</b>

**LEVEL IV**

Absence From Home Detention (35-38-2.5-10)	0	0	0	0
Accident/Failure to Stop (9-26-1-8)	0	1	0	4
Animal Cruelty (35-46-3-12)	0	0	0	0
Assisting a Criminal (35-44-3-2)	0	0	1	0
Beats Vertebrate Animal (35-46-3-12)	0	0	0	1
Check Deception (35-43-5-5)	0	0	0	0
Common Nuisance (35-48-4-13)	0	0	0	0
Computer Trespassing (35-43-2-3)	0	0	0	0
Counterfeiting a Driver's License (9-24-18-7)	0	0	0	0
Counterfeiting Auto Registration (9-18-2-42)	0	0	0	0
Curfew Violation (31-37-2-5)	0	1	0	2
Deception (35-43-5-3)	0	0	0	0
Deer w/ Illegal Device (14-22-6-1)	0	0	0	0
Deer Outside Hours (14-22-6-1)	0	0	0	0
Disorderly Conduct (35-45-1-3)	1	0	4	20
Dissemination of Material Harmful to Minor (35-49-3-3)	0	0	0	0
Driving While Intoxicated (9-11-2-3)	0	0	0	1
Driving with Suspended License (9-24-19-2)	0	0	0	0
Exploitation of Dependent/Endangered Adult (35-46-1-12)	0	0	0	0
Failure to Appear (35-44-3-6)	0	0	0	0
Failure to Disclose Recruitment (35-46-4-4)	0	0	0	0
Failure to Respond to Summons (35-44-3-6.5)	0	0	0	0
False Auto Registration (9-18-2-44)	0	0	0	0
False Informing (35-44-2-2)	0	2	2	11
Flag Desecration (35-45-1-4)	0	0	0	0

**LEVEL IV (Cont.)**

	<b>THE NUMBER OF OFFENSES</b>			
	<b>This Month</b>		<b>This Calendar Year</b>	
	<b>Female</b>	<b>Male</b>	<b>Female</b>	<b>Male</b>
Glue Sniffing (35-46-6-2)	0	0	0	0
Habitual Disobedience of Parent, Guardian, or Custodian (Incorrigible) (31-37-2-4)	0	0	1	6
Harassment (35-45-2-2)	0	0	0	0
Home Improvement Fraud (35-43-6-12)	0	0	0	0
Illegal Consumption of Alcohol (7.1-5-7-7)	0	2	1	12
Illegal Possession of Alcohol (7.1-5-7-7)	0	0	0	4
Impairment of ID Number (35-43-7-4)	0	0	0	0
Interference with Custody (35-42-3-4)	0	0	0	0
Interfering with Law Enforcement Animal (35-46-3-11)	0	0	0	0
Invasion of Privacy (35-46-1-15.1)	0	0	0	0
Leaving Home w/o Permission of Parent, Guardian or Custodian (Runaway) (31-37-2-2)	1	2	5	18
Maintaining a Common Nuisance (35-48-4-13)	0	0	0	2
Nitrous Oxide Distribution (35-46-6-3)	0	0	0	0
Obscene Performance (35-49-3-1)	0	0	0	0
Obstructing Medical Emergency (35-44-3-8.5)	0	0	0	0
Obstructing Traffic (35-42-2-4)	0	0	0	0
Official Misconduct (35-44.1-1-1)	0	0	0	0
Operating Vehicle While Intoxicated (9-30-5-2)	0	0	0	0
Operating Vehicle While Intoxicated/Cntrld Sub (9-30-5-1)	0	0	0	0
Operating Vehicle w/o License (9-24-18-1)	0	1	1	13
Operating Vehicle w/o Proof of Financial (9-25-8-2)	0	0	0	0
Operating Vehicle w/o Registration/Plates (9-18-2-43)	0	0	0	0
Possession of Marijuana, Hash Oil, or Hashish (35-48-4-11)	0	5	2	35
Possession of Paraphernalia (35-48-4-8.3)	0	3	1	12
Possession of Substance Represented to be a Controlled Substance (35-48-4-4.6)	0	0	0	0
Possession, Purchase, Accepting Tobacco (35-46-1-10.5)	0	0	0	0
Probation Violation	4	38	20	254
Public Intoxication (7.1-5-1-3)	0	0	0	0
Receiving Unidentified Property (35-43-7-5)	0	0	0	0
Reckless Driving (9-21-8-52)	0	1	0	2
Refusal to Aid Officer (35-44-3-7)	0	0	0	0
Refusal to Identify Self (34-28-5-3.5)	0	0	0	0
Selling, Distributing, Exhibiting Obscene Material (35-49-3-1)	0	0	0	0
Synthetic Drug	0	0	3	1
Taking Deer/Turkey (14-22-6-1)	0	0	0	0
Tattooing a Minor (35-42-2-7)	0	0	0	0
Torture, Kill, Mutilate an Animal (35-46-3-12)	0	0	0	0
Unauthorized Possession of Prescription (35-48-4-14)	0	0	0	0
Unlawful Entry of Motor Vehicle (35-43-4-2.7)	0	1	0	8
Unlawful Gambling (35-45-5-2)	0	0	0	0
Unlawful Use of Railroad Right of Way (8-3-15-3)	0	0	0	0
Vending Machine Vandalism (35-43-4-7)	0	0	0	0
Violation of Compulsory School Attendance Law (Truancy) (31-37-2-3)	0	0	0	3
Violation Home Detention	0	0	0	0
Violation Suspended Commitment to DOC	0	1	0	8
Voyeurism (35-45-4-5)	0	0	0	1
Welfare Fraud (35-45-5-7)	0	0	0	0
<b>Sub-Total</b>	<b>6</b>	<b>58</b>	<b>41</b>	<b>418</b>
<b>GRAND TOTAL NUMBER OF OFFENSES</b>	<b>12</b>	<b>143</b>	<b>108</b>	<b>1,127</b>

Source: SAS - mnthadm4\_by\_offense.pgm

**Indiana Department of Correction**  
**Table 17**  
**Number of Juvenile Offenders by Most Serious Offense**  
**Committed to the Indiana Department of Correction**

**August 2017**

MOST SERIOUS OFFENSE (Citation Code)	THE NUMBER OF JUVENILES			
	This Month		This Calendar Year	
LEVEL I	Female	Male	Female	Male
Aggravated Battery (35-42-2-1.5)	0	1	1	3
Arson (35-43-1-1)	0	0	0	0
Battery (35-42-2-1)	0	4	5	25
Battery by Bodily Waste (35-42-2-6)	0	0	0	1
Burglary (35-43-2-1)	0	5	2	35
Carjacking (35-42-5-2)	0	0	0	0
Carrying Handgun w/o License (35-47-2-1)	0	1	0	4
Changing, Altering, Removing, Obliterating ID of Handgun (35-47-2-18)	0	1	0	1
Child Exploitation (35-42-4-4)	0	0	0	0
Child in Possession of Handgun (35-47-10-5)	0	3	2	11
Child Molesting (35-42-4-3)	0	1	0	15
Child Seduction (35-42-4-7)	0	0	0	0
Child Selling (35-46-1-4)	0	0	0	0
Child Solicitation (35-42-4-6)	0	0	0	0
Consumer Product Tampering (35-45-8-3)	0	0	0	0
Criminal Confinement (35-42-3-3)	0	0	2	3
Criminal Gang Intimidation (35-45-9-4)	0	0	0	0
Criminal Gang Recruitment	0	0	0	0
Criminal Deviate Conduct (35-42-4-2)	0	0	0	0
Criminal Recklessness (35-42-2-2)	0	1	0	5
Danger Possession Firearm	0	1	0	11
Dealing in a Sawed-Off Shotgun (35-47-5-4.1)	0	0	0	0
Distribution of a Destructive Device (IC 35-47.5-5-5)	0	0	0	0
Domestic Battery (35-42-2-1.3)	0	0	0	0
Driving While Intoxicated Resulting in Death (9-30-5-5)	0	0	1	0
False, Altering Handgun License (35-47-2-22)	0	0	0	1
False Application for Handgun (35-47-2-8)	0	0	0	0
Feticide (35-42-1-6)	0	0	0	0
Handgun, False Information (35-47-2-17)	0	0	0	0
Incest (35-46-1-3)	0	0	0	0
Interference with Custody (35-42-3-4)	0	0	0	0
Intimidation (35-45-2-1)	0	0	0	0
Involuntary Manslaughter (35-42-1-4)	0	0	0	0
Kidnapping (35-42-3-2)	0	0	0	0
Murder (35-42-1-1)	0	0	0	0
Neglect of a Dependent (35-46-1-4)	0	0	0	0
Operation of a Machine Gun/Hurling a Bomb (35-47-5-9)	0	0	0	0
Overpass Mischief (35-42-2-5)	0	0	0	0
Pointing a Firearm (35-47-4-3)	0	0	0	0
Possession of Firearm on School Property (35-47-9-2)	0	0	0	0
Possession of a Machine Gun or Bomb (35-47-5-9)	0	0	0	0
Rape (35-42-4-1)	0	0	0	2
Reckless Homicide (35-42-1-5)	0	0	0	0
Resisting Law Enforcement (35-44-3-3)	0	0	0	0
Robbery (35-42-5-1)	0	4	1	53

**LEVEL I (Cont.)**

**THE NUMBER OF JUVENILES**

	This Month		This Calendar Year	
	Female	Male	Female	Male
Sell, Manufacture, Possess, Purchase Explosive (35-47-5-1)	0	0	0	0
Sell, Transfer, HIV Blood (35-42-1-7)	0	0	0	0
Selling, Transferring, Giving Handgun to Under 18 (35-47-2-7)	0	0	0	0
Sexual Battery (35-42-4-8)	0	1	0	5
Sexual Misconduct (35-44-1-5)	0	0	0	0
Sexual Misconduct with a Minor (35-42-4-9)	0	0	0	0
Stalking (35-45-10-5)	0	0	0	0
Strangulation (35-42-2-9)	0	0	1	2
Unlawful Delivery of Confiscated Firearm (35-47-3-4)	0	0	0	0
Unlawful Use of Body Armor (35-47-5-13)	0	0	0	0
Unlawful Use of Stun Gun (35-47-8-5)	0	0	0	0
Vicarious Sexual Gratification (35-42-4-5)	0	0	0	0
Voluntary Manslaughter (35-42-1-3)	0	0	0	1
<b>Sub-Total</b>	<b>0</b>	<b>23</b>	<b>15</b>	<b>178</b>

**LEVEL II**

Assisting a Criminal (35-44-3-2)	0	0	0	0
Chinese Throwing Star (35-47-5-12)	0	0	0	0
Criminal Gang Activity (35-45-9-3)	0	0	0	0
Criminal Recklessness (35-42-2-2)	0	0	0	1
Dealing Anabolic Steroid (16-42-19-27)	0	0	0	0
Dealing in a Schedule I, II, or III Controlled Substance (35-48-4-2)	0	0	0	1
Dealing in a Schedule IV Controlled Substance (35-48-4-3)	0	0	0	0
Dealing in a Schedule V Controlled Substance (35-48-4-4)	0	0	0	0
Dealing in a Substance Represented to be a Controlled Substance (35-48-4-4.5)	0	0	0	0
Dealing in Cocaine or Narcotic Drug (35-48-4-1)	0	0	0	1
Dealing in Marijuana, Hash Oil, or Hashish (35-48-4-10)	0	2	0	2
Dealing Methamphetamine (35-48-4-1.1)	0	0	0	2
Delivery of Weapon to Intoxicated Person (35-47-4-1)	0	0	0	0
Disarming Law Enforcement Officer (35-44.1-3-2)	0	0	1	0
Escape/Failure to Return to Lawful Detention (35-44-3-5)	0	2	2	12
Interference with Custody (35-42-3-4)	0	0	0	0
Intimidation (35-45-2-1)	0	1	1	12
Knife with Automatic Blade (35-47-5-2)	0	0	0	0
Loan Sharking (35-45-7-2)	0	0	0	0
Maintaining a Common Nuisance (35-48-4-13)	0	0	0	2
Manufacture, Distribution, Possession of a Substance Represented to be a Controlled Substance (35-48-4-4.6)	0	0	0	0
Neglect of a Dependent (35-46-1-4)	0	0	0	0
Possession of a Controlled Substance (35-48-4-7)	0	0	0	0
Possession of a Knife on School Property (35-47-5-2.5)	0	0	0	1
Poss precursors w/intent to manufacture etc. (35-48-4-14.5)	0	0	0	0
Promoting Prostitution (35-45-4-4)	0	0	0	0
Purchase, Possession or Sale of Stun Gun (35-47-8-5)	0	0	0	0
Resisting Law Enforcement (35-44-3-3)	0	1	0	8
Rioting with a Deadly Weapon (35-45-1-2)	0	0	0	0
Sale, Possession, Use of Legend Drug (16-42-19-27)	0	0	0	0
Sexual Misconduct with a Minor (35-42-4-9)	0	0	0	0
Stalking (35-45-10-5)	0	0	0	0
Trafficking with an Inmate (35-44-3-9)	0	0	0	1
Use of Stun Gun in Commission of a Crime (35-47-8-5)	0	0	0	0
<b>Sub-Total</b>	<b>0</b>	<b>6</b>	<b>4</b>	<b>43</b>

LEVEL III	THE NUMBER OF JUVENILES			
	This Month		This Calendar Year	
	Female	Male	Female	Male
Accident/Failure to Stop (9-26-1-8)	0	0	0	0
Accident, Property Damage with Injury (9-26-1-8)	0	0	0	0
Altering or Damaging Computer (35-43-1-4)	0	0	0	0
Auto Theft, Receiving Stolen Parts (35-43-4-2.5)	1	3	2	18
Battery (35-42-2-1)	1	2	9	28
Bestiality	0	0	0	0
Bribery (35-44-1-1)	0	0	0	0
Burglary (35-43-2-1)	0	0	0	0
Check Deception (35-43-5-5)	0	0	0	0
Check Fraud (35-43-5-12)	0	0	0	0
Child Exploitation (35-42-4-4)	0	0	0	0
Controlled Substance Registration (35-48-4-14)	0	0	0	0
Conversion (35-43-4-3)	0	0	1	4
Criminal Mischief (35-43-1-2)	0	0	1	9
Criminal Recklessness (35-42-2-2)	0	0	0	0
Criminal Trespass (35-43-2-2)	0	1	0	6
Dealing in Altered Property (35-43-4-2.3)	0	0	0	0
Dealing in Marijuana, Hash Oil, or Hashish (35-48-4-10)	0	0	0	2
Dealing in Paraphernalia (35-48-4-8.5)	0	0	0	0
Distribution of Material Harmful to Minor (35-49-3-3)	0	0	0	0
Escape/Failure to Return to Lawful Detention (35-44-3-5)	0	1	4	9
Failure to Appear (35-44-3-6)	0	0	0	0
False Reporting (35-44-2-2)	0	0	0	0
Forgery (35-43-5-2)	0	0	0	1
Fraud (35-43-5-4)	0	0	0	1
Fraud on Financial Institution (35-45-5-8)	0	0	0	0
Home Improvement Fraud (35-43-6-13)	0	0	0	0
Identity Deception (35-43-5-3.5)	0	0	0	0
Interference with Custody (35-42-3-4)	0	0	0	0
Interference with Reporting Crime (35-45-2-5)	0	0	0	0
Invasion of Privacy (35-46-1-15.1)	0	0	0	0
Kill Domestic Animal	0	0	0	0
Manufacture of Paraphernalia (35-48-4-8.1)	0	0	0	0
Nonsupport of Child (35-46-1-5)	0	0	0	0
Nonsupport of Spouse (35-46-1-6)	0	0	0	0
Obscene Performance (35-49-3-1)	0	0	0	0
Obstructing Fireman (35-44-3-8)	0	0	0	0
Obstructing Traffic (35-42-2-4)	0	0	0	0
Obstruction of Justice (35-44-3-4)	0	0	0	0
Operating Vehicle After Lifetime Forfeiture (9-30-10-17)	0	0	0	0
Operating Vehicle While Intoxicated (9-30-5-4)	0	0	0	0
Operating Vehicle While Intoxicated with Prior (9-30-5-3)	0	0	0	0



**LEVEL III (Cont.)****THE NUMBER OF JUVENILES**

	<b>This Month</b>		<b>This Calendar Year</b>	
	<b>Female</b>	<b>Male</b>	<b>Female</b>	<b>Male</b>
Patronizing a Prostitute (35-45-4-3)	0	0	0	0
Perjury (35-44-2-1)	0	0	0	0
Possession of Cocaine or Narcotic Drug (35-48-4-6)	0	0	0	1
Possession of a Controlled Substance (35-48-4-7)	0	0	0	1
Possession of Marijuana, Hash Oil, or Hashish (35-48-4-11)	0	0	0	0
Possession of Methamphetamine (35-48-4-6.1)	0	0	0	0
Possession of Paraphernalia (35-48-4-8.3)	0	0	0	0
Possession/Use of Legend Drug (16-42-19-13)	0	0	1	0
Possession of a Syringe (16-42-19-18)	0	0	0	0
Professional Gambling (35-45-5-3)	0	0	0	0
Profiting from Adoption (35-46-1-9)	0	0	0	0
Promoting Professional Gambling (35-45-5-4)	0	0	0	0
Promoting Prostitution (35-45-4-4)	0	0	0	0
Prostitution (35-45-4-2)	0	0	0	0
Public Indecency (35-45-4-1)	0	0	0	0
Public Nudity (35-45-4-1.5)	0	0	0	1
Railroad Mischief (35-42-2-5.5)	0	0	0	0
Receiving Stolen Property (35-43-4-2)	0	0	1	3
Residential Entry (35-43-2-1.5)	0	0	0	2
Resisting Law Enforcement (35-44-3-3)	2	2	4	13
Rioting (35-45-1-2)	0	0	0	0
Sale, Possession, Use of Legend Drug (16-42-19-27)	0	0	0	0
Selling, Distributing, Exhibiting Obscene Material (35-49-3-1)	0	0	0	0
Stalking (35-45-10-5)	0	0	0	0
Theft (35-43-4-2)	1	5	4	36
Torture or Mutilation of Animal (35-46-3-12)	0	0	0	0
Trafficking with an Inmate (35-44-3-9)	0	0	0	0
Unauth Entry/Vehicle (35-43-4-2.7)	0	0	0	0
Unauthorized Possession of Prescription Form (35-48-4-14)	0	0	0	0
Voyeurism (35-45-4-5)	0	0	0	0
Welfare Fraud (35-43-5-7)	0	0	0	0
<b>Sub-Total</b>	<b>5</b>	<b>14</b>	<b>27</b>	<b>135</b>

**LEVEL IV**

Absence From Home Detention (35-38-2.5-10)	0	0	0	0
Accident/Failure to Stop (9-26-1-8)	0	0	0	0
Assisting a Criminal (35-44-3-2)	0	0	0	0
BEATS VERTEBR ANIMAL (35-46-3-12)	0	0	0	1
Check Deception (35-43-5-5)	0	0	0	0
Common Nuisance (35-48-4-13)	0	0	0	0
Computer Trespassing (35-43-2-3)	0	0	0	0
Counterfeiting a Driver's License (9-24-18-7)	0	0	0	0
Counterfeiting Auto Registration (9-18-2-42)	0	0	0	0
Curfew Violation (31-37-2-5)	0	0	0	0
Deception (35-43-5-3)	0	0	0	0
Disorderly Conduct (35-45-1-3)	0	0	1	4
Dissemination of Material Harmful to Minor (35-49-3-3)	0	0	0	0
Driving with Suspended License (9-24-19-2)	0	0	0	0
Exploitation of Dependent/Endangered Adult (35-46-1-12)	0	0	0	0
Failure to Appear (35-44-3-6)	0	0	0	0
Failure to Disclose Recruitment (35-46-4-4)	0	0	0	0
Failure to Respond to Summons (35-44-3-6.5)	0	0	0	0
False Auto Registration (9-18-2-44)	0	0	0	0
False Informing (35-44-2-2)	0	1	0	1
Flag Desecration (35-45-1-4)	0	0	0	0

**LEVEL IV (Cont.)**

**THE NUMBER OF JUVENILES**

	<b>This Month</b>		<b>This Calendar Year</b>	
	<b>Female</b>	<b>Male</b>	<b>Female</b>	<b>Male</b>
Glue Sniffing (35-46-6-2)	0	0	0	0
Habitual Disobedience of Parent, Guardian, or Custodian (Incorrigible) (31-37-2-4)	0	0	0	0
Harassment (35-45-2-2)	0	0	0	0
Home Improvement Fraud (35-43-6-12)	0	0	0	0
Illegal Consumption of Alcohol (7.1-5-7-7)	0	0	0	0
Illegal Possession of Alcohol (7.1-5-7-7)	0	0	0	0
Impairment of ID Number (35-43-7-4)	0	0	0	0
Interference with Custody (35-42-3-4)	0	0	0	0
Interfering with Law Enforcement Animal (35-46-3-11)	0	0	0	0
Invasion of Privacy (35-46-1-15.1)	0	0	0	0
Leaving Home w/o Permission of Parent, Guardian or Custodian (Runaway) (31-37-2-2)	0	0	0	0
Nitrous Oxide Distribution (35-46-6-3)	0	0	0	0
Obscene Performance (35-49-3-1)	0	0	0	0
Obstructing Medical Emergency (35-44-3-8.5)	0	0	0	0
Obstructing Traffic (35-42-2-4)	0	0	0	0
Operating Vehicle While Intoxicated (9-30-5-2)	0	0	0	0
Operating Vehicle While Intoxicated/Cntrlld Sub (9-30-5-1)	0	0	0	0
Operating Vehicle w/o License (9-24-18-1)	0	0	0	0
Operating Vehicle w/o Proof of Financial (9-25-8-2)	0	0	0	0
Operating Vehicle w/o Registration/Plates (9-18-2-43)	0	0	0	0
Possession of Marijuana,Hash Oil, or Hashish (35-48-4-11)	0	4	2	11
Possession of Paraphernalia (35-48-4-8.3)	0	0	0	0
Possession of Substance Represented to be a Controlled Substance (35-48-4-4.6)	0	0	0	0
Possession, Purchase, Accepting Tobacco (35-46-1-10.5)	0	0	0	0
Probation Violation	0	0	0	0
Public Intoxication (7.1-5-1-3)	0	0	0	0
Receiving Unidentified Property (35-43-7-5)	0	0	0	0
Reckless Driving (9-21-8-52)	0	0	0	0
Refusal to Aid Officer (35-44-3-7)	0	0	0	0
Refusal to Identify Self (34-28-5-3.5)	0	0	0	0
Selling,Distributing,Exhibiting Obscene Material (35-49-3-1)	0	0	0	0
Synthetic Drug	0	0	0	0
Torture, Kill, Mutilate an Animal (35-46-3-12)	0	0	0	0
Unauthorized Possession of Prescription (35-48-4-14)	0	0	0	0
Unlawful Entry of Motor Vehicle (35-43-4-2.7)	0	0	0	1
Unlawful Gambling (35-45-5-2)	0	0	0	0
Unlawful Use of Railroad Right of Way (8-3-15-3)	0	0	0	0
Vending Machine Vandalism (35-43-4-7)	0	0	0	0
Violation of Compulsory School Attendance Law (Truancy) (31-37-2-3)	0	0	0	0
Violation Home Detention	0	0	0	0
Violation Suspended Commitment to DOC	0	0	0	0
Voyeurism (35-45-4-5)	0	0	0	1
Welfare Fraud (35-45-5-7)	0	0	0	0
NO SENTENCE DATA	0	0	0	0
<b>Sub-Total</b>	<b>0</b>	<b>5</b>	<b>3</b>	<b>19</b>
<b>GRAND TOTAL NUMBER OF JUVENILES</b>	<b>5</b>	<b>48</b>	<b>49</b>	<b>375</b>

Source: SAS - mnthadm4.mso

**Indiana Department of Correction**  
**Table 18**  
**Juvenile Female New Commitments**

<u>Month</u>	<u>2013</u>	<u>2014</u>	<u>2015</u>	<u>2016</u>	<u>2017</u>
January	18	10	3	6	2
February	13	9	8	10	5
March	11	7	4	11	6
April	13	15	10	9	2
May	13	11	12	4	6
June	13	8	6	11	7
July	20	14	5	4	8
August	23	10	10	4	5
September	6	5	13	7	
October	10	8	0	5	
November	5	5	11	6	
December	<u>12</u>	<u>13</u>	<u>11</u>	<u>5</u>	
<b>TOTALS</b>	<b>157</b>	<b>115</b>	<b>93</b>	<b>82</b>	<b>41</b>

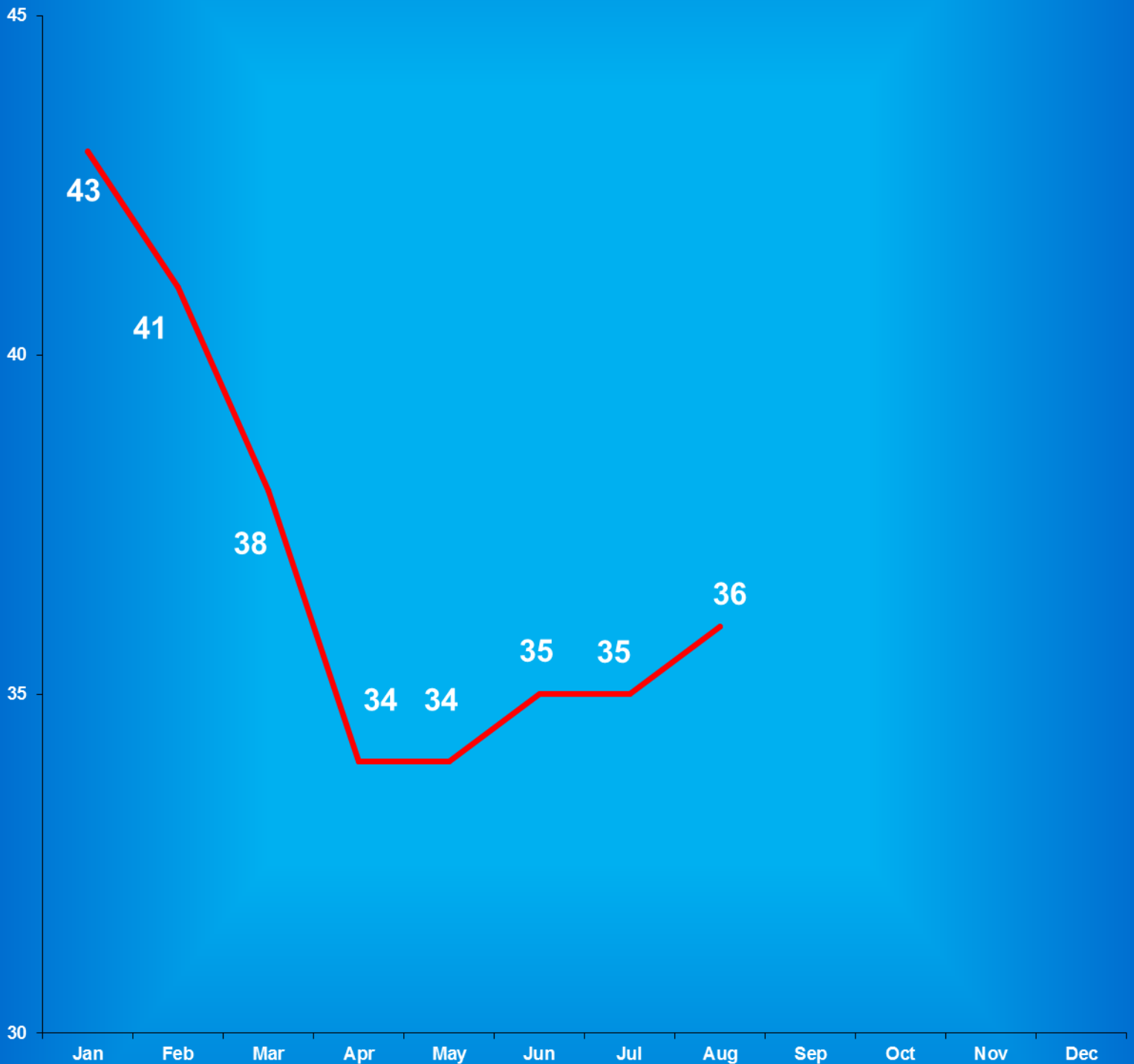
Source:

SAS - mnthadm4.pgm

# Indiana Department of Correction

## Graph G

Average Daily Juvenile Female Offender Populations  
Calendar Year 2017



**Indiana Department of Correction**  
**Table 19**  
**Juvenile Male New Commitments**

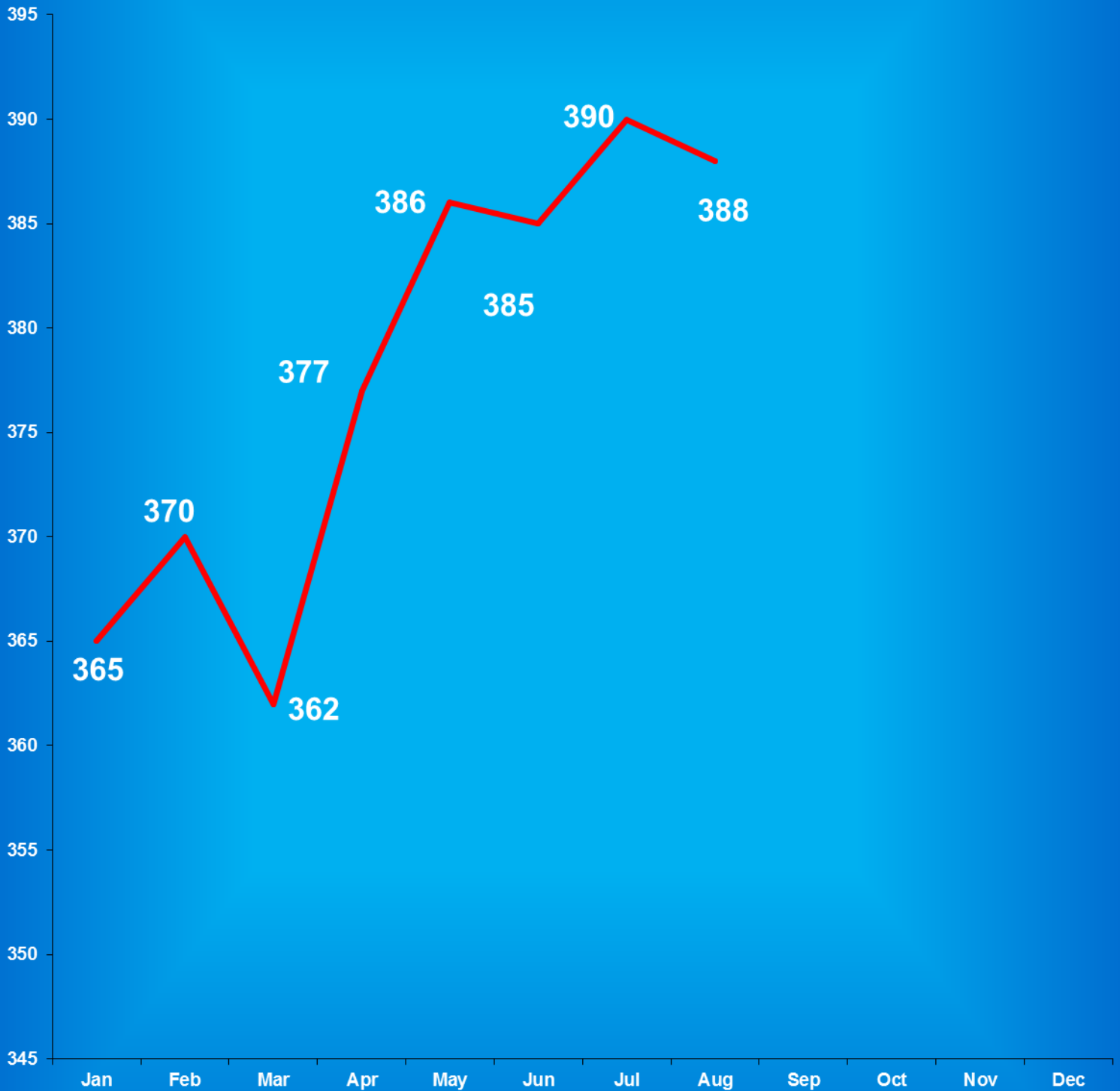
<u>Month</u>	<u>2013</u>	<u>2014</u>	<u>2015</u>	<u>2016</u>	<u>2017</u>
January	76	58	35	39	26
February	45	46	26	40	26
March	82	30	32	69	36
April	47	53	43	33	45
May	74	47	37	44	35
June	45	55	41	40	48
July	68	46	50	29	40
August	44	42	31	38	48
September	31	43	42	36	
October	74	48	45	24	
November	59	40	41	28	
December	<u>40</u>	<u>40</u>	<u>40</u>	<u>30</u>	
<b>TOTALS</b>	<b>685</b>	<b>548</b>	<b>463</b>	<b>450</b>	<b>304</b>

Source:  
SAS - mnthadm4.pgm

# Indiana Department of Correction

## Graph H

### Average Daily Juvenile Male Offender Populations Calendar Year 2017





# Juvenile Reintegration Districts



District #8

District #6

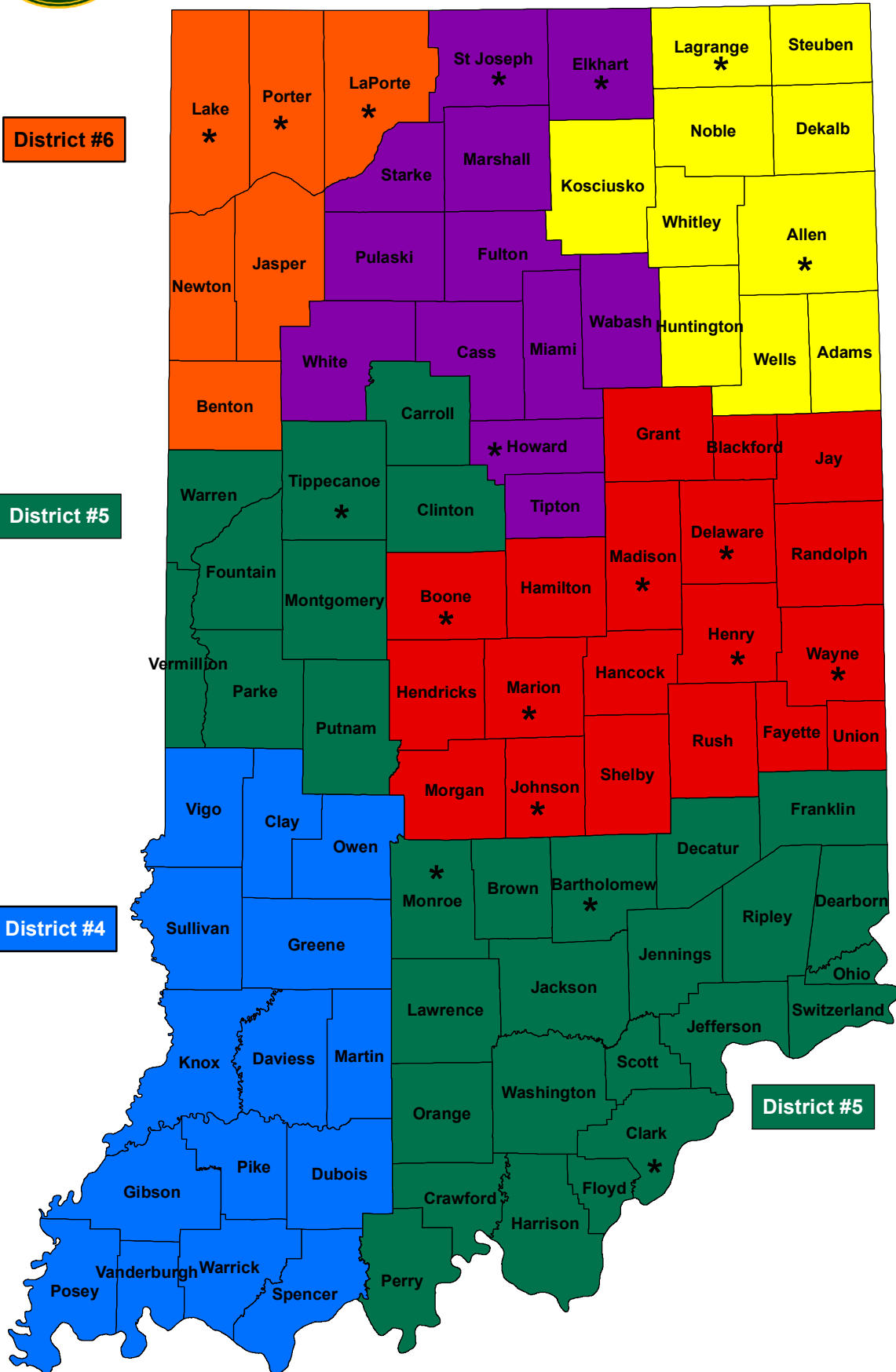
District #2

District #5

District #3

District #4

District #5



\*JDAI Site

**Indiana Department of Correction**  
**Table 20**  
**Juvenile Parole Caseload on September 01, 2017**

<u>Juvenile Reintegration Districts</u>	<b>Indiana Parolees</b>		<b>Other Jurisdiction</b>		<u>Total</u>
	<u>Juvenile Male</u>	<u>Juvenile Female</u>	<u>Juvenile Male</u>	<u>Juvenile Female</u>	
<i>Interstate Compact (RD0)*</i>	2	1	5	0	8
	<u>District Supervision Breakdown as follows:</u>				
Juv Reintegration District 2	7	0	1	0	8
Juv Reintegration District 3	7	3	1	0	11
Juv Reintegration District 4	3	0	1	0	4
Juv Reintegration District 5	3	0	0	0	3
Juv Reintegration District 6	1	1	1	0	3
Juv Reintegration District 8	4	2	1	0	7
<b>Total</b>	<b>27</b>	<b>7</b>	<b>5</b>	<b>0</b>	<b>39</b>

**Total Juvenile Parole Population on the First Day of Each Month**

<u>Calendar Year 2017</u>	<b>Indiana Parolees</b>		<b>Other Jurisdiction</b>		<u>Total</u>
	<u>Juvenile Male</u>	<u>Juvenile Female</u>	<u>Juvenile Male</u>	<u>Juvenile Female</u>	
January	27	6	5	0	38
February	24	7	5	0	36
March	27	7	4	0	38
April	25	7	6	0	38
May	22	5	6	0	33
June	24	4	4	0	32
July	24	4	4	0	32
August	24	6	5	0	35
September	27	7	5	0	39

*\* Includes Indiana parolees who are serving their parole in another state, as well as offenders from other States being supervised in Indiana (Interstate Compact)*

Sources: Juvenile Services  
Parole Division  
SAS - juvpar12.pgm



**Indiana Department of Correction  
Indiana Government Center South, Room E334  
302 W. Washington Street  
Indianapolis, IN 46204**

**Prepared by:  
Joshua Ross, Research Analyst  
(317) 233-3432  
[josross@idoc.IN.gov](mailto:josross@idoc.IN.gov)**

**This report and previous reports may be found at:**

**<http://www.in.gov/idoc/2376.htm>**



# CHANGING LIVES

The graphic features the words "CHANGING" and "LIVES" in a large, bold, blue sans-serif font. The letter "I" in "CHANGING" is replaced by a solid blue silhouette of the state of Indiana. Below the word "CHANGING" is the official seal of the Indiana Department of Correction. The seal is circular with a gold border and contains the text "INDIANA" at the top, "DEPARTMENT OF CORRECTION" at the bottom, and "EMPLOYEES EFFICIENCY EFFECTIVENESS" in the center. The background of the seal features a stylized American flag with stars and stripes.

The Indiana Department of Correction advances public safety and successful re-entry through dynamic supervision, programming, and partnerships.