


Indiana Department of Correction

Division of Research & Technology



Offender Population Statistical Report

- September 2016 -

Bruce Lemmon, Commissioner

**Indiana Department of Correction
Indiana Government Center South, Room E334
302 W. Washington Street
Indianapolis, IN 46204**

**Prepared by:
Josh Spear, Research Analyst
(317) 234-4417
jspear2@idoc.in.gov**

This report and previous reports may be found at:

<http://www.in.gov/idoc/2376.htm>



Definitions

For the purpose of this report, the following definitions apply:

Admission – The means by which an offender enters the custody or jurisdiction of the Indiana Department of Correction. For this report, with the exception of the return of an escapee, this does not include a return from a temporary absence.

Average Daily Population – The sum of the daily beginning counts for a month, divided by that month's number of daily beginning counts.

Beginning Count – The number of offenders physically present at the beginning of the day (ie, 0000:01 hours).

Class A Felony – An offense whereby a person convicted of this felony shall be imprisoned for a fixed term of thirty years, with not more than twenty years added for aggravating circumstances, or not more than ten years subtracted for mitigating circumstances.

Class B Felony – An offense whereby a person convicted of this felony shall be imprisoned for a fixed term of ten years, with not more than ten years added for aggravating circumstances, or not more than four years subtracted for mitigating circumstances.

Class C Felony – An offense whereby a person convicted of this felony shall be imprisoned for a fixed term of four years, with not more than four years added for aggravating circumstances, or not more than two years subtracted for mitigating circumstances.

Class D Felony – An offense whereby a person convicted of this felony shall be imprisoned for a fixed term of one and one-half years, with not more than one and one-half years added for aggravating circumstances, or not more than one year subtracted for mitigating circumstances.

Class 1 Felony – An offense whereby a person convicted of this felony shall be imprisoned with a sentence range of 20-40 years, with not more than twenty years added as a habitual offender enhancement.

Class 2 Felony – An offense whereby a person convicted of this felony shall be imprisoned with a sentence range of 10-30 years, with not more than twenty years added as a habitual offender enhancement.

Class 3 Felony – An offense whereby a person convicted of this felony shall be imprisoned with a sentence range of 3-16 years, with not more than twenty years added as a habitual offender enhancement.

Class 4 Felony – An offense whereby a person convicted of this felony shall be imprisoned with a sentence range of 2-12 years, with not more than twenty years added as a habitual offender enhancement.

Class 5 Felony – An offense whereby a person convicted of this felony shall be imprisoned with a sentence range of 1-6 years, with not more than six years added as a habitual offender enhancement.

Class 6 Felony – An offense whereby a person convicted of this felony shall be imprisoned with a sentence range of 0.5-2.5 years, with not more than six years added as a habitual offender enhancement.

Contracted Beds - Those offenders who have been committed to the Indiana Department of Correction, but are housed in a local work release facility under contract of a 3rd party provider.

County Jail "Back-ups" (Jail Bed Count) – Those offenders who have been committed to the Indiana Department of Correction, but are housed in a county jail until they can be transferred to a Department of Correction intake facility. The county receives \$35.00 per day, per offender, to house these offenders.

Ending Count – The number of offenders physically present at the end of the day (ie, 2400:00 hours).

Felon – A person convicted in any jurisdiction who might have been imprisoned for more than one year.

Murder - An offense whereby a person convicted of this felony shall be imprisoned for a fixed term of fifty-five years, with not more than ten years added for aggravating circumstances, or not more than ten years subtracted for mitigating circumstances.

Definitions Continued

Operational Capacity – The total bed capacity of the facility. The capacity of a facility is the number of beds authorized for safe and efficient operation of the facility.

Pre-Dispositional – An individual ordered by the Court to the Indiana Department of Correction for evaluation prior to sentencing.

Release – The means by which an offender leaves the custody or jurisdiction of the Indiana Department of Correction. For this report, with the exception of an escape, this does not include a temporary absence.

Safekeeper – An individual whom the Court has determined to be in imminent danger of serious bodily injury or death, or who represents a substantial threat to the safety of others, and whom the Court has ordered to the Indiana Department of Correction for custody and security control.

Maximum Level Facilities – Maximum security facilities have very restrictive security measures and housing is celled space.

Medium Level Facilities – Medium security facilities have moderate degree of security measures and housing consists of dormitories and celled space.

Minimum Level Facilities – Minimum Security Facilities have the least restrictive security measures and housing is dormitory style. Also included as minimum security are work release program offenders who leave the facility for outside employment but return nightly.

Intake Facilities – Intake facilities are designated to receive newly committed adult offenders. During the intake process each offender is evaluated through interviews, reports and diagnostic tests. This evaluation forms the basis of the offenders' facility and program assignment.

Secure Housing Units – Denotes maximum control with the most restrictive security measures in place.

Vacancy – The number of beds available for assignment.

Juvenile Diagnostic/Walkthrough – A Juvenile court can order a youth to the Department of Correction to be temporarily committed for not more than 14 days (excluding Saturdays, Sundays and Legal holidays) for the purpose of an evaluation. The youth must be adjudicated delinquent and the order has to be prior to disposition. The department will send a report to the court of the written findings.

Indiana Department of Correction Population Summary

- There were 23,557 adult male offenders (including 308 county jail “back-ups” and 104 in contracted beds) on October 3, 2016. This population is 5% below operational bed capacity for general population.
- There were 2,279 adult female offenders (including 57 county jail “back-ups” and 55 in contracted beds) on October 3, 2016. This population is 16% below the operational bed capacity.
- There were 377 juvenile male offenders in the Department’s facilities on October 3, 2016. This population is 48% below the operational bed capacity.
- There were 50 juvenile female offenders in the Department’s facilities on October 3, 2016. This population is 73% below the operational bed capacity.
- There were 7,720 adult males on parole in Indiana (7,242 Indiana parolees and 478 other jurisdiction parolees) on October 3, 2016.
- There were 914 adult females on parole in Indiana (853 Indiana parolees and 61 other jurisdiction parolees) on October 3, 2016.
- There were 983 adults admitted to IDOC (857 male and 126 female) and 1,042 adults released from IDOC (896 male and 146 female) in September 2016.
- There were 64 juveniles admitted to IDOC (53 male and 11 female) and 49 juveniles released from IDOC (44 male and 5 female) in September 2016.

**Indiana Department of Correction
Human Resource Report**

September 28, 2016

ADULT FACILITIES

Facility	Total Staff*	Custody Staff	Non-Custody	Vacancies	Hires - Rehires	Retired - Terminated	Inter-Agency		Contract/Vendor		
							In	Out	Aramark	Health	Education
Branchville Correctional Facility	259	188	72	13	4	8	0	0	8	30	6
Chain O'Lakes Correctional Facility	25	20	5	7	1	0	0	0	4	2	0
Correctional Industrial Facility	311	245	66	62	12	10	0	0	16	28	5
Edinburgh Correctional Facility	68	53	15	2	0	3	0	0	4	3	0
Henryville Correctional Facility	1	1	0	0	0	0	0	0	0	0	0
Indiana State Prison/Lakeside	516	416	100	56	9	5	0	0	27	44	3
Indiana Women's Prison	162	110	52	29	3	9	1	0	5	20	6
Indianapolis Re-Entry Educational Fac	113	72	41	13	3	2	1	1	3	7	5
Madison Correctional Facility	150	99	51	12	1	2	0	0	8	26	5
Miami Correctional Facility	467	363	104	91	5	9	1	1	27	64	14
New Castle Correctional Facility**	466	321	145	83	0	0	0	0	30	70	15
Pendleton Correctional Facility	455	342	113	66	1	9	0	1	20	49	0
Plainfield Correctional Facility	343	260	83	49	6	7	0	0	14	42	6
Putnamville Correctional Facility	490	370	120	36	17	16	0	0	24	38	10
Reception-Diagnostic Center	208	160	48	33	5	3	0	0	8	27	0
Rockville Correctional Facility	244	177	67	24	4	2	1	0	15	37	9
South Bend Comm. Re-Entry Center	38	26	12	4	5	3	1	0	4	2	0
Heritage Trail DOC Staff	19	0	19	0	0	0	0	0	6	7	2
Heirtage Trail GEO Staff**	136	96	42	34	0	0	0	0	0	0	0
Wabash Valley Correctional Facility	593	471	122	58	5	9	0	0	33	61	8
Westville Correctional Facility	688	527	161	85	21	17	0	0	30	78	13
Total	5,752	4,317	1,438	757	102	114	5	3	286	635	107

JUVENILE FACILITIES

Facility	Total Staff*	Custody Staff	Non-Custody	Vacancies	Hires - Rehires	Retired - Terminated	Inter-Agency		Contract/Vendor		
							In	Out	Aramark	Health	Education
Camp Summit	49	27	22	12	0	1	0	0	4	2	3
Logansport Intake/North Central	22	0	22	0	0	1	0	0	6	4	5
Madison Juvenile Correctional	83	66	17	14	3	1	1	0	0	9	1
Pendleton Juvenile Correctional	240	166	74	56	4	7	0	0	9	19	4
Total	394	259	135	82	7	10	1	0	19	34	13
Central Office***	Total	483	166	317	58	0	0	0	0	0	4
STATE EMPLOYEE TOTAL	6,027	4,325	1,703	780	109	124	6	3	0	0	0
CONTRACT EMPLOYEE TOTAL	1,700	417	1,285	117	0	0	0	0	305	669	124
GRAND TOTAL	7,727	4,742	2,988	897	109	124	6	3	305	669	124

* Total Active Staff does not include those on disability, suspension, or leave with pay.

** New Castle Correctional Facility and Heritage Trail are privately contracted institutions. Their hire/rehire and termination/reitre data is not provided to DOC.

*** Includes Technology Services Division, PEN Products, Staff Development and Training, and the Parole Division (counted as Custody Staff)

Note: Total staff, custody staff, non-custody staff, and vacancy data are as of the end of the month.

Hires and re-hires, retirements and terminations, intra-agency transfer in and transfer out are the total number of actions for the month.

Source: DOC Human Resource

(d)



Offender Statistics



Indiana Department of Correction
Table 1
Offender Population & Vacancy Numbers, by Facility Security Level
October 3, 2016

Minimum Security - Adult MALE						
	September	General	Programs &	Segregation &	Down	Held
	Ending	Population	Treatment	Infirmary	Bed	Bed
	Count	Vacancies	Vacancies	Vacancies	Count	Count
Chain O'Lakes	115	12	0	0	0	2
Edinburgh	327	13	0	0	0	4
Miami - MCA	183	19	0	0	0	2
New Castle - NCA	196	8	0	0	0	0
Pendleton - IRO	182	38	0	0	0	0
Westville - WCA	361	11	0	0	2	5
Wabash Valley - WVA	153	44	0	0	0	1
Indianapolis Re-Entry	272	107	36	0	4	1
Total	1,789	252	36	0	6	15

Re-Entry & Work Release - Adult MALE						
Bartholomew Co. Re-Entry	8	0	0	0	0	0
Chain O'Lakes Re-Entry	3	4	0	0	0	0
Clark Co. Re-Entry	0	0	0	0	0	0
Duval Center Re-Entry	20	0	0	0	0	0
Elkhart Co. Re-Entry	1	0	0	0	0	0
Lake Co. Re-Entry	7	0	0	0	0	0
South Bend Re-Entry	142	26	4	0	0	0
VOA/Hope Hall Re-Entry	29	0	0	0	0	0
Starke Co. PI - TC	39	0	0	0	0	0
Total	249	30	4	0	0	0

Table 1 (Cont.)

Medium Security - Adult MALE						
-------------------------------------	--	--	--	--	--	--

	September Ending Count	General Population Vacancies	Programs & Treatment Vacancies	Segregation & Infirmery Vacancies	Down Beds	Held Beds
Branchville	1,261	155	66	3	0	0
Correctional Industrial	1,419	15	4	4	2	5
Indiana State Prison ISO	256	126	0	0	3	0
Plainfield	1,484	54	0	8	150	0
Putnamville	2,019	48	8	0	435	0
Heritage Trail	774	89	0	0	0	5
Westville	2,341	83	134	71	274	38
New Castle	2,406	3	3	10	0	9
Total	11,960	573	215	96	864	57

Maximum Security - Adult MALE						
--------------------------------------	--	--	--	--	--	--

	September Ending Count	General Population Vacancies	Programs & Treatment Vacancies	Segregation & Infirmery Vacancies	Down Beds	Held Beds
Miami	2,908	55	11	0	0	10
Indiana State Prison	1,931	7	23	88	3	15
Pendleton	1,314	8	1	14	8	8
Pendleton Treatment Unit	169	0	82	0	47	0
ISR Secure Housing Unit	39	0	0	29	1	0
Reception Diag. Center	417	231	0	0	47	0
New Castle Annex	439	7	8	28	3	1
New Castle Mental Health	112	0	13	0	1	2
WCU Secure Housing Unit	107	0	0	0	3	0
Wabash Valley	1,676	23	55	14	5	11
WVS Secure Housing Unit	139	0	0	69	7	1
Total	9,251	331	193	242	125	48

Minumum Security & Re-Entry - Adult FEMALE						
---	--	--	--	--	--	--

	September Ending Count	General Population Vacancies	Programs & Treatment Vacancies	Segregation & Infirmery Vacancies	Down Beds	Held Beds
Madison	518	140	0	0	0	4
Brandon Hall Re-Entry	26	0	0	0	0	0
Crane House	19	0	0	0	0	0
Elkhart Co. Re-Entry	0	0	0	0	0	0
Jefferson Co. Re-Entry	32	25	0	0	0	1
Theodora House	8	0	0	0	0	0
VOA/Evansville/Female	2	0	0	0	0	0
Total	605	165	0	0	0	5

Medium Security - Adult FEMALE						
---------------------------------------	--	--	--	--	--	--

Rockville	922	46	6	7	0	0
Total	922	46	6	7	0	0

Maximum Security - Adult FEMALE						
--	--	--	--	--	--	--

Women's Prison	605	12	9	5	0	0
Rockville Intake	90	198	0	0	0	0
Total	695	210	9	5	0	0

JAIL BED COUNT						
-----------------------	--	--	--	--	--	--

Adult Male	308	N/A	N/A	N/A	N/A	N/A
Adult Female	57	N/A	N/A	N/A	N/A	N/A
Total	365					

Table 1 (Cont.)

JUVENILE OFFENDERS

Juvenile Male

	September Ending Count	General Population Vacancies	Programs & Treatment Vacancies	Segregation & Infirmery Vacancies	Down Beds	Held Beds
Camp Summit	57	37	0	1	0	0
Logansport Juvenile Intake/Diagnostic Facility	35	50	0	7	0	0
North Central Juvenile Correctional Facility	116	58	0	0	0	0
Pendleton Juvenile Correctional Facility	169	201	0	15	0	6
Total	377	346	0	23	0	6

Juvenile Female

Madison Juvenile Correctional Facility	50	110	0	12	0	0
--	----	-----	---	----	---	---

TOTALS

	September Ending Count	General Population Vacancies	Programs & Treatment Vacancies	Segregation & Infirmery Vacancies	Down Beds	Held Beds
GRAND TOTAL FOR ALL ADULT MALES (Includes Jail Bed Count and Contracted Beds)	23,557	1,186	448	338	995	120
TOTAL FOR ADULT MALES IDOC FACILITIES ONLY	23,145	1,186	448	338	995	120
GRAND TOTAL FOR ALL ADULT FEMALES (Includes Jail Bed Count and Contracted Beds)	2,279	421	15	12	0	5
TOTAL FOR ADULT FEMALES IDOC FACILITIES ONLY	2,167	396	15	12	0	4
TOTAL FOR JUVENILE MALES	377	346	0	23	0	6
TOTAL FOR JUVENILE FEMALES	50	110	0	12	0	0
GRAND TOTAL FOR THE DEPARTMENT (Includes Jail Bed Count and Contracted Beds)	26,263	2,063	463	385	995	131
GRAND TOTAL FOR THE DEPARTMENT (Excludes Jail Bed Count and Contracted Beds)	25,739	2,038	463	385	995	130

Sources: Planning Division Facility Body Count Report
 Planning Division Juvenile Daily Count Report
 OIS - Jail Bed Count
 Operational Support Services - Vacancy Report

Indiana Department of Correction
Table 2
Operational Capacity Compared to Population, by Facility
October 3, 2016

Minimum Security - Adult MALE					
	August	Septepber	Septepber Adjusted	Septepber Ending	Percent +/-
	Operational Capacity	Operational Capacity	Operational Capacity*	Count	Capacity
Chain O'Lakes	129	129	127	115	-9%
Edinburgh	344	344	340	327	-4%
Miami - MCA	204	204	202	183	-9%
New Castle - NCA	204	204	204	196	-4%
Pendleton - IRO	220	220	220	182	-17%
Westville - WCA	379	379	372	361	-3%
Wabash Valley - WVA	198	198	197	153	-22%
Indianapolis Re-Entry	420	420	379	272	-28%
Total	2,098	2,098	2,041	1,789	-12%

Re-Entry & Work Release - Adult MALE					
	August	Septepber	Septepber Adjusted	Septepber Ending	Percent +/-
	Operational Capacity	Operational Capacity	Operational Capacity*	Count	Capacity
Bartholomew Co. Re-Entry	6	8	8	8	0%
Chain O'Lakes Re-Entry	7	7	7	3	-57%
Clark Co. Re-Entry	0	0	0	0	0%
Duvall Center Re-Entry	25	20	20	20	0%
Elkhart Co. Re-Entry	2	1	1	1	0%
Lake Co. Re-Entry	6	7	7	7	0%
South Bend Re-Entry	172	172	168	142	-15%
VOA/Hope Hall Re-Entry	16	29	29	29	0%
Starke Co. PI - TC	34	39	39	39	0%
Total	268	283	279	249	-11%

Table 2 (Cont.)

Medium Security - Adult MALE					
	August	September	September	September	
	Operational	Operational	Adjusted	Ending	Percent +/-
	Capacity	Capacity	Operational	Count	Capacity
			Capacity*		
Branchville	1,485	1,485	1416	1,261	-11%
Correctional Industrial	1,449	1,449	1434	1,419	-1%
Indiana State Prison ISO	385	385	382	256	-33%
Plainfield	1,696	1,696	1538	1,484	-4%
Putnamville	2,504	2,510	2067	2,019	-2%
Heritage Trail	868	868	863	774	-10%
Westville	2,941	2,941	2424	2,341	-3%
New Castle	<u>2,431</u>	<u>2,431</u>	<u>2409</u>	<u>2,406</u>	<u>0%</u>
Total	13,759	13,765	12,533	11,960	-5%

Maximum Security - Adult MALE					
	August	September	September	September	
	Operational	Operational	Adjusted	Ending	Percent +/-
	Capacity	Capacity	Operational	Count	Capacity
			Capacity*		
Miami	2,984	2984	2963	2,908	-2%
Indiana State Prison	2,067	2067	1938	1,931	0%
Pendleton	1,353	1353	1322	1,314	-1%
Pendleton Treatment Unit	298	298	169	169	0%
ISR Secure Housing Unit	69	69	39	39	0%
Reception Diag. Center	695	695	648	417	-36%
New Castle Annex	486	486	446	439	-2%
New Castle Mental Health	128	128	112	112	0%
WCU Secure Housing Unit	110	110	107	107	0%
Wabash Valley	1,784	1784	1699	1,676	-1%
WVS Secure Housing Unit	<u>216</u>	<u>216</u>	<u>139</u>	<u>139</u>	<u>0%</u>
Total	10,190	10,190	9,582	9,251	-3%

Minimum Security & Re-Entry - Adult FEMALE					
	August	September	September	September	
	Operational	Operational	Adjusted	Ending	Percent +/-
	Capacity	Capacity	Operational	Count	Capacity
			Capacity*		
Madison	662	662	658	518	-21%
Brandon Hall Re-Entry	22	26	26	26	0%
Crane House	22	19	19	19	0%
Elkhart Co. Re-Entry	0	0	0	0	0%
Jefferson Co. Re-Entry	58	58	57	32	-44%
Theodora House	7	8	8	8	0%
VOA/Evansville/Female	<u>5</u>	<u>2</u>	<u>2</u>	<u>2</u>	<u>0%</u>
Total	776	775	770	605	-21%

Medium Security - Adult FEMALE					
Rockville	<u>981</u>	<u>981</u>	<u>968</u>	<u>922</u>	-5%
Total	981	981	968	922	-5%

Maximum Security - Adult FEMALE					
Women's Prison	631	631	617	605	-2%
Rockville Intake	<u>288</u>	<u>288</u>	<u>288</u>	<u>90</u>	<u>0%</u>
Total	919	919	905	695	-23%

JAIL BED COUNT**					
Adult Male	307	308	308	308	0%
Adult Female	<u>54</u>	<u>57</u>	<u>57</u>	<u>57</u>	<u>0%</u>
Total	361	365	365	365	0%

Table 2 (Cont.)

JUVENILE OFFENDERS

Juvenile Male					
	August	September	September	September	
	Operational	Operational	Adjusted	Ending	Percent +/-
	Capacity	Capacity	Operational	Count	Capacity
			Capacity*		
Camp Summit	95	95	94	57	-39%
Logansport Juvenile Intake/Diagnostic Facility	92	92	85	35	-59%
North Central Juvenile Correctional Facility	174	174	174	116	-33%
Pendleton Juvenile Correctional Facility	<u>391</u>	<u>391</u>	<u>370</u>	169	<u>-54%</u>
Total	752	752	723	377	-48%

Juvenile Female					
	August	September	September	September	
	Operational	Operational	Adjusted	Ending	Percent +/-
	Capacity	Capacity	Operational	Count	Capacity
			Capacity*		
Madison Juvenile Correctional Facility	172	172	160	50	-69%

TOTALS

	August	September	September	September	
	Operational	Operational	Adjusted	Ending	Percent +/-
	Capacity	Capacity	Operational	Count	Capacity
			Capacity*		
GRAND TOTAL FOR ALL ADULT MALES (Includes Jail Bed Count and Contracted Beds)	26,622	26,644	24,743	23,557	-5%
TOTAL FOR ADULT MALES IDOC FACILITIES ONLY	26,226	26,232	24,331	23,145	-5%
GRAND TOTAL FOR ALL ADULT FEMALES (Includes Jail Bed Count and Contracted Beds)	2,730	2,732	2,700	2,279	-16%
TOTAL FOR ADULT FEMALES IDOC FACILITIES ONLY	2,620	2,620	2,588	2,167	-16%
TOTAL FOR JUVENILE MALES	752	752	723	377	-48%
TOTAL FOR JUVENILE FEMALES	172	172	160	50	-69%
GRAND TOTAL FOR THE DEPARTMENT (Includes Jail Bed Count** and Contracted Beds)	30,276	30,300	28,326	26,263	-7%
GRAND TOTAL FOR THE DEPARTMENT (Excludes Jail Bed Count and Contracted Beds)	29,770	29,776	27,802	25,739	-7%

*Adjusted Operational Capacity includes Intake Beds and excludes Down, Held, and Segregation/Infirmary, and Program/Treatment Hold Beds

**Jail Bed Counts - IDOC offender Jail Bed holding is demand-based, therefore Jail Bed Percent Capacity is always 0%. Jail Bed Operational Capacity is determined by each county's availability and fluctuates from month to month.

Sources: Planning Division Facility Body Count Report
 Planning Division Juvenile Daily Count Report
 OIS - Jail Bed Count
 Operational Support Services - Vacancy Report

Indiana Department of Correction
Table 3
Facility Population on the First Day of Each Month
(Excludes County Jail "Back-ups" & Contracted Beds)

<u>2015</u>	<u>Adult Male</u>	<u>Adult Female</u>	<u>Juvenile Male</u>	<u>Juvenile Female</u>	<u>Total</u>
January	24,666	2,502	393	46	27,607
February	24,744	2,481	397	44	27,666
March	24,870	2,495	380	42	27,787
April	24,863	2,489	365	35	27,752
May	24,759	2,473	371	42	27,645
June	24,633	2,440	379	55	27,507
July	24,550	2,422	375	56	27,403
August	24,507	2,429	374	44	27,354
September	24,376	2,369	384	51	27,180
October	24,325	2,362	402	61	27,150
November	24,330	2,339	432	51	27,152
December	24,170	2,329	419	52	26,970

<u>2016</u>	<u>Adult Male</u>	<u>Adult Female</u>	<u>Juvenile Male</u>	<u>Juvenile Female</u>	<u>Total</u>
January	24,222	2,364	399	57	27,042
February	23,855	2,375	403	50	26,683
March	23,650	2,364	389	48	26,451
April	23,594	2,435	408	44	26,481
May	23,552	2,299	399	46	26,296
June	23,366	2,245	379	43	26,033
July	23,189	2,202	379	48	25,818
August	23,089	2,214	375	51	25,729
September	23,026	2,184	368	44	25,622
October	23,145	2,167	377	50	25,739

Indiana Department of Correction
Table 4
Parole Caseload on October 3, 2016

<u>Parole District</u>	Indiana Parolees		Other Jurisdiction		<u>Total</u>
	<u>Adult Male</u>	<u>Adult Female</u>	<u>Adult Male</u>	<u>Adult Female</u>	
<i>Interstate Compact (PD0)*</i>	535	72	478	61	1,146
	<u>District Supervision Breakdown as follows:</u>				
Re-Entry Parole (PD1)	429	65	30	4	528
Fort Wayne (PD2)	833	96	46	4	979
Indianapolis (PD3)	1778	165	84	9	2,036
Evansville (P4A)	494	46	33	5	578
Terre Haute (P4B)	502	70	25	3	600
Bloomington (PD5)	423	59	28	3	513
Gary (PD6)	641	52	76	5	774
New Castle (PD7)	800	133	43	7	983
South Bend (PD8)	931	90	63	8	1,092
Madison (PD9)	411	77	50	13	551
Total	7,777	925	478	61	9,241

Total Parole Population on the First Day of Each Month

<u>Calendar Year 2016</u>	Indiana Parolees		Other Jurisdiction		<u>Total</u>
	<u>Adult Male</u>	<u>Adult Female</u>	<u>Adult Male</u>	<u>Adult Female</u>	
January	8,400	1,046	549	71	10,066
February	8,380	1,020	559	72	10,031
March	8,323	990	539	72	9,924
April	8,144	978	522	70	9,714
May	8,140	974	529	66	9,709
June	8,061	974	537	64	9,636
July	7,926	958	526	64	9,474
August	7,910	965	522	60	9,457
September	7,853	947	510	62	9,372
October	7,777	925	478	61	9,241

* Includes Indiana parolees who are serving their parole in another state, as well as offenders from other States being supervised in Indiana (Interstate Compact)

Sources: Juvenile Services
Parole Division



Adult Offender Statistics



Indiana Department of Correction
Table 5
Monthly Admissions and Releases - Adult Offenders
(Includes County Jail "Back-ups" & Contracted Beds)

September 2016

ADMISSIONS	Male	Female
New Commitments	365	53
Parole Violators - New Commits	28	1
Parole Violators - Technical	188	11
Unsentenced (Safekeepers)	5	0
Return from Escape - Secure Facility	0	0
Return from Escape - Non-Secure Facility	1	1
Return from Escape - CTP Absconds	0	0
Court Supervision Violators - New Commits	87	15
Court Supervision Violators - Technical	164	44
Return from CTP - New Commits	3	0
Return from CTP - Technical	16	1
Unknown (Missing Data)	0	0
TOTAL ADMISSIONS	857	126
 RELEASES		
Parole	464	55
Probation	231	46
Escape - Secure Facility	0	0
Walk-Away - Non-Secure Facility	3	6
Discharged	60	18
Unsentenced Discharged	0	0
Other (i.e. Death)	7	0
Community Transition Program (CTP)	125	21
CTP Absconds	6	0
Unknown (Missing Data)	0	0
TOTAL RELEASES	896	146

*Of the 365 new commitments of male felons, 179 (49.0%) had a prior commitment.
Of the 53 new commitments of female felons, 16 (30.2%) had a prior commitment.*

Effective July 1, 1999, misdemeanants are to be committed to DOC only under special circumstances (IC 11-12-6)

Sources: SAS - prsadm8.pgm, SAS - prisrel8.pgm

**Indiana Department of Correction
Table 6
New Admissions by County of Commitment - Adult Offenders**

County	Felon Level												Total	County	Felon Level												Total	
	Murder	FA	FB	FC	FD	F1	F2	F3	F4	F5	F6	Other*			Murder	FA	FB	FC	FD	F1	F2	F3	F4	F5	F6	Other*		
Adams	0	0	2	0	0	0	0	0	0	0	0	0	2	Madison	0	3	9	8	6	0	0	2	6	8	2	0	44	
Allen	0	1	5	7	6	0	2	6	3	17	3	0	50	Marion	0	2	24	11	6	3	4	19	21	31	3	0	124	
Bartholomew	0	0	2	0	2	0	0	0	1	4	0	0	9	Marshall	0	0	1	0	3	0	0	1	1	1	0	0	7	
Benton	0	0	0	2	0	0	0	0	0	1	0	0	3	Martin	0	0	1	0	0	0	0	0	0	2	0	0	3	
Blackford	0	0	0	0	0	1	0	0	0	0	1	0	2	Miami	0	0	0	0	0	0	0	1	0	2	0	0	3	
Boone	0	0	1	0	2	0	0	0	0	0	0	0	3	Monroe	0	1	0	1	1	0	0	0	0	2	0	0	5	
Brown	1	0	0	0	0	0	0	0	1	0	0	0	2	Montgomery	0	1	0	1	0	0	1	0	0	0	0	0	3	
Carroll	0	0	0	0	0	0	0	1	0	0	1	0	2	Morgan	0	0	0	2	0	0	0	0	0	3	0	0	5	
Cass	0	0	0	0	0	0	2	0	0	1	0	0	3	Newton	0	0	0	1	0	0	0	0	0	0	0	0	1	
Clark	0	1	0	0	0	0	1	1	0	2	0	0	5	Noble	0	0	0	0	0	0	0	1	4	2	0	0	7	
Clay	0	0	0	0	0	0	0	1	0	2	0	0	3	Ohio	0	0	0	1	1	0	0	0	2	1	0	0	5	
Clinton	0	0	0	0	0	0	0	0	1	2	0	0	3	Orange	0	0	0	0	0	1	0	0	0	0	0	0	1	
Crawford	0	0	0	0	0	0	0	0	0	0	0	0	0	Owen	0	0	0	0	0	0	0	0	0	1	0	0	1	
Daviess	0	0	1	0	2	0	1	0	2	0	0	0	6	Parke	0	0	0	1	0	0	0	1	0	0	0	0	2	
Dearborn	0	0	4	5	3	0	0	3	4	5	1	0	25	Perry	0	0	1	0	0	0	0	1	0	1	0	0	3	
Decatur	0	0	1	1	0	0	0	0	1	2	0	0	5	Pike	0	0	0	0	0	0	0	0	0	2	0	0	2	
DeKalb	0	0	0	0	0	0	0	0	2	0	0	0	2	Porter	0	0	1	0	0	0	0	0	1	2	0	0	4	
Delaware	0	1	1	2	1	0	1	0	0	3	1	0	10	Posey	0	0	0	0	0	0	0	0	0	0	1	0	1	
Dubois	0	0	0	0	0	0	0	0	2	2	0	0	4	Pulaski	0	0	1	0	0	0	0	0	0	0	0	0	1	
Elkhart	0	2	7	1	2	0	2	2	1	5	0	0	22	Putnam	0	0	0	2	3	0	0	1	0	2	0	0	8	
Fayette	0	0	0	2	0	0	0	0	1	2	0	0	5	Randolph	0	0	0	1	1	0	0	0	0	0	0	0	2	
Floyd	0	0	2	3	1	1	0	0	1	2	0	0	10	Ripley	0	0	0	1	5	0	0	0	0	1	5	0	12	
Fountain	0	0	0	0	0	0	0	0	0	0	0	0	0	Rush	0	0	0	0	0	0	0	1	1	2	0	0	4	
Franklin	0	0	0	0	4	0	0	1	0	0	0	0	5	St. Joseph	0	2	0	0	2	0	2	2	2	5	3	0	18	
Fulton	0	0	0	0	1	0	0	0	0	1	0	0	2	Scott	0	0	1	2	5	0	0	0	0	3	0	0	11	
Gibson	0	0	0	1	0	0	0	0	0	1	0	0	2	Shelby	0	0	3	1	1	0	0	1	1	4	0	0	11	
Grant	0	0	0	0	3	0	0	2	2	2	1	0	10	Spencer	0	0	0	0	0	0	0	0	0	0	0	0	0	0
Greene	0	0	2	0	0	0	1	1	0	0	0	0	4	Starke	0	0	0	0	0	0	0	0	0	0	1	0	1	
Hamilton	0	0	1	1	3	0	0	1	0	7	0	0	13	Steuben	0	0	0	0	0	0	0	0	0	0	0	0	0	0
Hancock	0	0	0	0	0	0	1	0	1	3	0	0	5	Sullivan	0	0	1	0	0	0	0	0	0	0	0	0	0	1
Harrison	1	0	0	0	1	0	0	1	1	0	0	0	4	Switzerland	0	0	1	0	0	0	0	0	0	0	0	0	0	1
Hendricks	0	0	3	0	1	0	0	1	1	2	0	0	8	Tippecanoe	1	1	2	3	2	0	1	1	1	7	0	0	19	
Henry	0	0	1	0	0	0	2	0	0	0	0	0	3	Tipton	0	0	0	0	1	0	0	0	0	0	0	0	1	
Howard	0	0	1	3	6	0	0	1	1	1	0	0	13	Union	0	0	0	0	0	0	0	0	0	0	0	0	0	0
Huntington	0	1	2	1	2	0	0	0	0	1	0	0	7	Vanderburgh	0	0	0	1	1	0	1	6	0	13	1	0	23	
Jackson	0	1	0	1	0	0	0	0	1	0	0	0	3	Vermillion	0	0	0	0	0	0	0	1	0	0	0	0	1	
Jasper	0	0	1	0	2	0	0	0	0	0	2	0	5	Vigo	0	0	2	1	0	0	0	2	2	3	1	0	11	
Jay	0	0	4	2	0	0	0	0	1	1	0	0	8	Wabash	0	0	0	1	0	0	0	1	2	2	1	0	7	
Jefferson	0	0	0	0	0	1	1	1	1	4	0	0	8	Warren	0	0	1	0	0	0	0	0	0	0	0	0	1	
Jennings	0	0	1	0	2	0	0	0	0	2	0	0	5	Warrick	0	0	0	0	0	0	0	0	0	0	0	0	0	0
Johnson	0	0	2	1	2	0	0	2	1	2	3	0	13	Washington	0	0	0	1	2	0	0	0	2	0	0	0	5	
Knox	0	0	1	1	0	0	0	0	1	0	0	0	3	Wayne	0	0	0	2	2	0	0	0	3	4	2	0	13	
Kosciusko	0	0	2	0	1	0	0	0	2	3	0	0	8	Wells	0	1	0	0	0	0	0	0	1	0	3	0	5	
LaGrange	0	0	1	0	0	0	0	0	1	1	0	0	3	White	0	0	0	0	0	0	0	0	1	1	0	0	2	
Lake	0	0	1	3	3	0	0	3	1	7	1	0	19	Whitley	0	0	0	0	0	0	0	0	2	0	0	0	2	
LaPorte	1	0	2	0	1	0	0	2	0	3	0	0	9	Unknown	0	0	0	0	0	0	0	0	0	0	0	0	4	4
Lawrence	0	0	0	1	0	0	0	1	1	0	3	0	6	Totals	4	18	100	80	93	7	23	73	89	195	41	4	727	

Data based on Most Serious Offense and includes only New- and Rec commitments.
Parole violators are not included.

*"Other" may include missing, habitual offense, contempt of court, or misdemeanor.

**"Unknown" represents offenders who were sentenced to DOC, but County of Commitment data was unavailable.

Source: Prsadm7.pgm

Indiana Department of Correction

Table 7

Release Type by County of Commitment - Adult Offenders

September 2016

County	Release Type				Total	County	Release Type				Total
	Parole	Probation	Discharged	CTP			Parole	Probation	Discharged	CTP	
Adams	2	0	0	1	3	Madison	15	4	1	13	33
Allen	29	16	1	8	54	Marion	109	55	21	29	214
Bartholomew	6	3	3	2	14	Marshall	1	6	1	0	8
Benton	0	0	0	0	0	Martin	0	0	0	1	1
Blackford	3	1	1	0	5	Miami	2	0	1	0	3
Boone	3	3	0	0	6	Monroe	4	1	1	1	7
Brown	0	0	0	0	0	Montgomery	5	3	1	1	10
Carroll	2	0	0	1	3	Morgan	10	1	0	1	12
Cass	3	1	0	5	9	Newton	2	0	0	0	2
Clark	2	4	1	2	9	Noble	5	5	1	1	12
Clay	3	1	0	1	5	Ohio	0	1	0	0	1
Clinton	4	5	1	0	10	Orange	2	0	0	1	3
Crawford	0	0	0	0	0	Owen	1	0	0	1	2
Daviess	1	3	0	1	5	Parke	0	1	0	0	1
Dearborn	10	8	2	2	22	Perry	3	0	0	0	3
Decatur	4	2	0	1	7	Pike	0	0	0	1	1
DeKalb	2	1	0	1	4	Porter	11	5	0	0	16
Delaware	7	3	1	3	14	Posey	2	2	1	0	5
Dubois	3	1	0	1	5	Pulaski	0	0	0	0	0
Elkhart	21	20	1	4	46	Putnam	5	1	1	0	7
Fayette	7	4	0	3	14	Randolph	0	2	0	0	2
Floyd	4	0	1	0	5	Ripley	2	2	0	0	4
Fountain	0	0	0	0	0	Rush	1	2	1	1	5
Franklin	3	2	2	1	8	St. Joseph	23	5	3	5	36
Fulton	2	1	0	0	3	Scott	4	3	2	0	9
Gibson	4	0	0	0	4	Shelby	5	2	4	0	11
Grant	7	10	0	2	19	Spencer	0	0	0	0	0
Greene	4	5	0	1	10	Starke	1	2	0	1	4
Hamilton	16	5	5	0	26	Steuben	3	0	0	3	6
Hancock	4	0	0	2	6	Sullivan	0	0	0	0	0
Harrison	1	8	1	1	11	Switzerland	0	1	0	0	1
Hendricks	12	2	1	1	16	Tippecanoe	9	8	0	2	19
Henry	2	2	0	2	6	Tipton	1	0	0	0	1
Howard	4	8	1	10	23	Union	1	0	0	0	1
Huntington	11	2	1	0	14	Vanderburgh	23	2	1	5	31
Jackson	7	3	1	0	11	Vermillion	0	0	0	0	0
Jasper	1	0	0	0	1	Vigo	4	2	0	5	11
Jay	3	6	1	1	11	Wabash	3	2	1	1	7
Jefferson	5	3	0	2	10	Warren	0	0	0	0	0
Jennings	7	2	2	0	11	Warrick	3	1	1	0	5
Johnson	9	1	2	1	13	Washington	0	1	0	0	1
Knox	2	1	0	0	3	Wayne	7	1	1	1	10
Kosciusko	3	7	0	0	10	Wells	3	1	3	1	8
LaGrange	2	2	0	0	4	White	2	0	0	1	3
Lake	14	2	1	7	24	Whitley	1	3	0	0	4
LaPorte	5	0	1	1	7	Unknown	0	0	1	1	2
Lawrence	2	4	0	1	7	Totals	519	277	78	146	1020

This data excludes Temporary Moves, Safekeepers, Predispositions, Escapes, Deaths, releases from CTP and releases from Out of State Parole.

*"Unknown" represents offenders who were sentenced to DOC, but County of Commitment data was unavailable.

Source: prisrel7.pgm

Indiana Department of Correction

Table 8

The Number of Department of Correction Offenders Held in County Jails*

September 26, 2016

<u>County</u>	<u>Adult Male</u>	<u>Adult Female</u>	<u>County</u>	<u>Adult Male</u>	<u>Adult Female</u>	<u>County</u>	<u>Adult Male</u>	<u>Adult Female</u>
Adams	1	0	Hendricks	3	1	Pike	0	0
Allen	19	3	Henry**	2	0	Porter	7	0
Bartholomew	2	2	Howard	2	1	Posey	1	0
Benton	1	0	Huntington	2	0	Pulaski**	1	0
Blackford**	3	0	Jackson	2	1	Putnam**	2	1
Boone	2	0	Jasper	1	0	Randolph	1	0
Brown	0	0	Jay	4	1	Ripley	4	0
Carroll	1	0	Jefferson	6	0	Rush	7	2
Cass	3	1	Jennings	2	0	St. Joseph	29	8
Clark	2	0	Johnson	8	0	Scott	1	1
Clay	9	0	Knox**	4	0	Shelby	3	0
Clinton	2	0	Kosciusko	1	0	Spencer**	0	0
Crawford**	0	0	LaGrange	1	0	Starke	0	1
Daviess	3	1	Lake	12	0	Steuben	2	0
Dearborn	9	3	LaPorte	10	1	Sullivan	0	0
Decatur	1	0	Lawrence	2	0	Switzerland	1	0
DeKalb	1	0	Madison	3	1	Tippecanoe	2	0
Delaware	3	2	Marion	21	7	Tipton	0	0
Dubois	1	0	Marshall	3	1	Union	0	0
Elkhart	9	1	Martin	2	0	Vanderburgh	12	2
Fayette	1	1	Miami	13	0	Vermillion	2	0
Floyd	8	0	Monroe	1	0	Vigo	3	1
Fountain	0	0	Montgomery	1	0	Wabash	4	1
Franklin	2	2	Morgan	2	1	Warren	1	0
Fulton	1	1	Newton	0	0	Warrick	0	0
Gibson	3	1	Noble	3	0	Washington	0	1
Grant	3	2	Ohio	1	1	Wayne	11	2
Greene	0	0	Orange**	0	0	Wells**	0	1
Hamilton	5	0	Owen	1	0	White	2	0
Hancock	0	0	Parke	0	0	Whitley	3	0
Harrison**	1	0	Perry	0	0	Total	308	57

* Data is based on known frequencies reported by the counties, some county data may be missing

** County Jail Substance Abuse Programs

SOURCE: Offender
Movement

Indiana Department of Correction
Table 9
Community Transition Program
Average Daily Populations

<u>Month</u>	<u>2012</u>	<u>2013</u>	<u>2014</u>	<u>2015</u>	<u>2016</u>
January	483	493	521	457	518
February	474	475	511	442	480
March	483	511	492	468	492
April	586	510	470	529	518
May	514	509	496	549	499
June	506	522	504	539	469
July	520	533	494	539	491
August	511	495	475	559	496
September	502	513	479	538	509
October	501	527	484	564	
November	498	558	482	528	
December	<u>492</u>	<u>544</u>	<u>475</u>	<u>522</u>	
YEARLY AVERAGE	506	516	490	519	497

Source: CTP Database and OIS Warmbody

Indiana Department Of Correction
Table 10
Community Transition Program
September 2016 Release Information (Felony Level A-D)

Total number of offenders eligible to be released during September 2016 =		457
Felony A and B total =	289	
Felony C total =	120	
Felony D total =	45	
Murder =	3	
Total number of offenders transitioned to counties for CTP =		123
By default (lack of response from judge)		
Felony A or B =	0	
Felony C =	12	
Felony D =	9	
By approval by court order from judge		
Felony A or B =	83	
Felony C =	14	
Felony D =	4	
Murder =	1	
Total number of offenders transitioned to counties then returned to DOC due to refusal (court ordered denial upon receipt of offender) =		0
Total number of court ordered denials =		228
Felony A or B =	121	
Felony C =	84	
Felony D =	23	
Murder =	0	
Total number of Felony A or B, or Murder denials by default (no response from judge) =		68
Total number of offenders who became ineligible after eligibility determined but prior to CTP commencement date (reasons include change in Earliest Possible Release Date, change in warrant status, released to probation or to parole, other miscellaneous) =		36
Felony A or B =	17	
Felony C =	10	
Felony D =	9	
Murder =	0	

Indiana Department Of Correction
Table 10
Community Transition Program
September 2016 Release Information (Felony Level 1-6)

Total number of offenders eligible to be released during September 2016 =	79
Felony 1 and 2 total =	0
Felony 3 and 4 total =	14
Felony 5 and 6 total =	65
Total number of offenders transitioned to counties for CTP =	28
By default (lack of response from judge)	
Felony 1 and 2 total	0
Felony 3 and 4 total :	0
Felony 5 and 6 total :	9
By approval by court order from judge	
Felony 1 and 2 total	0
Felony 3 and 4 total :	3
Felony 5 and 6 total :	16
Total number of offenders transitioned to counties then returned to DOC due to refusal (court ordered denial upon receipt of offender) =	0
Total number of court ordered denials =	40
Felony 1 and 2 total =	0
Felony 3 and 4 total =	8
Felony 5 and 6 total =	32
Total number of Felony 1 or 2, or Murder denials by default (no response from judge) =	0
Total number of offenders who became ineligible after eligibility determined but prior to CTP commencement date (reasons include change in Earliest Possible Release Date, change in warrant status, released to probation or to parole, other miscellaneous) =	11
Felony 1 and 2 total =	0
Felony 3 and 4 total =	3
Felony 5 and 6 total =	8

Indiana Department of Correction
Table 11
Total Number of Felony Offenses
Committed to the Indiana Department of Correction

September 2016

Felony Level	Primary Offense	Secondary Offense	Sep-16		This Calendar Year	
			SEX		SEX	
			F	M	F	M
Murder	Murder (35-42-1-1)		-	5	3	71
Murder Total			-	5	3	71

Felony Level	Primary Offense	Secondary Offense	Sep-16		This Calendar Year	
			SEX		SEX	
			F	M	F	M
A Felony	Arson (35-43-1-1)		-	-	-	4
	Battery (35-42-2-1)		-	-	-	1
	Burglary (35-43-2-1)		-	-	-	3
	Child Molesting (35-42-4-3)		1	9	7	99
	Criminal Deviate Conduct (35-42-4-2)		-	-	-	2
	Criminal Gang Enhancement (35-50-2-15)		-	-	-	1
	Dealing Cocaine or Narcotic Drug (35-48-4-1)		-	5	10	69
	Dealing Methamphetamine (35-48-4-1.1)		-	3	3	17
	Dealing Sched I, II, or III Cntrld Sub (35-48-4-2)		-	2	5	5
	Kidnapping (35-42-3-2)		-	-	-	3
	Neglect of a Dependent/Death (35-46-1-4)		-	-	-	1
	Possession of Cocaine or Narcotic Drug (35-48-4-6)		-	1	1	2
	Rape (35-42-4-1)		-	-	-	4
	Robbery (35-42-5-1)		-	-	-	10
	Voluntary Manslaughter (35-42-1-3)		-	-	-	6
A Felony Total			1	20	26	227

Felony Level	Primary Offense	Secondary Offense	Sep-16		This Calendar Year	
			SEX		SEX	
			F	M	F	M
B Felony	Aggravated Battery (35-42-2-1.5)		-	-	1	24
	Arson (35-43-1-1)		-	1	3	8
	Battery (35-42-2-1)		-	-	1	5
	Battery by Bodily Waste (35-42-2-6)		-	-	-	1
	Burglary (35-43-2-1)		1	42	35	349
		Theft, Receiving Stolen Property (35-43-4-2)	-	-	-	1
	Carjacking (35-42-5-2)		-	2	-	9
	Child Molesting (35-42-4-3)		-	3	4	73
	Criminal Confinement (35-42-3-3)		-	-	1	31
	Criminal Deviate Conduct (35-42-4-2)		-	1	-	10
	Dealing Cocaine or Narcotic Drug (35-48-4-1)		2	15	36	173
	Dealing Methamphetamine (35-48-4-1.1)		5	15	34	132
	Dealing Sched I, II, or III Cntrld Sub (35-48-4-2)		5	7	46	95
	Dealing Sched IV Cntrld Sub (35-48-4-3)		-	1	4	4
	Escape/Failure to Return (35-44-3-5)		-	-	-	2
	Fail to Stop Accident w/Injury (9-26-1-1)		-	-	-	4
	Felon in Possession of a Firearm (35-47-4-5)		-	2	2	37
	Incest (35-46-1-3)		-	-	-	6
	Neglect of a Dependent (35-46-1-4)		-	1	2	8
	Operating Vehicle Intoxicated/Death (9-30-5-5)		-	-	2	6
	Possession Methamphetamine (35-48-4-6.1)		-	-	2	7
	Possession Sched IV Cntrld Sub w/in 1,000 ft (35-48-4-7)		-	-	1	-
	Possession of Cocaine or Narcotic Drug (35-48-4-6)		1	2	5	27
	Promoting Prostitution, under 18 (35-45-4-4)		-	-	-	2
	Rape (35-42-4-1)		-	2	-	18
	Robbery (35-42-5-1)		1	9	13	138
	Security Fraud (23-19-5-1)		-	-	-	3
	Sexual Misconduct with a Minor (35-42-4-9)		-	4	-	31
	Vicarious Sexual Gratification (35-42-4-5)		-	-	-	3
	Voluntary Manslaughter (35-42-1-3)		-	-	1	3
B Felony Total			15	107	193	1210

Felony Level	Primary Offense	Secondary Offense	Sep-16		This Calendar Year	
			SEX		SEX	
			F	M	F	M
C Felony	Aiding, Inducing or Causing an Offense (35-41-2-4)	Child Molesting (35-42-4-3)	-	-	-	1
	Assisting Suicide (35-42-1-2.5)		-	-	-	1
	Assisting a Criminal (35-44-3-2)		-	-	2	2
	Attempt to Commit a Felony (35-41-5-1)	Burglary (35-43-2-1)	-	-	-	1
	Auto Theft, Receiving Stolen Parts (35-43-4-2.5)		-	2	-	9
	Battery (35-42-2-1)		-	8	11	70
	Bribery (35-44-1-1)		-	-	-	1
	Burglary (35-43-2-1)		-	16	16	164
	Carrying Handgun w/o License (35-47-2-23)		-	-	-	14
	Check Fraud (35-43-5-12)		-	-	1	-
	Child Exploitation (35-42-4-4)		-	-	-	9
	Child Molesting (35-42-4-3)		1	8	2	105
	Child Seduction (35-42-4-7)		-	-	-	2
	Child Solicitation (35-42-4-6)		-	1	-	6
	Controlled Substance Registration (35-48-4-14)		2	-	2	-
	Corrupt Business Influence (35-45-6-2)		-	2	5	17
	Criminal Confinement (35-42-3-3)		-	1	-	14
	Criminal Recklessness (35-42-2-2)		-	1	1	16
	Dealing Cocaine or Narcotic Drug (35-48-4-1)		-	-	-	1
	Dealing Marijuana, Hash Oil, or Hashish (35-48-4-10)		-	-	1	13
	Dealing Sched IV Controlled Substance (35-48-4-3)		-	1	6	13
	Dealing/Poss. Look-Alike Subs (35-48-4-4.6)		1	-	1	5
	Disarm/Attempt to Disarm an Officer (35-44.1-3-2)		-	-	-	2
	Driving Suspended/Death (9-24-19-4)		-	-	-	1
	Escape/Failure to Return (35-44-3-5)		-	2	2	10
	Failure to Register as a Sex Offender (11-8-8-17)		-	2	1	23
	Failure to Stop Accident/Death (9-26-1-8)		-	-	-	1
	Felon in Possession of a Firearm (35-47-4-5)		-	-	-	4
	Firearm w/in One Mile of School (35-47-2-1)		-	2	1	20
	Forgery (35-43-5-2)		3	13	61	109
	Fraud on Financial Institution (35-43-5-8)		-	1	12	6
	Handgun Violation (35-47-2-7)		-	-	-	4
	Incest (35-46-1-3)		-	2	-	7
	Insurance Fraud (35-43-5-4.5)		-	1	1	1
	Intimidation (35-45-2-1)		-	1	1	21
	Neglect of a Dependent (35-46-1-4)		-	-	8	6
	Non-Support of Dependent Child (35-46-1-5)		1	6	3	64
	Obliterating Handgun I.D. (35-47-2-18)		-	-	-	3
	Operating Vehicle Intoxicated/Death (9-30-5-5)		-	-	-	2
	Operating Vehicle Intoxicated/Injury (9-30-5-4)		1	-	1	2
	Operating Vehicle w/Lifetime Suspension (9-30-10-17)		-	4	5	78
		Habitual Offender Controlled Substance (35-50-2-1)	-	-	-	1
	Operating Vehicle-Habitual Violation (9-30-10-16)		-	1	-	2
	Possession - Destruct Device (35-47.5-5-2)		-	-	-	1
	Possession - Syringe/Needle (16-42-19-18)		-	-	-	2
	Possession Methamphetamine (35-48-4-6.1)		-	1	3	16
	Possession of Cocaine or Narcotic Drug (35-48-4-6)		3	3	9	36
	Possession of Controlled Substance (35-48-4-7)		-	-	4	17
	Possession of Precursors (35-48-4-14.5)		-	-	2	7
	Possession/Use Legend Drug (16-42-19-27)		-	-	-	1
	Prisoner Poss. Dang Device/Material (35-44-3-9.5)		-	-	-	1
	Promoting Prostitution (35-45-4-4)		1	-	1	-
	Reckless Driving Workzone Death (9-21-8-56)		-	-	-	2
	Reckless Homicide (35-42-1-5)		-	-	1	5
	Robbery (35-42-5-1)		-	11	5	53
	Security Fraud (23-19-5-1)		-	1	-	2
	Security Sale Fraud (23-2-6-3)		-	-	-	2
	Sexual Misconduct (35-44-1-5)		-	-	-	3
	Sexual Misconduct with a Minor (35-42-4-9)		-	4	-	30
	Stalking (35-45-10-5)		-	-	-	6
	Trafficking with an Inmate (35-44-3-9)		-	-	7	1
	Welfare Fraud (35-43-5-7)		-	-	6	-
C Felony Total			13	95	182	1016

Felony Level	Primary Offense	Secondary Offense	Sep-16		This Calendar Year	
			SEX		SEX	
			F	M	F	M
D Felony	Arson (35-43-1-1)		-	-	-	1
	Assisting a Criminal (35-44-3-2)		-	-	2	2
	Attempt to Commit a Felony (35-41-5-1)	Auto Theft, Receiving Stolen Parts (35-43-4-2.5)	-	-	-	1
		Theft, Receiving Stolen Property (35-43-4-2)	-	-	-	1
	Auto Theft, Receiving Stolen Parts (35-43-4-2.5)		-	2	6	17
	Battery (35-42-2-1)		-	4	3	29
	Battery by Bodily Waste (35-42-2-6)		-	-	1	-
	Cemetery Mischief (35-43-1-2.1)		-	-	-	1
	Check Deception (35-43-5-5)		1	-	2	-
	Check Fraud (35-43-5-12)		-	1	2	5
	Child Exploitation (35-42-4-4)		-	-	-	10
	Child Solicitation (35-42-4-6)		-	1	-	8
	Controlled Substance Registration (35-48-4-14)		-	2	9	4
	Criminal Confinement (35-42-3-3)		-	1	-	9
	Criminal Deviate Conduct (35-42-4-2)		-	-	-	1
	Criminal Mischief (35-43-1-2)		-	-	-	4
	Criminal Recklessness (35-42-2-2)		-	1	-	17
	Cultivation of Marijuana (35-48-4-1)		-	-	-	1
	Dealing Marijuana, Hash Oil, or Hashish (35-48-4-10)		-	-	1	15
	Dealing Subs. Represent as Cntrl'd Subs. (35-48-4-4.5)		-	-	-	3
	Dissemination of Matter Harmful to Minor (35-49-3-3)		-	1	1	2
	Domestic Battery (35-42-2-1.3)		1	6	4	38
	Driving While Intoxicated (9-11-2-3)		-	-	-	1
	Driving While Suspended/Oper Veh HTV (9-30-10-16)		1	7	4	54
	Dump Controlled Substance Waste (38-48-4-4.1)		-	-	-	1
	FDJ9		-	1	-	1
	Fail to Stop Accident w/Injury (9-26-1-1)		-	-	2	-
	Failure to Appear (35-44-3-6)		-	-	1	-
	Failure to Register as a Sex Offender (11-8-8-17)		-	1	1	21
	Failure to Return to Lawful Detention (35-44-3-5)		-	4	5	25
	Forgery, Counterfeit (35-43-5-2)		-	-	1	5
	Fraud (35-43-5-4)		2	5	11	21
	Habitual Offender Substance Abuse (35-50-2-10)		-	-	-	1
	Handgun Violation (35-47-2-1)		-	-	-	1
	Home Improvement Fraud (35-43-6-12)		-	-	-	4
	Identity Deception (35-43-5-3.5)		4	-	5	3
	Intimidation (35-45-2-1)		-	1	-	30
	Invasion of Privacy (35-46-1-15.1)		-	-	-	5
	Maintaining a Common Nuisance (35-48-4-13)		4	3	21	25
	Medicaid Fraud (35-43-5-7.1)		-	-	1	-
	Neglect of a Dependent (35-46-1-4)		-	1	16	13
	Non-Support of a Child (35-46-1-5)		-	4	7	54
	Obstruction of Justice (35-44-3-4)		-	-	-	5
	Operating Vehicle Intox-Prior (9-30-5-3)		1	6	21	89
	Operating Vehicle Intoxicated-Contrl'd Sub (9-30-5-1)		-	-	2	4
	Operating Vehicle Intoxicated-Endanger (9-30-5-2)		2	3	3	14
	Operating Vehicle Intoxicated-Serious Injury (9-30-5-4)		-	-	2	9
	Perjury (35-44-2-1)		-	-	1	-
	Pointing a Firearm (35-47-4-3)		-	-	-	5
	Poss. of Marijuana, Hash Oil, or Hashish (35-48-4-11)		-	1	4	57
	Possession - Syringe/Needle (16-42-19-18)		2	3	10	23
	Possession of Cocaine or Narcotic Drug (35-48-4-6)		2	2	18	29
	Possession of Controlled Substance (35-48-4-7)		4	6	44	82
	Possession of Methamphetamine (35-48-4-6.1)		1	5	22	58
	Possession of Paraphernalia (35-48-4-8.3)		-	-	1	5
	Possession of Precursors (35-48-4-14.5)		1	3	11	28
	Possession/Use of Legend Drug (16-42-19-13)		-	2	4	7
	Prescription Fraud (35-43-5-1)		-	-	1	-
	Prostitution (35-45-4-2)		-	-	2	-
	Residential Entry (35-43-2-1.5)		-	-	3	27
	Resisting Law Enforcement (35-44-3-3)		-	3	3	45
	Sale of Legend Drug (16-42-19-11)		-	-	1	-
	Sex Offender Residency Restrictions (35-42-4-11)		-	-	-	1
	Sex Offender without Identification (11-8-8-15)		-	-	-	1
	Sexual Battery (35-42-4-8)		-	-	-	11
	Sexual Misconduct with a Minor (35-42-4-9)		-	1	2	5
	Stalking (35-45-10-5)		-	-	-	2
	Strangulation (35-42-2-9)		-	-	-	16
	Theft, Receiving Stolen Property (35-43-4-2)		17	35	130	390
	Uttering Forged Prescription (16-42-19-26)		-	-	-	1
	Vicarious Sexual Gratification (35-42-4-5)		-	-	-	2
	Violation of Custody Order (35-42-3-4)		-	-	1	-
	Violation-1935 Firearms (35-47-5-4.1)		-	-	-	3
	Voyeurism (35-45-4-5)		-	-	-	3
	Welfare Fraud (35-43-5-7)		1	-	1	1
D Felony Total			44	116	393	1357

Felony Level	Primary Offense	Secondary Offense	Sep-16		This Calendar Year	
			SEX		SEX	
			F	M	F	M
Level 1 Felony	Aggravated Battery (35-42-2-1.5)		-	-	-	1
	Aiding, Inducing or Causing an Offense (35-41-2-4)	Murder (35-42-1-1)	-	-	-	1
	Attempt to Commit a Felony (35-41-5-1)	Murder (35-42-1-1)	-	2	-	22
	Burglary (35-43-2-1)		-	1	-	6
	Child Molesting (35-42-4-3)		-	8	1	61
	Conspiracy (35-41-5-2)	Murder (35-42-1-1)	-	-	-	1
	Neglect of a Dependent/Death (35-46-1-4)		1	-	3	4
	Rape (35-42-4-1)		-	-	-	21
Level 1 Felony Total			1	11	4	117

Felony Level	Primary Offense	Secondary Offense	Sep-16		This Calendar Year	
			SEX		SEX	
			F	M	F	M
Level 2 Felony	Aiding, Inducing or Causing an Offense (35-41-2-4)	Burglary (35-43-2-1)	-	-	-	2
		Dealing Methamphetamine (35-48-4-1.1)	-	-	-	1
		Kidnapping (35-42-3-2)	-	-	-	1
	Attempt to Commit a Felony (35-41-5-1)	Burglary (35-43-2-1)	-	-	-	1
		Dealing Cocaine or Narcotic Drug (35-48-4-1)	-	1	-	1
		Robbery (35-42-5-1)	-	-	-	3
	Battery (35-42-2-1)		-	-	-	2
	Burglary (35-43-2-1)		-	2	2	29
	Conspiracy (35-41-5-2)	Burglary (35-43-2-1)	-	-	-	2
		Dealing Cocaine or Narcotic Drug (35-48-4-1)	-	-	1	1
		Dealing Methamphetamine (35-48-4-1.1)	-	-	1	2
		Robbery (35-42-5-1)	-	1	-	1
	Criminal Confinement (35-42-3-3)		-	-	-	3
	Dealing Cocaine or Narcotic Drug (35-48-4-1)		1	6	10	48
	Dealing Methamphetamine (35-48-4-1.1)		1	6	10	53
	Dealing Sched I, II, or III Cntrld Sub (35-48-4-2)		-	1	1	5
	Kidnapping (35-42-3-2)		-	-	-	2
	Possession - Destruct Device (35-47.5-5-2)		-	-	-	1
	Robbery (35-42-5-1)		-	6	2	16
	Voluntary Manslaughter (35-42-1-3)		-	1	-	12
Level 2 Felony Total			2	24	27	186

Felony Level	Primary Offense	Secondary Offense	Sep-16		This Calendar Year	
			SEX		SEX	
			F	M	F	M
Level 3 Felony	Accident/Failure to Stop-Serious Inj/Death (9-26-1-1.1)		-	-	2	6
	Aggravated Battery (35-42-2-1.5)		1	8	6	59
	Aiding, Inducing or Causing an Offense (35-41-2-4)	Dealing Cocaine or Narcotic Drug (35-48-4-1)	-	-	-	1
		Dealing Methamphetamine (35-48-4-1.1)	-	-	-	2
		Robbery (35-42-5-1)	-	-	-	9
	Arson (35-43-1-1)		-	-	2	-
	Attempt to Commit a Felony (35-41-5-1)	Aggravated Battery (35-42-2-1.5)	-	-	-	4
		Child Molesting (35-42-4-3)	-	-	-	2
		Criminal Confinement (35-42-3-3)	-	1	-	1
		Dealing Methamphetamine (35-48-4-1.1)	-	1	-	1
		F337	-	-	-	1
		Kidnapping (35-42-3-2)	-	-	-	1
		Rape (35-42-4-1)	-	-	-	1
		Robbery (35-42-5-1)	-	4	-	9
	Battery (35-42-2-1)		-	-	2	5
	Burglary (35-43-2-1)		-	2	-	10
	Child Molesting (35-42-4-3)		2	7	2	41
	Conspiracy (35-41-5-2)	Criminal Confinement (35-42-3-3)	-	-	-	1
		Dealing Cocaine or Narcotic Drug (35-48-4-1)	-	-	3	-
		Dealing Methamphetamine (35-48-4-1.1)	-	-	5	3
		Robbery (35-42-5-1)	-	1	1	2
	Criminal Confinement (35-42-3-3)		-	-	2	28
	Dealing Cocaine or Narcotic Drug (35-48-4-1)		1	8	10	49
	Dealing Methamphetamine (35-48-4-1.1)		1	4	12	38
	Dealing Sched I, II, or III Cntrld Sub (35-48-4-2)		-	-	-	3
	Dealing Sched IV Cntrld Sub (35-48-4-3)		-	1	-	3
	Disarm/Attempt to Disarm an Officer (35-44.1-3-2)		-	1	-	1
	Human Sexual Trafficking (35-42-3.5-1)		-	2	-	3
	Kidnapping (35-42-3-2)		-	-	1	2
	Neglect of a Dependent/Death (35-46-1-4)		1	5	17	20
	Possession of Cocaine or Narcotic Drug (35-48-4-6)		1	-	3	8
	Possession of Methamphetamine (35-48-4-6.1)		-	4	5	11
	Rape (35-42-4-1)		-	2	1	18
	Resisting Law Enforcement (35-44.1-3-1)		-	1	-	5
	Robbery (35-42-5-1)		1	24	29	218
Level 3 Felony Total			8	76	103	566

Felony Level	Primary Offense	Secondary Offense	Sep-16		This Calendar Year		
			SEX		SEX		
			F	M	F	M	
Level 4 Felony	Aiding, Inducing or Causing an Offense (35-41-2-4)	BURGLARY (35-43-2-1)	-	1	-	8	
		Child Molesting (35-42-4-3)	-	-	-	1	
		Dealing Cocaine or Narcotic Drug (35-48-4-1)	-	-	1	1	
		Dealing Methamphetamine (35-48-4-1.1)	-	-	-	2	
		Felon in Possession of a Firearm (35-47-4-5)	-	-	-	1	
	Arson (35-43-1-1)	Attempt to Commit a Felony (35-41-5-1)	BURGLARY (35-43-2-1)	2	6	4	25
			Dealing Methamphetamine (35-48-4-1.1)	-	-	-	2
			Sexual Misconduct with a Minor (35-42-4-9)	-	1	-	2
	BURGLARY (35-43-2-1)		3	35	42	285	
	Child Molesting (35-42-4-3)		-	14	1	83	
	Child Solicitation (35-42-4-6)		-	-	-	4	
	Conspiracy (35-41-5-2)	BURGLARY (35-43-2-1)	-	1	-	4	
		Dealing Cocaine or Narcotic Drug (35-48-4-1)	-	-	2	1	
		Dealing Methamphetamine (35-48-4-1.1)	-	-	1	2	
	Dealing Cocaine or Narcotic Drug (35-48-4-1)		4	8	25	88	
	Dealing Methamphetamine (35-48-4-1.1)		1	11	15	94	
	Dealing Sched I, II, or III Cntrld Sub (35-48-4-2)		1	2	7	4	
	F412		-	-	-	2	
	Felon in Possession of a Firearm (35-47-4-5)		-	15	1	114	
	Incest (35-46-1-3)		-	6	-	8	
	Operating Vehicle Intoxicated/Death (9-30-5-5)		-	2	3	14	
	POSSESSION OF DANGEROUS DEVICE (35-44.1-3-7)		-	-	-	3	
	Possession of Cocaine or Narcotic Drug (35-48-4-6)		-	-	4	13	
	Possession of Methamphetamine (35-48-4-6.1)		-	2	1	21	
	Sexual Battery (35-42-4-8)		-	1	-	2	
	Sexual Misconduct with a Minor (35-42-4-9)		-	4	2	36	
	Stalking (35-45-10-5)		-	-	-	2	
	Level 4 Felony Total			11	109	109	823

Felony Level	Primary Offense	Secondary Offense	Sep-16		This Calendar Year	
			SEX		SEX	
			F	M	F	M
Level 5 Felony	ASSISTING A CRIMINAL (35-44.1-2-5)		-	1	-	3
	Accident/Failure to Stop-Serious Inj/Death (9-26-1-8)		-	-	1	10
	Aiding, Inducing or Causing an Offense (35-41-2-4)	BATTERY (35-42-2-1)	-	-	-	1
		BURGLARY (35-43-2-1)	-	1	-	7
		DEALING IN METHAMPHETAMINE (35-48-4-1)	-	-	3	7
		Dealing Cocaine or Narcotic Drug (35-48-4-1)	1	1	1	2
		Dealing Sched IV Cntrld Sub (35-48-4-3)	-	-	1	-
		Intimidation (35-45-2-1)	-	-	-	1
		Robbery (35-42-5-1)	-	-	-	1
	Attempt to Commit a Felony (35-41-5-1)	BATTERY (35-42-2-1)	-	2	-	6
		BURGLARY (35-43-2-1)	-	-	-	6
		Child Exploitation (35-42-4-4)	-	-	-	1
		DEALING IN METHAMPHETAMINE (35-48-4-1)	-	-	-	2
		Dealing Cocaine or Narcotic Drug (35-48-4-1)	-	-	-	2
		ESCAPE (35-44.1-3-4)	-	-	-	1
		Fraud on Financial Institution (35-43-5-8)	-	-	-	2
		Kidnapping (35-42-3-2)	-	-	-	1
		Manufacture Destruct Device	-	-	-	1
		Robbery (35-42-5-1)	-	1	1	8
		TRAFFICKING WITH AN INMATE (35-44.1-3-5)	-	-	-	3
	BATTERY (35-42-2-1)		5	30	43	265
	BURGLARY (35-43-2-1)		4	27	19	236
	Bribery (35-44.1-1-2)		-	-	-	1
	CRIMINAL CONFINEMENT (35-42-3-3)		-	5	2	40
	Child Exploitation (35-42-4-4)		-	1	-	8
	Child Seduction (35-42-4-7)		-	-	-	2
	Child Solicitation (35-42-4-6)		1	1	1	16
	Conspiracy (35-41-5-2)	BATTERY (35-42-2-1)	-	-	-	2
		BURGLARY (35-43-2-1)	-	-	1	3
		CRIMINAL CONFINEMENT (35-42-3-3)	-	-	1	-
		DEALING IN METHAMPHETAMINE (35-48-4-1)	-	-	1	5
		Dealing Cocaine or Narcotic Drug (35-48-4-1)	1	-	1	4
		Dealing Sched I, II, or III Cntrld Sub (35-48-4-2)	-	-	-	1
	Fraud on Financial Institution (35-43-5-8)	-	1	-	5	

Felony Level	Primary Offense	Secondary Offense	Sep-16		This Calendar Year	
			SEX		SEX	
			F	M	F	M
Level 5 Felony		Intimidation (35-45-2-1)	-	-	1	-
Cont.		Robbery (35-42-5-1)	-	-	1	2
		TRAFFICKING WITH AN INMATE (35-44.1-3-5)	-	-	2	1
	Conversion (35-43-4-3)		-	-	-	2
	Corrupt Business Influence (35-45-6-2)		1	4	11	22
	Criminal Recklessness (35-42-2-2)		1	4	1	35
	DEALING IN METHAMPHETAMINE (35-48-4-1.1)		3	14	40	148
	Dangerous Control of a Handgun (35-47-10-6)		-	-	1	1
	Dealing Cocaine or Narcotic Drug (35-48-4-1)		7	15	62	145
	Dealing Marijuana, Hash Oil, or Hashish (35-48-4-10)		-	3	-	11
	Dealing Methamphetamine (35-48-4-1.1)		2	12	13	50
	Dealing Sched I, II, or III Cntrl Sub (35-48-4-2)		-	6	7	19
	Dealing Sched IV Cntrl Sub (35-48-4-3)		-	-	-	2
	Dealing/Poss. Look-Alike Subs (35-48-4-4.6)		1	-	3	8
	Disarm/Attempt to Disarm an Officer (35-44.1-3-2)		-	2	-	4
	ESCAPE (35-44.1-3-4)		1	5	5	33
	F512		-	-	-	1
	Failure to Register as a Sex Offender (11-8-8-17)		-	7	-	74
	Firearm w/in One Mile of School (35-47-2-1)		1	15	2	137
	Fraud on Financial Institution (35-43-5-8)		2	6	7	40
	Human Sexual Trafficking (35-42-3.5-1)		-	-	-	1
	Incest (35-46-1-3)		-	-	-	1
	Intimidation (35-45-2-1)		-	7	6	76
	Kidnapping (35-42-3-2)		-	-	-	2
	Money Laundering (35-45-15-5)		-	-	-	1
	Neglect of a Dependent/Death (35-46-1-4)		2	1	9	17
	Non-Support of Dependent Child (35-46-1-5)		-	-	1	2
	OP VEH AFT LIFE SUSP (9-30-10-17)		-	10	12	151
	Obliterating Handgun I.D. (35-47-2-18)		-	-	-	6
	Operating Vehicle Intox-Prior (9-30-5-3)		-	-	1	-
	Operating Vehicle Intoxicated/Death (9-30-5-5)		-	-	-	14
	Operating Vehicle Intoxicated/Injury (9-30-5-4)		-	-	1	7
	POSSESSION OF SYRINGES OR NEEDLES 16-42-19-18		-	-	3	7
	Possession OF Dangerous Device (35-44.1-3-7)		-	-	1	1
	Possession of Cocaine or Narcotic Drug 35-48-4-6		5	3	13	55
	Possession of Precursors (35-48-4-14.5)		-	-	2	7
	Promoting Prostitution (35-45-4-4)		-	-	-	1
	Reckless Homicide (35-42-1-5)		-	-	1	8
	Resisting Law Enforcement (35-44.1-3-1)		-	1	-	4
	Robbery (35-42-5-1)		-	17	16	123
	Sexual Misconduct with a Minor (35-42-4-9)		-	-	3	30
	Stalking (35-45-10-5)		-	5	-	17
	TRAFFICKING WITH AN INMATE (35-44.1-3-5)		3	-	17	13
	Theft, Receiving Stolen Property (35-43-4-2)		-	2	-	5
	Unlawful Transfer of Handgun Ownership (35-47-2-7(B))		-	-	-	1
Level 5 Felony Total			41	210	318	1938

Felony Level	Primary Offense	Secondary Offense	Sep-16		This Calendar Year	
			SEX		SEX	
			F	M	F	M
Level 6 Felony	AIDING IN MANUFACTURE OF SCH II CONT SUB (35-48-4-2)		-	1	5	5
	Aiding, Inducing or Causing an Offense (35-41-2-4)	Criminal Confinement (35-42-3-3)	-	-	-	1
		Theft, Receiving Stolen Property (35-43-4-2)	-	-	1	-
	Arson (35-43-1-1)		-	-	-	4
	Assisting a Criminal (35-44.1-2-5)		-	-	3	-
	Attempt to Commit a Felony (35-41-5-1)	BATTERY (35-42-2-1)	-	-	-	1
		Insurance Fraud (35-43-5-4.5)	-	1	-	1
		RESIDENTIAL ENTRY (35-43-2-1.5)	-	-	1	4
		Theft, Receiving Stolen Property (35-43-4-2)	-	2	1	2
	Auto Theft, Receiving Stolen Parts (35-43-4-2.5)		-	10	3	72
	BATTERY 35-42-2-1		1	6	5	43
	CRIMINAL CONFINEMENT (35-42-3-3)		-	4	2	43
	CRIMINAL RECKLESSNES (35-42-2-2)		-	5	4	24
	CRIMINAL TRESPASS (35-43-2-2)		-	-	-	2
	Check Fraud (35-43-5-12)		-	-	1	1
	Conspiracy (35-41-5-2)	Theft, Receiving Stolen Property (35-43-4-2)	-	1	-	1
	Criminal Confinement (35-42-3-3)		-	-	-	8
	Criminal Gang Activity (35-45-9-3)		-	-	-	1
	Criminal Mischief (35-43-1-2)		-	-	-	1
	DUMPING CONTROLLED SUBSTANCE WASTE (35-48-4-4.1)		-	-	-	1
	Dealing Marijuana, Hash Oil, or Hashish (35-48-4-10)		2	2	2	8
	Dealing Sched V Cntrl Sub (35-48-4-4)		-	-	1	2
	Dealing Subs. Represent as Cntrl Subs. (35-48-4-4.5)		-	3	1	15
	Dealing/Poss. Look-Alike Subs (35-48-4-11.5)		1	1	3	1
	Dissemination of Matter Harmful to Minor (35-49-3-3)		-	-	3	2
	ESCAPE 35-44.1-3-4		-	5	18	50
	FAIL TO REGR SEX OFF (11-8-8-17)		-	2	1	7
	FAILURE TO APPEAR (35-44.1-2-9)		-	-	-	2
	FORGERY,COUNTERFEITING,APPLICATION FRAUD (35-43-5-2)		-	7	11	35
	Failure to Return to Acc Result Serious Inj (9-26-1-1(2))		-	1	-	2
	INTIMIDATION (35-45-2-1)		-	5	3	27
	INVASION OF PRIVACY (35-46-1-15.1)		-	1	-	28
	Identity Deception (35-43-5-3.5)		-	-	5	2
	Maintaining Common Nuisance (35-48-4-13)		-	7	7	40

Felony Level	Primary Offense	Secondary Offense	Sep-16		This Calendar Year	
			SEX		SEX	
			F	M	F	M
Level 6 Felony	Impersonation of a Public Servant (35-44-2-3)		-	-	-	3
Cont.	Insurance Fraud (35-43-5-4.5)		1	2	10	15
	Maintaining Common Nuisance (35-48-4-13)		3	4	10	44
	Neglect of a Dependent/Death (35-46-1-4)		3	-	8	17
	Non-Support of Dependent Child (35-46-1-5)		-	1	3	3
	OPER VEHICLE - INTOX - PREV CONVICTION (9-30-5-3)		-	1	3	22
		Habitual Offender Controlled Substance (35-50-2-1)	-	-	-	4
	Obstruction of Justice (35-44.1-2-2)		-	1	2	10
	Operating Vehicle Intoxicated-Contrlld Sub (9-30-5-1)		-	-	-	4
		Habitual Offender Controlled Substance (35-50-2-1)	-	-	-	1
	Operating Vehicle Intoxicated-Endanger (9-30-5-2)		-	3	-	20
		Habitual Offender Controlled Substance (35-50-2-1)	-	-	-	1
	Operating Vehicle Intoxicated/Injury (9-30-5-4)		-	-	2	4
	Operating Vehicle-Habitual Violation (9-30-10-16)		1	2	6	19
		Habitual Offender Controlled Substance (35-50-2-1)	-	-	-	1
	POSS PARAPHERNALIA (35-48-4-8.3)		-	1	1	1
	POSSESS PRECURSORS (35-48-4-14.5)		1	1	9	25
	POSSESSION OF CHILD PORNOGRAPHY (35-42-4-4(C))		-	1	-	20
	POSSESSION OF METHAMPHETAMINE (35-48-4-6.1)		-	-	1	-
	POSSESSION OF SYRINGES OR NEEDLES (16-42-19-18)		1	9	19	44
	POSSESSION OR USE OF LEGEND DRUG (16-42-19-13)		-	1	4	6
	PROSTITUTION (35-45-4-2)		-	-	1	-
	Pointing a Firearm (35-47-4-3)		-	-	-	7
	Possession Sched IV Contrlld Sub w/in 1,000 ft (35-48-4-7)		1	-	2	3
	Possession of Cocaine or Narcotic Drug (35-48-4-6)		-	8	16	69
	Possession of Marijuana (35-48-4-11)		1	-	1	5
	Possession of Methamphetamine (35-48-4-6.1)		4	8	18	79
	RESIDENTIAL ENTRY (35-43-2-1.5)		1	1	2	22
	RESISTING LAW ENFORC (35-44.1-3-1)		-	7	8	84
	Sex Offender Residency Restrictions (35-42-4-11)		-	-	-	2
	Sex Offender without Identification (11-8-8-15)		-	-	-	2
	Sexual Battery (35-42-4-8)		-	1	-	7
	Stalking (35-45-10-5)		-	-	-	1
	Strangulation (35-42-2-9)		-	2	1	20
	Theft, Receiving Stolen Property (35-43-4-2)		8	39	64	253
	UNAUTHORIZED ENTRY OF MOTOR VEHICLE(35-43-4-2.7)		-	1	-	1
	Voyeurism (35-45-4-5)		-	-	-	1
Level 6 Felony Total			29	151	265	1216

Felony Level	Primary Offense	Secondary Offense	Sep-16		This Calendar Year	
			SEX		SEX	
			F	M	F	M
	FIREARM ENHANCEMENT (35-50-2-13)		-	1	-	2
	Habitual Offender (35-50-2-8)		-	1	1	8
	Habitual Offender Controlled Substance (35-50-2-10)		-	3	-	16
	Habitual Offender Traffic Laws (9-30-10-4)		-	1	-	1
Habitual Off Total			-	6	1	27

			Sep-16		This Calendar Year	
			SEX		SEX	
			F	M	F	M
Grand Total			165	930	1624	8754

Note: Offense data may not be available for all offenders at the time this table was prepared.

Only new commitments and probation violations are reported on this table.

Parole and Community Transition Program violators are excluded on this table.

Source: SAS - all.citations_mso.pgm

Indiana Department of Correction
 Table 12
 Number of New Admissions by Most Serious Offense
 Committed to the Indiana Department of Correction

September 2016

Felony Level	Primary Offense	Secondary Offense	Sep-16		This Calendar Year	
			SEX		SEX	
			F	M	F	M
A Felony	Battery (35-42-2-1)		-	-	-	1
	Burglary (35-43-2-1)		-	-	-	2
	Child Molesting (35-42-4-3)		1	6	4	66
	Criminal Deviate Conduct (35-42-4-2)		-	-	-	1
	Dealing Cocaine or Narcotic Drug (35-48-4-1)		-	5	9	59
	Dealing Methamphetamine (35-48-4-1.1)		-	3	2	14
	Dealing Sched I, II, or III Cntrld Sub (35-48-4-2)		-	2	4	5
	Kidnapping (35-42-3-2)		-	-	-	1
	Neglect of a Dependent/Death (35-46-1-4)		-	-	-	1
	Possession of Cocaine or Narcotic Drug (35-48-4-6)		-	1	1	2
	Rape (35-42-4-1)		-	-	-	4
	Robbery (35-42-5-1)		-	-	-	7
	Voluntary Manslaughter (35-42-1-3)		-	-	-	6
	A Felony Total			1	17	20

Felony Level	Primary Offense	Secondary Offense	Sep-16		This Calendar Year	
			SEX		SEX	
			F	M	F	M
B Felony	Aggravated Battery (35-42-2-1.5)		-	-	1	20
	Arson (35-43-1-1)		-	-	3	6
	Battery (35-42-2-1)		-	-	-	3
	Battery by Bodily Waste (35-42-2-6)		-	-	-	1
	Burglary (35-43-2-1)		1	31	27	278
	Carjacking (35-42-5-2)		-	2	-	8
	Child Molesting (35-42-4-3)		-	2	2	52
	Criminal Confinement (35-42-3-3)		-	-	1	12
	Criminal Deviate Conduct (35-42-4-2)		-	1	-	5
	Dealing Cocaine or Narcotic Drug (35-48-4-1)		2	12	32	151
	Dealing Methamphetamine (35-48-4-1.1)		5	14	30	126
	Dealing Sched I, II, or III Cntrld Sub (35-48-4-2)		3	7	37	81
	Dealing Sched IV Cntrld Sub (35-48-4-3)		-	1	3	4
	Escape/Failure to Return (35-44-3-5)		-	-	-	2
	Fail to Stop Accident w/Injury (9-26-1-1)		-	-	-	4
	Felon in Possession of a Firearm (35-47-4-5)		-	1	1	32
	Incest (35-46-1-3)		-	-	-	3
	Neglect of a Dependent (35-46-1-4)		-	1	2	7
	Operating Vehicle Intoxicated/Death (9-30-5-5)		-	-	2	4
	Possession Methamphetamine (35-48-4-6.1)		-	-	2	5
	Possession Sched IV Cntrld Sub w/in 1,000 ft (35-48-4-7)		-	-	1	-
	Possession of Cocaine or Narcotic Drug (35-48-4-6)		1	2	5	22
	Promoting Prostitution, under 18 (35-45-4-4)		-	-	-	1
	Rape (35-42-4-1)		-	1	-	11
	Robbery (35-42-5-1)		1	9	11	111
	Security Fraud (23-19-5-1)		-	-	-	3
	Sexual Misconduct with a Minor (35-42-4-9)		-	3	-	21
	Vicarious Sexual Gratification (35-42-4-5)		-	-	-	1
	Voluntary Manslaughter (35-42-1-3)		-	-	1	3
	B Felony Total			13	87	161

Felony Level	Primary Offense	Secondary Offense	Sep-16		This Calendar Year	
			SEX		SEX	
			F	M	F	M
C Felony	Assisting Suicide (35-42-1-2.5)		-	-	-	1
	Assisting a Criminal (35-44-3-2)		-	-	1	1
	Auto Theft, Receiving Stolen Parts (35-43-4-2.5)		-	1	-	6
	Battery (35-42-2-1)		-	7	8	57
	Bribery (35-44-1-1)		-	-	-	1
	Burglary (35-43-2-1)		-	14	12	127
	Carrying Handgun w/o License (35-47-2-23)		-	-	-	11
	Check Fraud (35-43-5-12)		-	-	1	-
	Child Exploitation (35-42-4-4)		-	-	-	3
	Child Molestation (35-42-4-3)		-	4	1	50
	Child Seduction (35-42-4-7)		-	-	-	1
	Child Solicitation (35-42-4-6)		-	1	-	5
	Controlled Substance Registration (35-48-4-14)		2	-	2	-
	Corrupt Business Influence (35-45-6-2)		-	1	4	12
	Criminal Confinement (35-42-3-3)		-	1	-	12
	Criminal Recklessness (35-42-2-2)		-	1	-	8
	Dealing Cocaine or Narcotic Drug (35-48-4-1)		-	-	-	1
	Dealing Marijuana, Hash Oil, or Hashish (35-48-4-10)		-	-	-	5
	Dealing Sched IV Controlled Substance (35-48-4-3)		-	-	6	8
	Dealing/Poss. Look-Alike Subs (35-48-4-6)		1	-	1	3
	Disarm/Attempt to Disarm an Officer (35-44.1-3-2)		-	-	-	2
	Driving Suspended/Death (9-24-19-4)		-	-	-	1
	Escape/Failure to Return (35-44-3-5)		-	1	1	5
	Failure to Register as a Sex Offender (11-8-8-17)		-	1	1	14
	Failure to Stop Accident/Death (9-26-1-8)		-	-	-	1
	Felon in Possession of a Firearm (35-47-4-5)		-	-	-	3
	Firearm w/in One Mile of School (35-47-2-1)		-	1	1	14
	Forgery (35-43-5-2)		2	9	43	80
	Fraud on Financial Institution (35-43-5-8)		-	1	6	4
	Handgun Violation (35-47-2-7)		-	-	-	3
	Incest (35-46-1-3)		-	1	-	2
	Insurance Fraud (35-43-5-4.5)		-	1	1	1
	Intimidation (35-45-2-1)		-	1	1	12
	Neglect of a Dependent (35-46-1-4)		-	-	6	1
	Non-Support of Dependent Child (35-46-1-5)		1	6	3	58
	Obliterating Handgun I.D. (35-47-2-18)		-	-	-	2
	Operating Vehicle Intoxicated/Death (9-30-5-5)		-	-	-	2
	Operating Vehicle Intoxicated/Injury (9-30-5-4)		1	-	1	1
	Operating Vehicle w/Lifetime Suspension (9-30-10-17)		-	2	4	63
	Operating Vehicle-Habitual Violation (9-30-10-16)		-	1	-	1
	Possession - Destruct Device (35-47.5-5-2)		-	-	-	1
	Possession - Syringe/Needle (16-42-19-18)		-	-	-	1
	Possession Methamphetamine (35-48-4-6.1)		-	1	3	11
	Possession of Cocaine or Narcotic Drug (35-48-4-6)		3	2	8	27
	Possession of Controlled Substance (35-48-4-7)		-	-	3	10
	Possession of Precursors (35-48-4-14.5)		-	-	2	4
	Possession/Use Legend Drug (16-42-19-27)		-	-	-	1
	Prisoner Poss. Dang Device/Material (35-44-3-9.5)		-	-	-	1
	Promoting Prostitution (35-45-4-4)		1	-	1	-
	Reckless Driving Workzone Death (9-21-8-56)		-	-	-	1
	Reckless Homicide (35-42-1-5)		-	-	1	4
	Robbery (35-42-5-1)		-	6	3	36
	Security Fraud (23-19-5-1)		-	1	-	2
	Security Sale Fraud (23-2-6-3)		-	-	-	1
	Sexual Misconduct (35-44-1-5)		-	-	-	1
	Sexual Misconduct with a Minor (35-42-4-9)		-	4	-	18
	Stalking (35-45-10-5)		-	-	-	3
	Trafficking with an Inmate (35-44-3-9)		-	-	6	-
	Welfare Fraud (35-43-5-7)		-	-	5	-
C Felony Total			11	69	136	704

Felony Level	Primary Offense	Secondary Offense	Sep-16		This Calendar Year	
			SEX	SEX	SEX	SEX
			F	M	F	M
D Felony	Arson (35-43-1-1)		-	-	-	1
	Assisting a Criminal (35-44-3-2)		-	-	2	2
	Auto Theft, Receiving Stolen Parts (35-43-4-2.5)		-	2	6	8
	Battery (35-42-2-1)		-	3	3	17
	Battery by Bodily Waste (35-42-2-6)		-	-	1	-
	Cemetery Mischief (35-43-1-2.1)		-	-	-	1
	Check Deception (35-43-5-5)		1	-	2	-
	Check Fraud (35-43-5-12)		-	1	1	4
	Child Exploitation (35-42-4-4)		-	-	-	2
	Child Solicitation (35-42-4-6)		-	1	-	3
	Controlled Substance Registration (35-48-4-14)		-	-	4	1
	Criminal Confinement (35-42-3-3)		-	1	-	3
	Criminal Mischief (35-43-1-2)		-	-	-	2
	Criminal Recklessness (35-42-2-2)		-	1	-	13
	Dealing Marijuana, Hash Oil, or Hashish (35-48-4-10)		-	-	1	7
	Dealing Subs. Represent as Cntrlrd Subs. (35-48-4-4.5)		-	-	-	2
	Domestic Battery (35-42-2-1.3)		1	3	3	32
	Driving While Intoxicated (9-11-2-3)		-	-	-	1
	Driving While Suspended/Oper Veh HTV (9-30-10-16)		1	7	2	38
	Fail to Stop Accident w/Injury (9-26-1-1)		-	-	2	-
	Failure to Appear (35-44-3-6)		-	-	1	-
	Failure to Register as a Sex Offender (11-8-8-17)		-	-	1	10
	Failure to Return to Lawful Detention (35-44-3-5)		-	3	2	11
	Forgery, Counterfeit (35-43-5-2)		-	-	1	4
	Fraud (35-43-5-4)		1	-	6	10
	Handgun Violation (35-47-2-1)		-	-	-	1
	Home Improvement Fraud (35-43-6-12)		-	-	-	3
	Identity Deception (35-43-5-3.5)		1	-	2	2
	Intimidation (35-45-2-1)		-	1	-	15
	Invasion of Privacy (35-46-1-15.1)		-	-	-	4
	Maintaining a Common Nuisance (35-48-4-13)		3	1	12	12
	Neglect of a Dependent (35-46-1-4)		-	-	6	4
	Non-Support of a Child (35-46-1-5)		-	3	2	43
	Obstruction of Justice (35-44-3-4)		-	-	-	2
	Operating Vehicle Intox-Prior (9-30-5-3)		1	4	16	63
	Operating Vehicle Intoxicated-Contrld Sub (9-30-5-1)		-	-	1	4
	Operating Vehicle Intoxicated-Endanger (9-30-5-2)		2	2	2	13
	Operating Vehicle Intoxicated-Serious Injury (9-30-5-4)		-	-	-	4
	Pointing a Firearm (35-47-4-3)		-	-	-	1
	Poss. of Marijuana, Hash Oil, or Hashish (35-48-4-11)		-	1	3	32
	Possession - Syringe/Needle (16-42-19-18)		2	3	7	16
	Possession of Cocaine or Narcotic Drug (35-48-4-6)		2	1	12	17
	Possession of Controlled Substance (35-48-4-7)		2	1	24	44
	Possession of Methamphetamine (35-48-4-6.1)		1	3	18	35
	Possession of Paraphernalia (35-48-4-8.3)		-	-	1	2
	Possession of Precursors (35-48-4-14.5)		-	1	4	11
	Possession/Use of Legend Drug (16-42-19-13)		-	1	2	4
	Prescription Fraud (35-43-5-1)		-	-	1	-
	Prostitution (35-45-4-2)		-	-	2	-
	Residential Entry (35-43-2-1.5)		-	-	1	12
	Resisting Law Enforcement (35-44-3-3)		-	-	2	15
	Sale of Legend Drug (16-42-19-11)		-	-	1	-
	Sex Offender without Identification (11-8-8-15)		-	-	-	1
	Sexual Battery (35-42-4-8)		-	-	-	5
	Sexual Misconduct with a Minor (35-42-4-9)		-	1	1	3
	Stalking (35-45-10-5)		-	-	-	1
	Strangulation (35-42-2-9)		-	-	-	10
	Theft, Receiving Stolen Property (35-43-4-2)		9	20	88	220
	Uttering Forged Prescription (16-42-19-26)		-	-	-	1
	Violation of Custody Order (35-42-3-4)		-	-	1	-
	Violation-1935 Firearms (35-47-5-4.1)		-	-	-	2
	Voyeurism (35-45-4-5)		-	-	-	2
	Welfare Fraud (35-43-5-7)		1	-	1	1
D Felony Total			28	65	248	777

Felony Level	Primary Offense	Secondary Offense	Sep-16		This Calendar Year	
			SEX		SEX	
			F	M	F	M
Level 1 Felony	Aggravated Battery (35-42-2-1.5)		-	-	-	1
	Aiding, Inducing or Causing an Offense (35-41-2-4)	Murder (35-42-1-1)	-	-	-	1
	Attempt to Commit a Felony (35-41-5-1)	Murder (35-42-1-1)	-	2	-	16
	Burglary (35-43-2-1)		-	1	-	6
	Child Molesting (35-42-4-3)		-	3	1	39
	Conspiracy (35-41-5-2)	Murder (35-42-1-1)	-	-	-	1
	Neglect of a Dependent/Death (35-46-1-4)		1	-	3	3
	Rape (35-42-4-1)		-	-	-	8
Level 1 Felony Total			1	6	4	75

Felony Level	Primary Offense	Secondary Offense	Sep-16		This Calendar Year	
			SEX		SEX	
			F	M	F	M
Level 2 Felony	Aiding, Inducing or Causing an Offense (35-41-2-4)	Burglary (35-43-2-1)	-	-	-	2
		Dealing Methamphetamine (35-48-4-1.1)	-	-	-	1
		Kidnapping (35-42-3-2)	-	-	-	1
	Attempt to Commit a Felony (35-41-5-1)	Burglary (35-43-2-1)	-	-	-	1
		Dealing Cocaine or Narcotic Drug (35-48-4-1)	-	1	-	1
		Robbery (35-42-5-1)	-	-	-	1
	Battery (35-42-2-1)		-	-	-	1
	Burglary (35-43-2-1)		-	2	2	27
	Conspiracy (35-41-5-2)	Burglary (35-43-2-1)	-	-	-	1
		Dealing Cocaine or Narcotic Drug (35-48-4-1)	-	-	1	1
		Dealing Methamphetamine (35-48-4-1.1)	-	-	1	1
	Criminal Confinement (35-42-3-3)		-	-	-	2
	Dealing Cocaine or Narcotic Drug (35-48-4-1)		1	6	10	40
	Dealing Methamphetamine (35-48-4-1.1)		1	5	8	45
	Dealing Sched I, II, or III Cntrld Sub (35-48-4-2)		-	1	1	5
	Kidnapping (35-42-3-2)		-	-	-	2
	Possession - Destruct Device (35-47.5-5-2)		-	-	-	1
	Robbery (35-42-5-1)		-	5	2	13
	Voluntary Manslaughter (35-42-1-3)		-	1	-	12
Level 2 Felony Total			2	21	25	158

Felony Level	Primary Offense	Secondary Offense	Sep-16		This Calendar Year	
			SEX		SEX	
			F	M	F	M
Level 3 Felony	Accident/Failure to Stop-Serious Inj/Death (9-26-1-1.1)		-	-	2	6
	Aggravated Battery (35-42-2-1.5)		1	8	6	49
	Aiding, Inducing or Causing an Offense (35-41-2-4)	Dealing Cocaine or Narcotic Drug (35-48-4-1)	-	-	-	1
		Dealing Methamphetamine (35-48-4-1.1)	-	-	-	2
		Robbery (35-42-5-1)	-	-	-	9
	Arson (35-43-1-1)		-	-	2	-
	Attempt to Commit a Felony (35-41-5-1)	Aggravated Battery (35-42-2-1.5)	-	-	-	2
		Child Molesting (35-42-4-3)	-	-	-	2
		Dealing Methamphetamine (35-48-4-1.1)	-	1	-	1
		F337	-	-	-	1
		Kidnapping (35-42-3-2)	-	-	-	1
		Rape (35-42-4-1)	-	-	-	1
		Robbery (35-42-5-1)	-	3	-	4
	Battery (35-42-2-1)		-	-	2	5
	Burglary (35-43-2-1)		-	2	-	6
	Child Molesting (35-42-4-3)		2	7	2	31
	Conspiracy (35-41-5-2)	Dealing Cocaine or Narcotic Drug (35-48-4-1)	-	-	2	-
		Dealing Methamphetamine (35-48-4-1.1)	-	-	2	3
		Robbery (35-42-5-1)	-	1	1	1
	Criminal Confinement (35-42-3-3)		-	-	1	17
	Dealing Cocaine or Narcotic Drug (35-48-4-1)		1	6	7	38
	Dealing Methamphetamine (35-48-4-1.1)		1	4	11	31
	Dealing Sched I, II, or III Cntrld Sub (35-48-4-2)		-	-	-	3
	Dealing Sched IV Cntrld Sub (35-48-4-3)		-	1	-	3
	Disarm/Attempt to Disarm an Officer (35-44.1-3-2)		-	1	-	1
	Human Sexual Trafficking (35-42-3.5-1)		-	1	-	2
	Kidnapping (35-42-3-2)		-	-	1	-
	Neglect of a Dependent/Death (35-46-1-4)		1	2	6	13
	Possession of Cocaine or Narcotic Drug (35-48-4-6)		1	-	2	6
	Possession of Methamphetamine (35-48-4-6.1)		-	4	4	10
	Rape (35-42-4-1)		-	2	1	14
	Resisting Law Enforcement (35-44.1-3-1)		-	1	-	4
	Robbery (35-42-5-1)		1	21	17	166
Level 3 Felony Total			8	65	69	433

Felony Level	Primary Offense	Secondary Offense	Sep-16		This Calendar Year	
			SEX		SEX	
			F	M	F	M
Level 4 Felony	Aiding, Inducing or Causing an Offense (35-41-2-4)	BURGLARY (35-43-2-1)	-	1	-	8
		Dealing Cocaine or Narcotic Drug (35-48-4-1)	-	-	-	1
		Dealing Methamphetamine (35-48-4-1.1)	-	-	-	2
		Felon in Possession of a Firearm (35-47-4-5)	-	-	-	1
	Arson (35-43-1-1)		2	4	4	18
	Attempt to Commit a Felony (35-41-5-1)	BURGLARY (35-43-2-1)	-	-	-	1
		Dealing Methamphetamine (35-48-4-1.1)	-	-	-	1
		Sexual Misconduct with a Minor (35-42-4-9)	-	1	-	2
	BURGLARY (35-43-2-1)		3	31	33	228
	Child Molesting (35-42-4-3)		-	10	1	54
	Child Solicitation (35-42-4-6)		-	-	-	3
	Conspiracy (35-41-5-2)	BURGLARY (35-43-2-1)	-	-	-	2
		Dealing Cocaine or Narcotic Drug (35-48-4-1)	-	-	-	1
		Dealing Methamphetamine (35-48-4-1.1)	-	-	1	1
	Dealing Cocaine or Narcotic Drug (35-48-4-1)		-	7	16	70
	Dealing Methamphetamine (35-48-4-1.1)		-	8	12	83
	Dealing Sched I, II, or III Cntrld Sub (35-48-4-2)		1	2	5	3
	F412		-	-	-	1
	Felon in Possession of a Firearm (35-47-4-5)		-	11	-	79
	Incest (35-46-1-3)		-	1	-	1
	Operating Vehicle Intoxicated/Death (9-30-5-5)		-	2	3	13
	POSSESSION OF DANGEROUS DEVICE (35-44.1-3-7)		-	-	-	3
	Possession of Cocaine or Narcotic Drug (35-48-4-6)		-	-	3	10
	Possession of Methamphetamine (35-48-4-6.1)		-	2	-	18
	Sexual Battery (35-42-4-8)		-	1	-	1
	Sexual Misconduct with a Minor (35-42-4-9)		-	2	2	26
	Stalking (35-45-10-5)		-	-	-	2
Level 4 Felony Total			6	83	80	633

Felony Level	Primary Offense	Secondary Offense	Sep-16		This Calendar Year	
			SEX		SEX	
			F	M	F	M
Level 5 Felony	ASSISTING A CRIMINAL (35-44.1-2-5)		-	1	-	2
	Accident/Failure to Stop-Serious Inj/Death (9-26-1-8)		-	-	1	7
	Aiding, Inducing or Causing an Offense (35-41-2-4)	BATTERY (35-42-2-1)	-	-	-	1
		BURGLARY (35-43-2-1)	-	1	-	7
		DEALING IN METHAMPHETAMINE (35-48-4-1)	-	-	2	6
		Dealing Cocaine or Narcotic Drug (35-48-4-1)	1	1	1	2
		Dealing Sched IV Cntrld Sub (35-48-4-3)	-	-	1	-
		Intimidation (35-45-2-1)	-	-	-	1
		Robbery (35-42-5-1)	-	-	-	1
	Attempt to Commit a Felony (35-41-5-1)	BATTERY (35-42-2-1)	-	1	-	4
		BURGLARY (35-43-2-1)	-	-	-	5
		Child Exploitation (35-42-4-4)	-	-	-	1
		DEALING IN METHAMPHETAMINE (35-48-4-1)	-	-	-	1
		Dealing Cocaine or Narcotic Drug (35-48-4-1)	-	-	-	2
		Fraud on Financial Institution (35-43-5-8)	-	-	-	1
		Kidnapping (35-42-3-2)	-	-	-	1
		Manufacture Destruct Device	-	-	-	1
		Robbery (35-42-5-1)	-	1	1	8
		TRAFFICKING WITH AN INMATE (35-44.1-3-5)	-	-	-	1
	BATTERY (35-42-2-1)		5	26	39	214
	BURGLARY (35-43-2-1)		4	22	16	186
	Bribery (35-44.1-1-2)		-	-	-	1
	CRIMINAL CONFINEMENT (35-42-3-3)		-	3	1	30
	Child Exploitation (35-42-4-4)		-	1	-	5
	Child Seduction (35-42-4-7)		-	-	-	1
	Child Solicitation (35-42-4-6)		1	1	1	13
	Conspiracy (35-41-5-2)	BATTERY (35-42-2-1)	-	-	-	1
		BURGLARY (35-43-2-1)	-	-	1	2
		DEALING IN METHAMPHETAMINE (35-48-4-1)	-	-	1	4
		Dealing Cocaine or Narcotic Drug (35-48-4-1)	1	-	1	1
		Dealing Sched I, II, or III Cntrld Sub (35-48-4-2)	-	-	-	1
		Fraud on Financial Institution (35-43-5-8)	-	-	-	1
		Robbery (35-42-5-1)	-	-	1	2
		TRAFFICKING WITH AN INMATE (35-44.1-3-5)	-	-	2	1
	Conversion (35-43-4-3)		-	-	-	2
	Corrupt Business Influence (35-45-6-2)		1	3	7	17
	Criminal Recklessness (35-42-2-2)		1	2	1	25
	DEALING IN METHAMPHETAMINE (35-48-4-1.1)		3	11	38	125

Felony Level	Primary Offense	Secondary Offense	Sep-16		This Calendar Year	
			SEX		SEX	
			F	M	F	M
Level 5 Felony	Dangerous Control of a Handgun (35-47-10-6)		-	-	1	1
Cont.	Dealing Cocaine or Narcotic Drug (35-48-4-1)		5	10	45	92
	Dealing Marijuana, Hash Oil, or Hashish (35-48-4-10)		-	3	-	5
	Dealing Methamphetamine (35-48-4-1.1)		2	11	10	41
	Dealing Sched I, II, or III Cntrld Sub (35-48-4-2)		-	3	3	12
	Dealing Sched IV Cntrld Sub (35-48-4-3)		-	-	-	1
	Dealing/Poss. Look-Alike Subs (35-48-4-4.6)		1	-	3	7
	Disarm/Attempt to Disarm an Officer (35-44.1-3-2)		-	1	-	3
	ESCAPE (35-44.1-3-4)		1	3	4	20
	Failure to Register as a Sex Offender (11-8-8-17)		-	7	-	62
	Firearm w/in One Mile of School (35-47-2-1)		1	11	2	104
	Fraud on Financial Institution (35-43-5-8)		2	4	7	25
	Incest (35-46-1-3)		-	-	-	1
	Intimidation (35-45-2-1)		-	4	5	46
	Kidnapping (35-42-3-2)		-	-	-	2
	Money Laundering (35-45-15-5)		-	-	-	1
	Neglect of a Dependent/Death (35-46-1-4)		1	-	1	8
	Non-Support of Dependent Child (35-46-1-5)		-	-	1	2
	OP VEH AFT LIFE SUSP (9-30-10-17)		-	9	11	134
	Obliterating Handgun I.D. (35-47-2-18)		-	-	-	4
	Operating Vehicle Intox-Prior (9-30-5-3)		-	-	1	-
	Operating Vehicle Intoxicated/Death (9-30-5-5)		-	-	-	9
	Operating Vehicle Intoxicated/Injury (9-30-5-4)		-	-	1	3
	POSSESSION OF SYRINGES OR NEEDLES 16-42-19-18		-	-	2	5
	Possession OF Dangerous Device (35-44.1-3-7)		-	-	1	-
	Possession of Cocaine or Narcotic Drug 35-48-4-6		3	2	8	35
	Possession of Precursors (35-48-4-14.5)		-	-	1	5
	Promoting Prostitution (35-45-4-4)		-	-	-	1
	Reckless Homicide (35-42-1-5)		-	-	1	8
	Resisting Law Enforcement (35-44.1-3-1)		-	1	-	4
	Robbery (35-42-5-1)		-	14	11	89
	Sexual Misconduct with a Minor (35-42-4-9)		-	-	3	24
	Stalking (35-45-10-5)		-	3	-	14
	TRAFFICKING WITH AN INMATE (35-44.1-3-5)		1	-	9	7
	Theft, Receiving Stolen Property (35-43-4-2)		-	1	-	4
	Unlawful Transfer of Handgun Ownership (35-47-2-7(B))		-	-	-	1
Level 5 Felony Total			34	161	246	1464

Felony Level	Primary Offense	Secondary Offense	Sep-16		This Calendar Year	
			SEX		SEX	
			F	M	F	M
Level 6 Felony	AIDING IN MANUFACTURE OF SCH II CONT SUB (35-48-4-2)		-	1	1	2
	Aiding, Inducing or Causing an Offense (35-41-2-4)	Criminal Confinement (35-42-3-3)	-	-	-	1
	Arson (35-43-1-1)		-	-	-	1
	Attempt to Commit a Felony (35-41-5-1)	RESIDENTIAL ENTRY (35-43-2-1.5)	-	-	-	2
	Auto Theft, Receiving Stolen Parts (35-43-4-2.5)		-	2	2	26
	BATTERY 35-42-2-1		1	1	2	14
	CRIMINAL CONFINEMENT (35-42-3-3)		-	1	2	8
	CRIMINAL RECKLESSNES (35-42-2-2)		-	-	1	2
	CRIMINAL TRESPASS (35-43-2-2)		-	-	-	2
	Criminal Confinement (35-42-3-3)		-	-	-	2
	Dealing Marijuana, Hash Oil, or Hashish (35-48-4-10)		-	-	-	1
	Dealing Subs. Represent as Cntrld Subs. (35-48-4-4.5)		-	1	-	4
	Dealing/Poss. Look-Alike Subs (35-48-4-11.5)		-	-	1	-
	ESCAPE 35-44.1-3-4		-	2	8	12
	FAIL TO REGR SEX OFF (11-8-8-17)		-	-	1	1
	FORGERY,COUNTERFEITING,APPLICATION FRAUD (35-43-5-2)		-	2	3	8
	INTIMIDATION (35-45-2-1)		-	-	-	5
	INVASION OF PRIVACY (35-46-1-15.1)		-	-	-	5
	Identity Deception (35-43-5-3.5)		-	-	2	-
	Insurance Fraud (35-43-5-4.5)		-	-	2	2
	Maintaining Common Nuisance (35-48-4-13)		-	-	1	5
	Neglect of a Dependent/Death (35-46-1-4)		-	-	-	4
	Non-Support of Dependent Child (35-46-1-5)		-	1	1	1
	OPER VEHICLE - INTOX - PREV CONVICTION (9-30-5-3)		-	-	-	9
		Habitual Offender Controlled Substance (35-50-2-1)	-	-	-	4
	Obstruction of Justice (35-44.1-2-2)		-	-	1	1
	Operating Vehicle Intoxicated-Contrld Sub (9-30-5-1)		-	-	-	1
		Habitual Offender Controlled Substance (35-50-2-1)	-	-	-	1
	Operating Vehicle Intoxicated-Endanger (9-30-5-2)		-	2	-	8
		Habitual Offender Controlled Substance (35-50-2-1)	-	-	-	1
	Operating Vehicle-Habitual Violation (9-30-10-16)		-	-	4	5
		Habitual Offender Controlled Substance (35-50-2-1)	-	-	-	1
	POSS PARAPHERNALIA (35-48-4-8.3)		-	1	-	1
	POSSESS PRECURSORS (35-48-4-14.5)		-	-	3	4
	POSSESSION OF CHILD PORNOGRAPHY (35-42-4-4(C))		-	-	-	4
	POSSESSION OF SYRINGES OR NEEDLES (16-42-19-18)		-	1	3	8
	POSSESSION OR USE OF LEGEND DRUG (16-42-19-13)		-	1	-	1
	PROSTITUTION (35-45-4-2)		-	-	1	-
	Possession Sched IV Cntrld Sub w/in 1,000 ft (35-48-4-7)		-	-	-	1
	Possession of Cocaine or Narcotic Drug (35-48-4-6)		-	3	5	24
	Possession of Methamphetamine (35-48-4-6.1)		2	4	7	28
	RESIDENTIAL ENTRY (35-43-2-1.5)		-	1	1	8
	RESISTING LAW ENFORC (35-44.1-3-1)		-	-	-	13
	Sexual Battery (35-42-4-8)		-	-	-	2
	Strangulation (35-42-2-9)		-	-	-	3
	Theft, Receiving Stolen Property (35-43-4-2)		2	12	28	69
Level 6 Felony Total			5	36	80	305

Felon Level	Primary Offense	Secondary Offense	Sep-16		This Calendar Year	
			SEX		SEX	
			F	M	F	M
Habitual Off	Habitual Offender (35-50-2-8)		-	-	-	3
Habitual Off Total			-	-	-	3

Felon Level	Primary Offense	Secondary Offense	Sep-16		This Calendar Year	
			SEX		SEX	
			F	M	F	M
Murder (35-42-1-1)	Murder (35-42-1-1)		-	4	3	61
Murder Total			-	4	3	61

Grand Total	Sep-16		This Calendar Year	
	42614		SEX	
	F	M	F	M
	109	614	1072	5759

Note: Offense data may not be available for all offenders at the time this table was prepared.

Only new commitments and probation violations are reported on this table.

Parole and Community Transition Program violators are excluded on this table.

Source: SAS - all.citations_mso.pgm

(16-7)

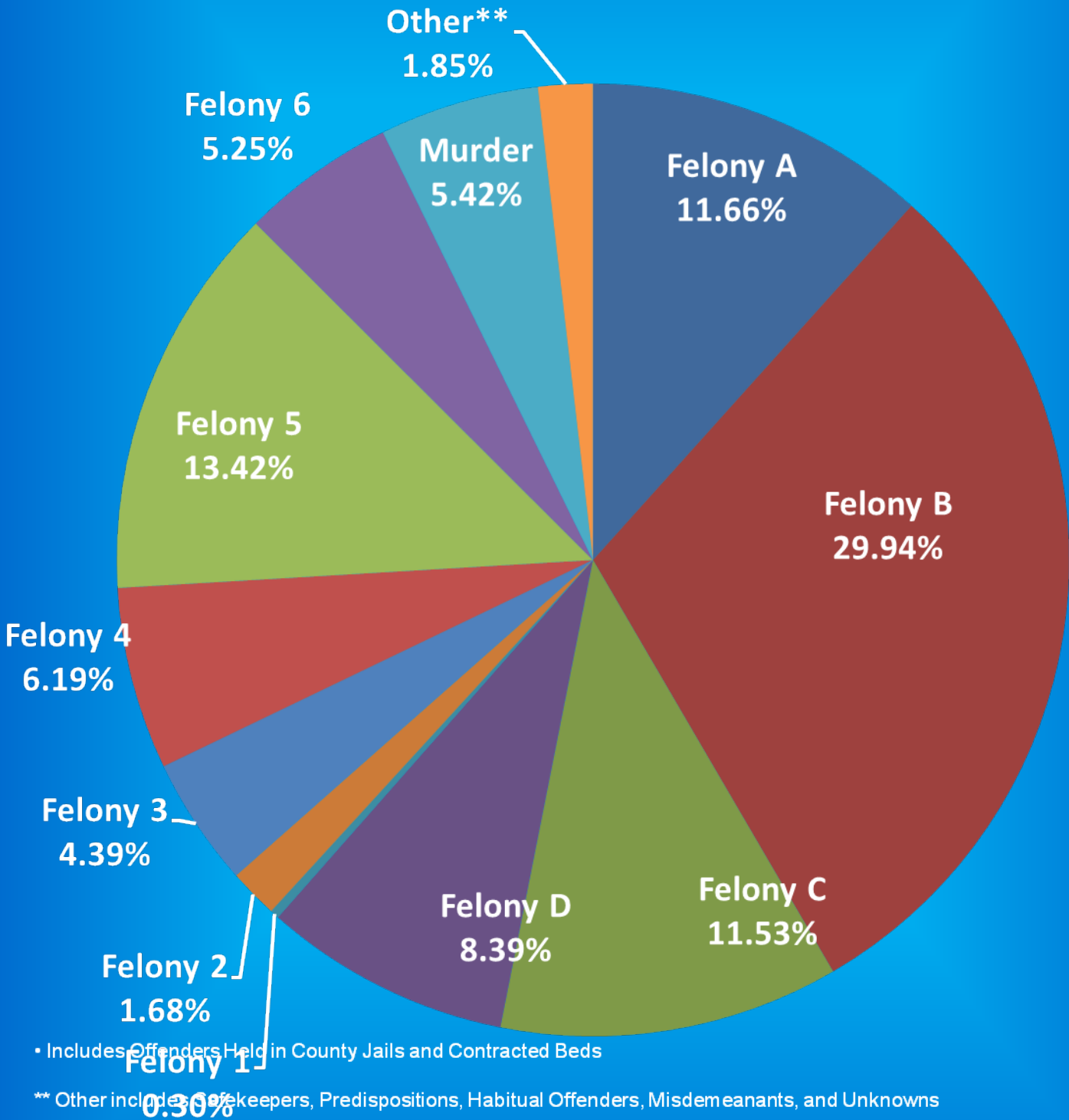
Indiana Department of Correction

Graph A

Female Population by Most Serious Offense Felony Level*

October 03, 2016

N = 2,279



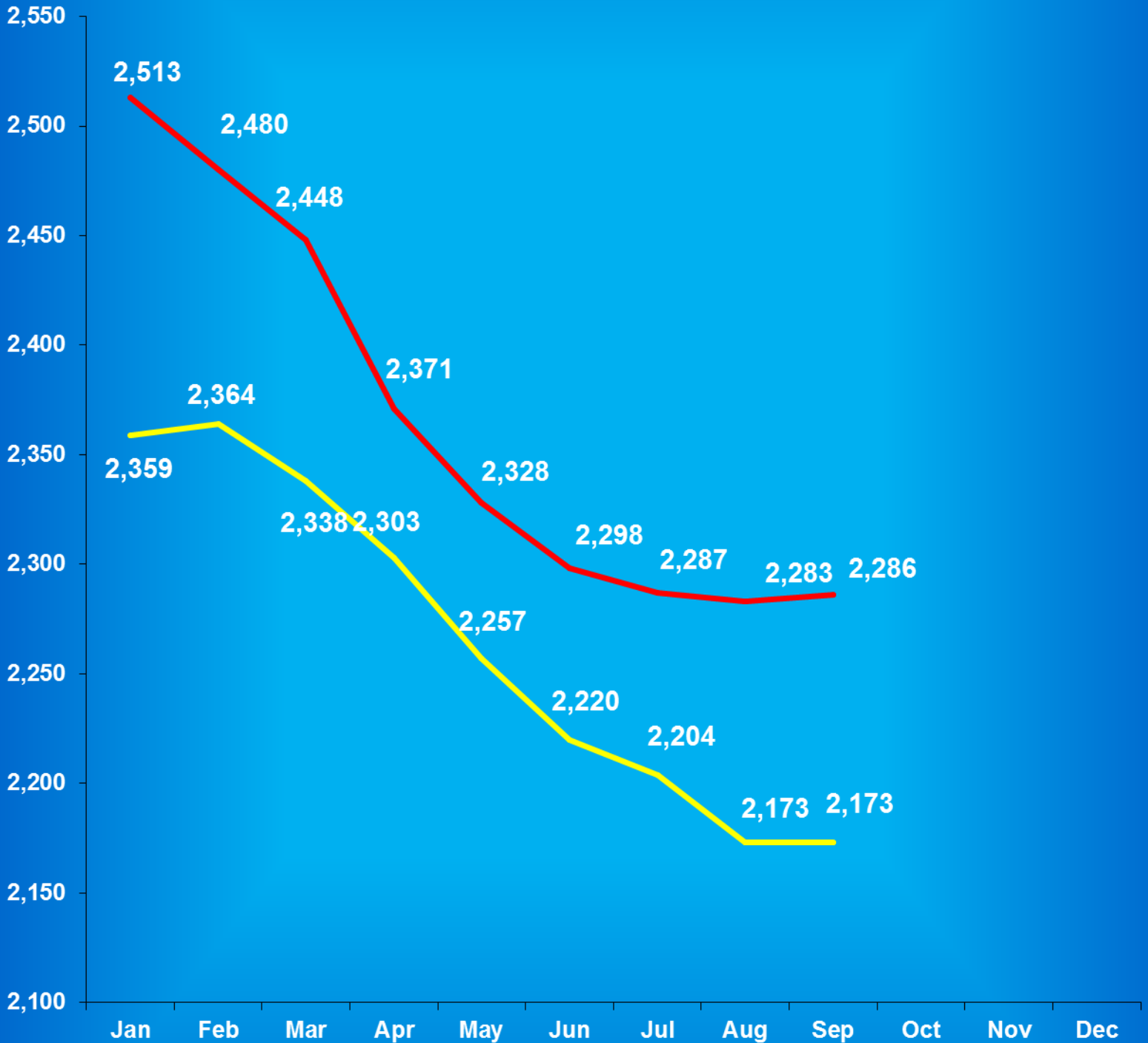
* Includes Offenders Held in County Jails and Contracted Beds

** Other includes Probation Officers, Predispositions, Habitual Offenders, Misdemeanants, and Unknowns

Indiana Department of Correction

Graph B

Average Daily Adult Female Offender Populations Calendar Year 2016



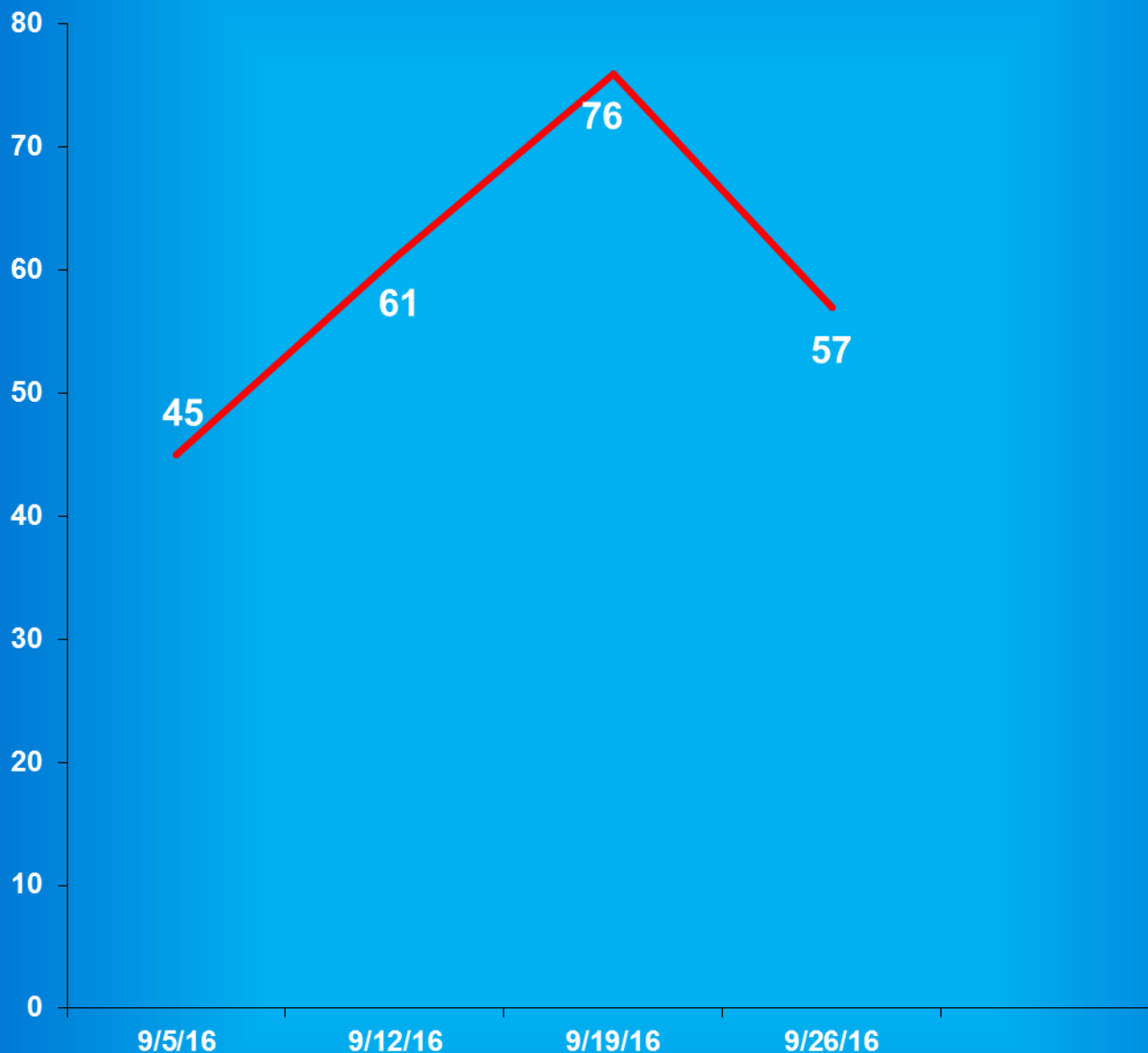
— Includes County Jail/Contract Beds — Excludes County Jail/Contract Beds

Indiana Department of Correction

Graph C

Adult Females Held in County Jails

September 2016



- Offenders held in county jails are newly sentenced offenders with completed court documents who are awaiting transfer to a DOC facility.

- Jail counts are a dynamic number that are affected by a variety of factors, including; sentencing trends, available DOC beds, and intake process completion.

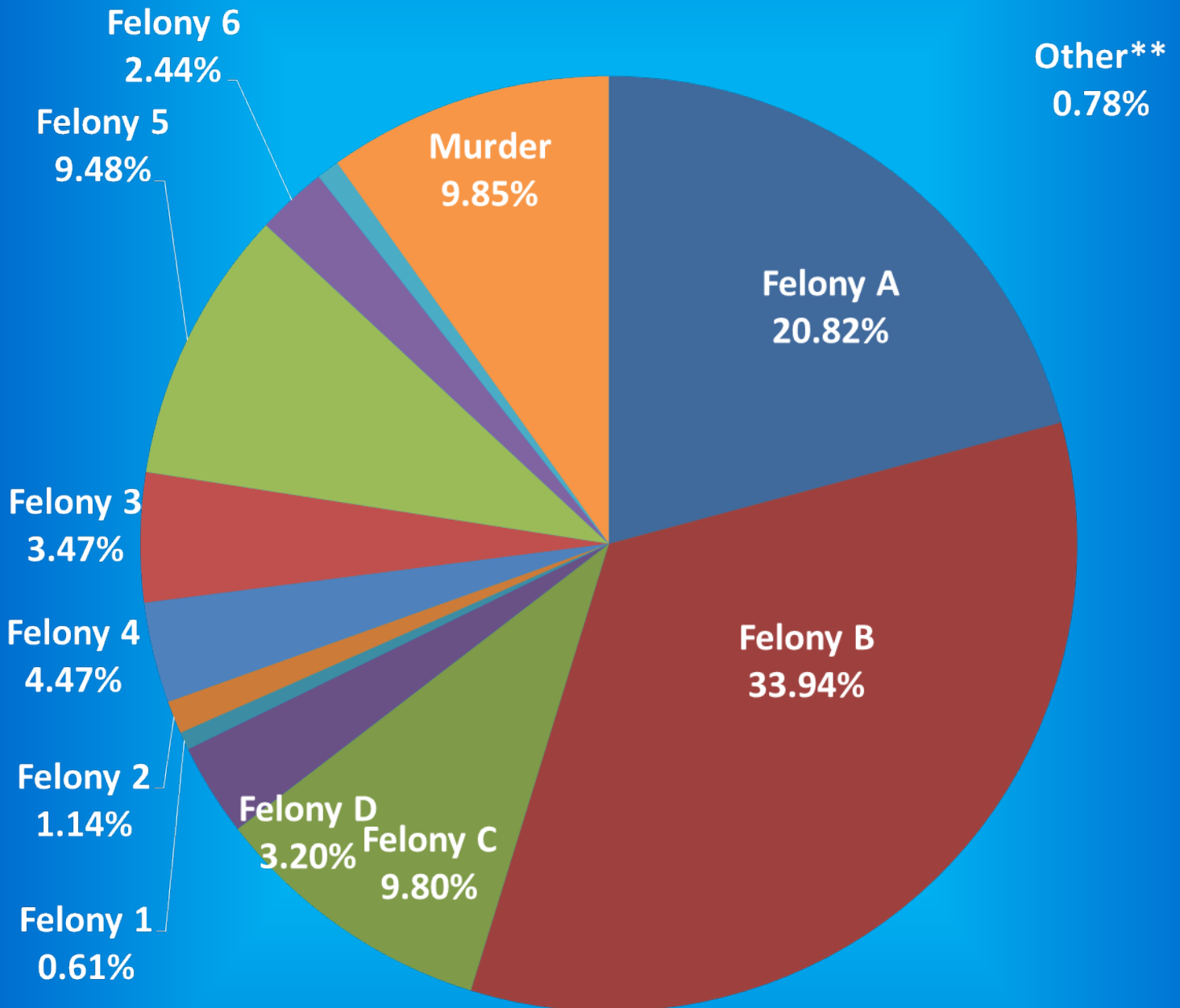
Indiana Department of Correction

Graph D

Male Population by Most Serious Offense Felony Level*

October 03, 2016

N = 23,557



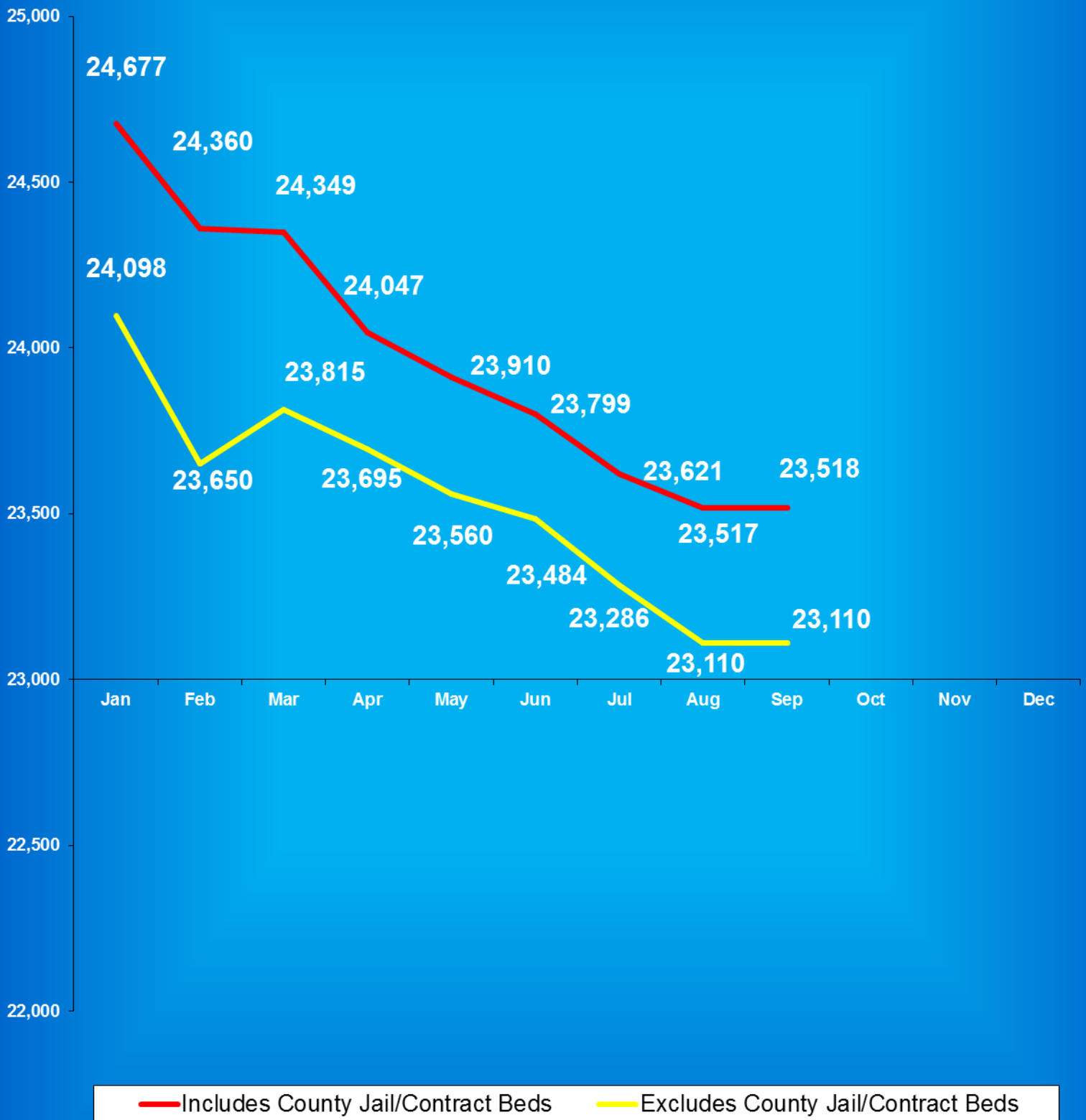
• Includes Offenders Held in County Jails and Contracted Beds

** Other includes Safekeepers, Predispositions, Habitual Offenders, Misdemeanants, and Unknowns

Indiana Department of Correction

Graph E

Average Daily Adult Male Offender Populations Calendar Year 2016

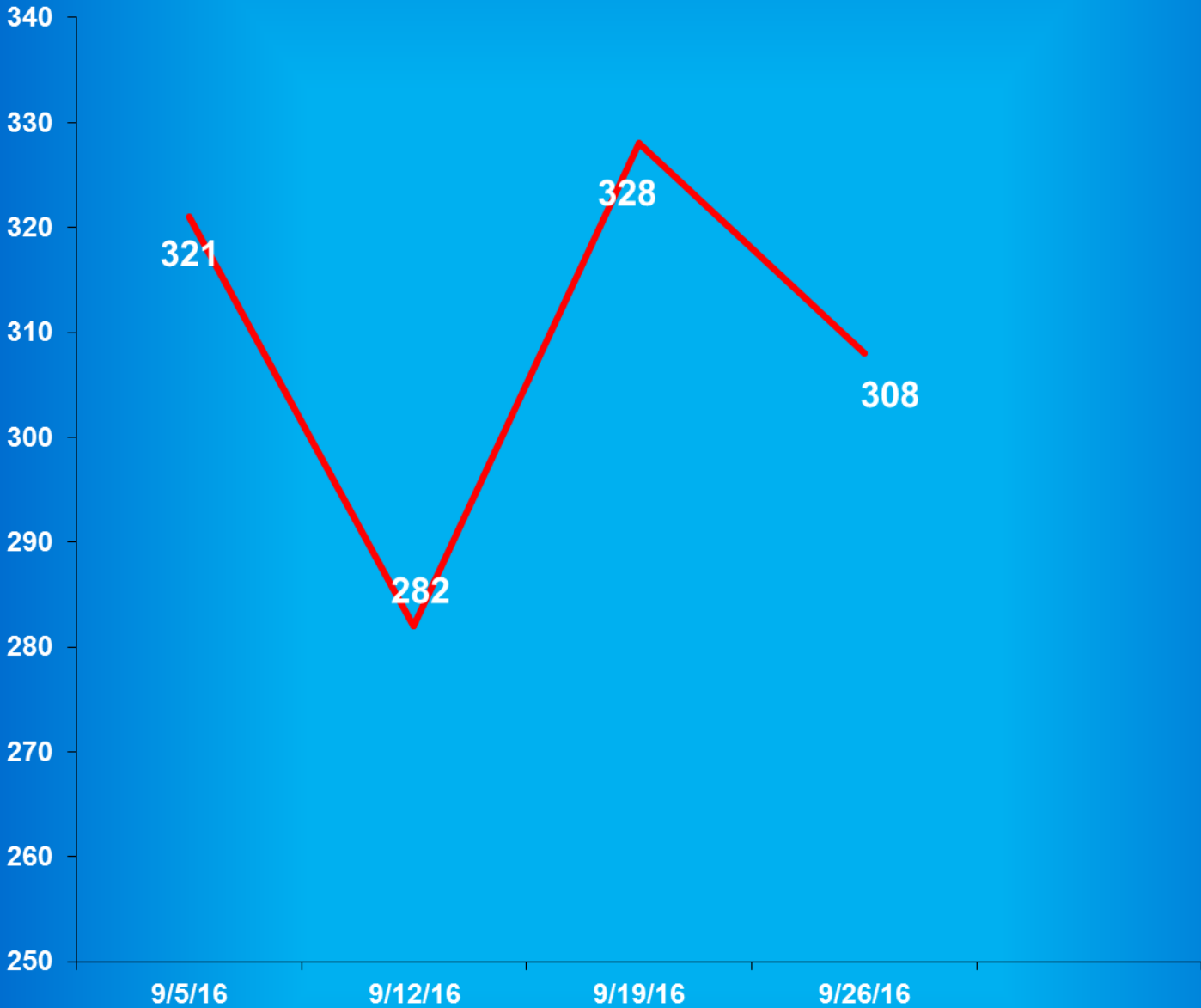


Indiana Department of Correction

Graph F

Adult Males Held in County Jails

September 2016



- Offenders held in county jails are newly sentenced offenders with completed court documents who are awaiting transfer to a DOC facility.

- Jail counts are a dynamic number that are affected by a variety of factors, including; sentencing trends, available DOC beds, and intake process completion.



Juvenile Offender Statistics



Indiana Department Of Correction
Table 13
Monthly Facility Admissions and Releases

Juvenile Offenders
September 2016

Admissions of All Juvenile Males

New Commitment	Re-Commitment	Parolee Return	Return From Escape	Diagnostics/Walk-Thrus
36	8	3	0	6

Releases of All Juvenile Males

Discharge	Parole	Escape	Diagnostics/Walk-Thrus
29	8	0	7

Admissions of All Juvenile Females

New Commitment	Re-Commitment	Parolee Return	Return From Escape	Diagnostics/Walk-Thrus
7	2	0	0	2

Releases of All Juvenile Females

Discharge	Parole	Escape	Diagnostics/Walk-Thrus
3	1	0	1

Sources:
 SAS - mnthadm4_pgm_tbl13.pgm
 SAS - mnthext4_pgm_tbl13.pgm

Indiana Department of Correction

Table 14

New Admissions by County of Commitment - Juveniles

September 2016

County	Admission Type			County	Admission Type		
	New Commits	Re Commits	Total		New Commits	Re Commits	Total
Adams	0	0	0	Madison	1	0	1
Allen	0	1	4	Marion	11	2	13
Bartholomew	0	0	0	Marshall	1	1	2
Benton	0	0	0	Martin	0	0	0
Blackford	0	0	0	Miami	0	0	0
Boone	0	0	1	Monroe	0	0	0
Brown	0	0	0	Montgomery	0	0	0
Carroll	1	0	0	Morgan	1	0	1
Cass	0	0	0	Newton	1	0	1
Clark	1	0	1	Noble	0	0	0
Clay	0	0	0	Ohio	0	0	0
Clinton	1	0	0	Orange	0	0	0
Crawford	0	0	0	Owen	0	0	0
Daviess	1	0	0	Parke	0	0	0
Dearborn	1	0	0	Perry	0	0	0
Decatur	1	0	0	Pike	0	0	0
DeKalb	0	0	0	Porter	0	0	0
Delaware	1	0	1	Posey	0	0	0
Dubois	1	0	0	Pulaski	0	0	0
Elkhart	1	0	1	Putnam	1	0	1
Fayette	0	0	0	Randolph	0	0	0
Floyd	0	0	0	Ripley	0	0	0
Fountain	0	0	0	Rush	0	0	0
Franklin	0	0	0	St. Joseph	3	0	3
Fulton	0	1	1	Scott	0	0	0
Gibson	1	0	0	Shelby	0	0	0
Grant	1	0	0	Spencer	0	0	0
Greene	0	0	0	Starke	0	0	0
Hamilton	0	0	0	Steuben	0	0	0
Hancock	0	0	1	Sullivan	0	0	0
Harrison	0	0	0	Switzerland	0	0	0
Hendricks	0	1	1	Tippecanoe	4	0	4
Henry	0	0	0	Tipton	0	0	0
Howard	0	0	0	Union	0	0	0
Huntington	0	1	0	Vanderburgh	2	2	4
Jackson	0	0	0	Vermillion	0	0	0
Jasper	1	0	0	Vigo	0	1	1
Jay	0	0	0	Wabash	0	0	0
Jefferson	0	0	0	Warren	0	0	0
Jennings	0	0	0	Warrick	0	0	0
Johnson	0	0	0	Washington	0	0	0
Knox	0	0	0	Wayne	1	0	1
Kosciusko	2	0	2	Wells	0	0	0
LaGrange	0	0	0	White	0	0	0
Lake	2	0	2	Whitley	0	0	0
LaPorte	0	0	1	Unknown	0	0	0
Lawrence	1	0	1	Totals	43	10	53

This data is based on most serious offense and excludes parole violations.

Source: Mnthadm4_pgm_tbl14.pgm

Indiana Department of Correction

Table 15

Monthly Releases by County of Commitment - Juveniles

September 2016

County	Release Type			County	Release Type		
	Discharge	Parole	Total		Discharge	Parole	Total
Adams	0	0	0	Madison	0	1	1
Allen	1	1	2	Marion	4	0	4
Bartholomew	0	0	0	Marshall	0	0	0
Benton	0	0	0	Martin	0	0	0
Blackford	0	0	0	Miami	0	0	0
Boone	0	0	0	Monroe	0	0	0
Brown	0	0	0	Montgomery	0	0	0
Carroll	0	0	0	Morgan	0	0	0
Cass	1	0	1	Newton	0	0	0
Clark	0	0	0	Noble	0	0	0
Clay	1	0	1	Ohio	0	0	0
Clinton	1	0	1	Orange	0	0	0
Crawford	0	0	0	Owen	0	0	0
Daviess	0	0	0	Parke	0	0	0
Dearborn	0	0	0	Perry	0	0	0
Decatur	1	0	1	Pike	0	0	0
DeKalb	1	0	1	Porter	0	1	1
Delaware	0	2	2	Posey	0	0	0
Dubois	0	0	0	Pulaski	0	0	0
Elkhart	1	1	2	Putnam	0	0	0
Fayette	0	0	0	Randolph	0	0	0
Floyd	0	0	0	Ripley	0	0	0
Fountain	0	0	0	Rush	1	0	1
Franklin	0	0	0	St. Joseph	1	0	1
Fulton	0	0	0	Scott	0	0	0
Gibson	1	0	1	Shelby	0	0	0
Grant	2	1	3	Spencer	0	0	0
Greene	0	0	0	Starke	0	0	0
Hamilton	0	0	0	Steuben	0	0	0
Hancock	0	0	0	Sullivan	0	0	0
Harrison	0	0	0	Switzerland	0	0	0
Hendricks	0	0	0	Tippecanoe	2	2	4
Henry	0	0	0	Tipton	0	0	0
Howard	1	0	1	Union	0	0	0
Huntington	0	0	0	Vanderburgh	0	0	0
Jackson	0	0	0	Vermillion	0	0	0
Jasper	0	0	0	Vigo	0	0	0
Jay	0	0	0	Wabash	2	0	2
Jefferson	0	0	0	Warren	0	0	0
Jennings	0	0	0	Warrick	0	0	0
Johnson	0	0	0	Washington	1	0	1
Knox	0	0	0	Wayne	0	0	0
Kosciusko	1	0	1	Wells	1	0	1
LaGrange	1	0	1	White	0	0	0
Lake	6	0	6	Whitley	0	0	0
LaPorte	1	0	1	Unknown	0	0	0
Lawrence	0	0	0	Totals	32	9	41

Some discharges may be releases to County Probation - data is unable to be separated.

Diagnostics and Escapes are excluded.

Source: Mnthext4_pgm_tbl15.pgm

Indiana Department of Correction
Table 16
Total Number of Committing Offenses for Juveniles
Committed to the Indiana Department of Correction

September 2016

OFFENSE (Citation Code)	THE NUMBER OF OFFENSES			
	This Month		This Calendar Year	
	Female	Male	Female	Male
LEVEL I				
Aggravated Battery (35-42-2-1.5)	0	0	0	1
Arson (35-43-1-1)	0	1	0	4
Battery (35-42-2-1)	2	2	17	27
Battery by Bodily Waste (35-42-2-6)	0	0	0	1
Burglary (35-43-2-1)	0	7	1	62
Carjacking (35-42-5-2)	0	0	0	0
Carrying Handgun w/o License (35-47-2-1)	0	2	0	11
Changing, Altering, Removing, Obliterating ID of Handgun (35-47-2-18)	0	0	0	1
Child Exploitation (35-42-4-4)	0	0	0	0
Child in Possession of Handgun (35-47-10-5)	0	2	0	18
Child Molesting (35-42-4-3)	0	3	0	21
Child Seduction (35-42-4-7)	0	0	0	0
Child Selling (35-46-1-4)	0	0	0	0
Child Solicitation (35-42-4-6)	0	0	0	0
Consumer Product Tampering (35-45-8-3)	0	0	0	0
Criminal Confinement (35-42-3-3)	0	0	0	2
Criminal Gang Intimidation (35-45-9-4)	0	0	0	0
Criminal Gang Recruitment	0	0	0	1
Criminal Deviate Conduct (35-42-4-2)	0	0	0	0
Criminal Recklessness (35-42-2-2)	0	2	1	11
Danger Possession Firearm	0	0	0	16
Dealing in a Sawed-Off Shotgun (35-47-5-4.1)	0	0	0	0
Distribution of a Destructive Device (IC 35-47.5-5-5)	0	0	0	0
Domestic Battery (35-42-2-1.3)	0	0	0	0
Driving While Intoxicated Resulting in Death (9-30-5-5)	0	0	0	0
False, Altering Handgun License (35-47-2-22)	0	0	0	0
False Application for Handgun (35-47-2-8)	0	0	0	0
Feticide (35-42-1-6)	0	0	0	0
Handgun, False ID (35-47-2-17)	0	0	0	0
Incest (35-46-1-3)	0	0	0	0
Interference with Custody (35-42-3-4)	0	0	0	0
Intimidation (35-45-2-1)	0	0	0	1
Involuntary Manslaughter (35-42-1-4)	0	0	0	0
Kidnapping (35-42-3-2)	0	0	0	0
Murder (35-42-1-1)	0	0	0	1
Neglect of a Dependent (35-46-1-4)	0	0	0	0
Operation of a Machine Gun/Hurling a Bomb (35-47-5-9)	0	0	0	0
Overpass Mischief (35-42-2-5)	0	0	0	0
Pointing a Firearm (35-47-4-3)	0	0	0	0
Possession of Firearm on School Property (35-47-9-2)	0	0	0	0
Possession of a Machine Gun or Bomb (35-47-5-9)	0	0	0	0
Rape (35-42-4-1)	0	0	0	5
Reckless Homicide (35-42-1-5)	0	1	0	1
Resisting Law Enforcement (35-44-3-3)	0	0	0	0
Robbery (35-42-5-1)	2	7	3	60

LEVEL I (Cont.)

	THE NUMBER OF OFFENSES			
	This Month		This Calendar Year	
	Female	Male	Female	Male
Sell, Manufacture, Possess, Purchase Explosive (35-47-5-1)	0	0	0	0
Sell, Transfer, HIV Blood (35-42-1-7)	0	0	0	0
Selling, Transferring, Giving Handgun to Under 18 (35-47-2-7)	0	0	0	0
Sexual Battery (35-42-4-8)	0	0	0	3
Sexual Misconduct (35-44-1-5)	0	0	0	0
Sexual Misconduct with a Minor (35-42-4-9)	0	0	0	0
Stalking (35-45-10-5)	0	0	0	0
Strangulation (35-42-2-9)	0	2	0	3
Unlawful Delivery of Confiscated Firearm (35-47-3-4)	0	0	0	0
Unlawful Use of Body Armor (35-47-5-13)	0	0	0	0
Unlawful Use of Stun Gun (35-47-8-5)	0	0	0	0
Vicarious Sexual Gratification (35-42-4-5)	0	0	0	0
Voluntary Manslaughter (35-42-1-3)	0	0	0	0
Sub-Total	4	29	22	250

LEVEL II

Assisting a Criminal (35-44-3-2)	0	0	0	1
Chinese Throwing Star (35-47-5-12)	0	0	0	0
Criminal Gang Activity (35-45-9-3)	0	0	0	1
Criminal Recklessness (35-42-2-2)	0	0	0	0
Dealing Anabolic Steroid (16-42-19-27)	0	0	0	0
Dealing in a Schedule I, II, or III Controlled Substance (35-48-4-2)	0	0	0	0
Dealing in a Schedule IV Controlled Substance (35-48-4-3)	0	0	0	0
Dealing in a Schedule V Controlled Substance (35-48-4-4)	0	0	0	0
Dealing in a Substance Represented to be a Controlled Substance (35-48-4-4.5)	0	0	0	0
Dealing in Cocaine or Narcotic Drug (35-48-4-1)	0	0	0	1
Dealing in Marijuana, Hash Oil, or Hashish (35-48-4-10)	0	0	0	1
Dealing Methamphetamine (35-48-4-1.1)	0	0	0	0
Delivery of Weapon to Intoxicated Person (35-47-4-1)	0	0	0	0
Escape/Failure to Return to Lawful Detention (35-44-3-5)	1	4	9	16
Interference with Custody (35-42-3-4)	0	0	0	0
Intimidation (35-45-2-1)	0	4	2	28
Knife with Automatic Blade (35-47-5-2)	0	0	0	0
Loan Sharking (35-45-7-2)	0	0	0	0
Maintaining a Common Nuisance (35-48-4-13)	0	0	0	1
Manufacture, Distribution, Possession of a Substance Represented to be a Controlled Substance (35-48-4-4.6)	0	0	0	0
Neglect of a Dependent (35-46-1-4)	0	0	0	0
Possession of a Controlled Substance (35-48-4-7)	0	0	0	2
Possession of a Knife on School Property (35-47-5-2.5)	0	0	0	1
Poss precursors w/intent to manufacture etc. (35-48-4-14.5)	0	0	0	0
Promoting Prostitution (35-45-4-4)	0	0	0	0
Purchase, Possession or Sale of Stun Gun (35-47-8-5)	0	0	0	0
Resisting Law Enforcement (35-44-3-3)	0	2	0	11
Rioting with a Deadly Weapon (35-45-1-2)	0	0	0	0
Sale, Possession, Use of Legend Drug (16-42-19-27)	0	0	0	0
Sexual Misconduct with a Minor (35-42-4-9)	0	0	0	0
Stalking (35-45-10-5)	0	0	0	0
Trafficking with an Inmate (35-44-3-9)	0	0	0	1
Use of Stun Gun in Commission of a Crime (35-47-8-5)	0	0	0	0
Sub-Total	1	10	11	64

LEVEL III	THE NUMBER OF OFFENSES			
	This Month		This Calendar Year	
	Female	Male	Female	Male
Accident/Failure to Stop (9-26-1-8)	0	0	0	0
Accident, Property Damage with Injury (9-26-1-8)	0	0	0	0
Altering or Damaging Computer (35-43-1-4)	0	0	0	0
Auto Theft, Receiving Stolen Parts (35-43-4-2.5)	1	4	4	33
Battery (35-42-2-1)	2	6	19	64
Bestiality	0	0	0	0
Bribery (35-44-1-1)	0	0	0	0
Burglary (35-43-2-1)	0	2	0	4
Check Deception (35-43-5-5)	0	0	0	0
Check Fraud (35-43-5-12)	0	0	0	0
Child Exploitation (35-42-4-4)	0	0	0	0
Controlled Substance Registration (35-48-4-14)	0	0	0	0
Conversion (35-43-4-3)	0	0	2	16
Criminal Mischief (35-43-1-2)	2	5	13	49
Criminal Recklessness (35-42-2-2)	0	1	0	3
Criminal Trespass (35-43-2-2)	0	0	1	14
Dealing in Altered Property (35-43-4-2.3)	0	0	0	0
Dealing in Marijuana, Hash Oil, or Hashish (35-48-4-10)	0	0	0	1
Dealing in Paraphernalia (35-48-4-8.5)	0	0	0	0
Dealing in a Schedule IV Controlled Substance (35-48-4-3)	0	0	0	0
Distribution of Material Harmful to Minor (35-49-3-3)	0	0	1	0
Escape/Failure to Return to Lawful Detention (35-44-3-5)	2	9	14	44
Failure to Appear (35-44-3-6)	0	0	0	0
False Reporting (35-44-2-2)	0	0	0	0
Forgery (35-43-5-2)	0	0	0	1
Fraud (35-43-5-4)	0	0	0	2
Fraud on Financial Institution (35-45-5-8)	0	0	0	0
Home Improvement Fraud (35-43-6-13)	0	0	0	0
Identity Deception (35-43-5-3.5)	0	0	0	0
Interference with Custody (35-42-3-4)	0	0	0	0
Interference with Reporting Crime (35-42-2-5)	0	0	0	0
Invasion of Privacy (35-46-1-15.1)	0	0	0	0
Kill Domestic Animal	0	0	0	1
Manufacture of Paraphernalia (35-48-4-8.1)	0	0	0	0
Nonsupport of Child (35-46-1-5)	0	0	0	0
Nonsupport of Spouse (35-46-1-6)	0	0	0	0
Obscene Performance (35-49-3-1)	0	0	0	0
Obstructing Fireman (35-44-3-8)	0	0	0	0
Obstructing Traffic (35-42-2-4)	0	0	0	0
Obstruction of Justice (35-44-3-4)	0	0	0	0
Operating Vehicle After Lifetime Forfeiture (9-30-10-17)	0	0	0	0
Operating Vehicle While Intoxicated (9-30-5-4)	0	0	0	0
Operating Vehicle While Intoxicated with Prior (9-30-5-3)	0	0	0	0

LEVEL III (Cont.)

THE NUMBER OF OFFENSES

	This Month		This Calendar Year	
	Female	Male	Female	Male
Patronizing a Prostitute (35-45-4-3)	0	0	0	0
Perjury (35-44-2-1)	0	0	0	0
Possession of Cocaine or Narcotic Drug (35-48-4-6)	0	0	0	2
Possession of a Controlled Substance (35-48-4-7)	0	0	2	6
Possession/Use of Legend Drug (16-42-19-13)	0	0	0	1
Possession of Marijuana, Hash Oil, or Hashish (35-48-4-11)	0	0	0	0
Possession of Methamphetamines (35-48-4-6.1)	0	0	1	4
Possession of Paraphernalia (35-48-4-8.3)	0	0	0	0
Possession of a Syringe (16-42-19-18)	0	0	1	3
Professional Gambling (35-45-5-3)	0	0	0	0
Profiting from Adoption (35-46-1-9)	0	0	0	0
Promoting Professional Gambling (35-45-5-4)	0	0	0	0
Promoting Prostitution (35-45-4-4)	0	0	0	0
Prostitution (35-45-4-2)	0	0	0	0
Public Indecency (35-45-4-1)	0	0	0	0
Public Nudity (35-45-4-1.5)	0	0	0	0
Railroad Mischief (35-42-2-5.5)	0	0	0	0
Receiving Stolen Auto Parts (35-43-4-2.5)	0	0	0	1
Receiving Stolen Property (35-43-4-2)	0	0	0	1
Residential Entry (35-43-2-1.5)	1	2	1	11
Resisting Law Enforcement (35-44-3-3)	0	5	9	41
Rioting (35-45-1-2)	0	0	0	0
Sale, Possession, Use of Legend Drug (16-42-19-27)	0	0	0	0
Selling, Distributing, Exhibiting Obscene Material (35-49-3-1)	0	0	0	0
Stalking (35-45-10-5)	0	0	0	0
Theft (35-43-4-2)	2	16	14	126
Torture or Mutilation of Animal (35-46-3-12)	0	0	0	0
Trafficking with an Inmate (35-44-3-9)	0	0	0	0
Unauthorized Possession of Prescription Form (35-48-4-14)	0	0	0	0
Unauth Entry/Vehicle (35-43-4-2.7)	0	0	0	0
Voyeurism (35-45-4-5)	0	0	0	0
Welfare Fraud (35-43-5-7)	0	0	0	0
Sub-Total	10	50	82	428

LEVEL IV

Absence From Home Detention (35-38-2.5-10)	0	0	0	1
Accident/Failure to Stop (9-26-1-8)	0	0	0	2
Animal Cruelty (35-46-3-12)	0	0	0	0
Assisting a Criminal (35-44-3-2)	0	0	0	0
BEATS VERTEBR ANIMAL (35-46-3-12)	0	0	0	0
Check Deception (35-43-5-5)	0	0	0	0
Common Nuisance (35-48-4-13)	0	0	0	0
Computer Trespassing (35-43-2-3)	0	0	0	0
Counterfeiting a Driver's License (9-24-18-7)	0	0	0	0
Counterfeiting Auto Registration (9-18-2-42)	0	0	0	0
Curfew Violation (31-37-2-5)	0	0	2	4
Deception (35-43-5-3)	0	0	0	0
Deer w/ Illegal Device (14-22-6-1)	0	0	0	0
Deer Outside Hours (14-22-6-1)	0	0	0	0
Disorderly Conduct (35-45-1-3)	1	2	10	25
Dissemination of Material Harmful to Minor (35-49-3-3)	0	0	0	0
Driving While Intoxicated (9-11-2-3)	0	0	0	2
Driving with Suspended License (9-24-19-2)	0	0	0	1
Exploitation of Dependent/Endangered Adult (35-46-1-12)	0	0	0	0
Failure to Appear (35-44-3-6)	0	0	0	0
Failure to Disclose Recruitment (35-46-4-4)	0	0	0	0
Failure to Respond to Summons (35-44-3-6.5)	0	0	0	0
False Auto Registration (9-18-2-44)	0	0	0	0
False Informing (35-44-2-2)	0	1	2	10
Flag Desecration (35-45-1-4)	0	0	0	0

LEVEL IV (Cont.)

THE NUMBER OF OFFENSES

	This Month		This Calendar Year	
	Female	Male	Female	Male
Glue Sniffing (35-46-6-2)	0	0	0	0
Habitual Disobedience of Parent, Guardian, or Custodian (Incorrigible) (31-37-2-4)	0	1	2	6
Harassment (35-45-2-2)	0	0	0	1
Home Improvement Fraud (35-43-6-12)	0	0	0	0
Illegal Consumption of Alcohol (7.1-5-7-7)	0	2	2	20
Illegal Possession of Alcohol (7.1-5-7-7)	0	0	2	3
Impairment of ID Number (35-43-7-4)	0	0	0	0
Interference with Custody (35-42-3-4)	0	0	0	0
Interfering with Law Enforcement Animal (35-46-3-11)	0	0	0	0
Invasion of Privacy (35-46-1-15.1)	0	0	0	0
Leaving Home w/o Permission of Parent, Guardian or Custodian (Runaway) (31-37-2-2)	0	4	12	17
Nitrous Oxide Distribution (35-46-6-3)	0	0	0	0
Obscene Performance (35-49-3-1)	0	0	0	0
Obstructing Medical Emergency (35-44-3-8.5)	0	0	0	0
Obstructing Traffic (35-42-2-4)	0	0	0	0
Official Misconduct (35-44.1-1-1)	0	0	0	0
Operating Vehicle While Intoxicated (9-30-5-2)	0	0	0	0
Operating Vehicle While Intoxicated/Cntrl'd Sub (9-30-5-1)	0	0	0	0
Operating Vehicle w/o License (9-24-18-1)	1	0	1	9
Operating Vehicle w/o Proof of Financial (9-25-8-2)	0	0	0	0
Operating Vehicle w/o Registration/Plates (9-18-2-43)	0	0	0	0
Possession of Marijuana, Hash Oil, or Hashish (35-48-4-11)	0	1	6	27
Possession of Paraphernalia (35-48-4-8.3)	0	2	8	10
Possession of Substance Represented to be a Controlled Substance (35-48-4-4.6)	0	0	0	0
Possession, Purchase, Accepting Tobacco (35-46-1-10.5)	0	0	0	0
Probation Violation	2	30	22	267
Public Intoxication (7.1-5-1-3)	0	0	3	5
Receiving Unidentified Property (35-43-7-5)	0	0	0	0
Reckless Driving (9-21-8-52)	0	0	0	1
Refusal to Aid Officer (35-44-3-7)	0	0	0	0
Refusal to Identify Self (34-28-5-3.5)	0	0	0	0
Selling, Distributing, Exhibiting Obscene Material (35-49-3-1)	0	0	0	0
Synthetic Drug	0	0	0	0
Taking Deer/Turkey (14-22-6-1)	0	0	0	0
Tattooing a Minor (35-42-2-7)	0	0	0	0
Torture, Kill, Mutilate an Animal (35-46-3-12)	0	0	0	0
Unauthorized Possession of Prescription (35-48-4-14)	0	0	0	0
Unlawful Entry of Motor Vehicle (35-43-4-2.7)	0	0	2	6
Unlawful Gambling (35-45-5-2)	0	0	0	0
Unlawful Use of Railroad Right of Way (8-3-15-3)	0	0	0	0
Vending Machine Vandalism (35-43-4-7)	0	0	0	0
Violation of Compulsory School Attendance Law (Truancy) (31-37-2-3)	0	1	0	5
Violation Home Detention	0	0	0	1
Violation Suspended Commitment to DOC	0	0	0	7
Voyeurism (35-45-4-5)	0	0	0	0
Welfare Fraud (35-45-5-7)	0	0	0	0
Sub-Total	4	44	74	430
GRAND TOTAL NUMBER OF OFFENSES	19	133	189	1,172

Source: SAS - mnthadm4_by_offense.pgm

Indiana Department of Correction
Table 17
Number of Juvenile Offenders by Most Serious Offense
Committed to the Indiana Department of Correction

September 2016

MOST SERIOUS OFFENSE (Citation Code)	THE NUMBER OF JUVENILES			
	This Month		This Calendar Year	
LEVEL I	Female	Male	Female	Male
Aggravated Battery (35-42-2-1.5)	0	0	0	1
Arson (35-43-1-1)	0	0	0	2
Battery (35-42-2-1)	3	2	12	16
Battery by Bodily Waste (35-42-2-6)	0	0	0	5
Burglary (35-43-2-1)	0	6	1	52
Carjacking (35-42-5-2)	0	0	0	0
Carrying Handgun w/o License (35-47-2-1)	0	2	0	8
Changing, Altering, Removing, Obliterating ID of Handgun (35-47-2-18)	0	0	0	1
Child Exploitation (35-42-4-4)	0	0	0	0
Child in Possession of Handgun (35-47-10-5)	0	0	0	7
Child Molesting (35-42-4-3)	0	3	0	18
Child Seduction (35-42-4-7)	0	0	0	0
Child Selling (35-46-1-4)	0	0	0	0
Child Solicitation (35-42-4-6)	0	0	0	0
Consumer Product Tampering (35-45-8-3)	0	0	0	0
Criminal Confinement (35-42-3-3)	0	0	0	2
Criminal Gang Intimidation (35-45-9-4)	0	0	0	0
Criminal Gang Recruitment	0	0	0	1
Criminal Deviate Conduct (35-42-4-2)	0	0	0	0
Criminal Recklessness (35-42-2-2)	0	2	1	9
Danger Possession Firearm	0	0	0	12
Dealing in a Sawed-Off Shotgun (35-47-5-4.1)	0	0	0	0
Distribution of a Destructive Device (IC 35-47.5-5-5)	0	0	0	0
Domestic Battery (35-42-2-1.3)	0	0	0	0
Driving While Intoxicated Resulting in Death (9-30-5-5)	0	0	0	0
False, Altering Handgun License (35-47-2-22)	0	0	0	0
False Application for Handgun (35-47-2-8)	0	0	0	0
Feticide (35-42-1-6)	0	0	0	0
Handgun, False Information (35-47-2-17)	0	0	0	0
Incest (35-46-1-3)	0	0	0	0
Interference with Custody (35-42-3-4)	0	0	0	0
Intimidation (35-45-2-1)	0	0	0	0
Involuntary Manslaughter (35-42-1-4)	0	0	0	0
Kidnapping (35-42-3-2)	0	0	0	0
Murder (35-42-1-1)	0	0	0	1
Neglect of a Dependent (35-46-1-4)	0	0	0	0
Operation of a Machine Gun/Hurling a Bomb (35-47-5-9)	0	0	0	0
Overpass Mischief (35-42-2-5)	0	0	0	0
Pointing a Firearm (35-47-4-3)	0	0	0	0
Possession of Firearm on School Property (35-47-9-2)	0	0	0	0
Possession of a Machine Gun or Bomb (35-47-5-9)	0	0	0	0
Rape (35-42-4-1)	0	0	0	2
Reckless Homicide (35-42-1-5)	0	1	0	1
Resisting Law Enforcement (35-44-3-3)	0	0	0	0
Robbery (35-42-5-1)	0	6	1	52

LEVEL I (Cont.)**THE NUMBER OF JUVENILES**

	This Month		This Calendar Year	
	Female	Male	Female	Male
Sell, Manufacture, Possess, Purchase Explosive (35-47-5-1)	0	0	0	0
Sell, Transfer, HIV Blood (35-42-1-7)	0	0	0	0
Selling, Transferring, Giving Handgun to Under 18 (35-47-2-7)	0	0	0	0
Sexual Battery (35-42-4-8)	0	0	0	1
Sexual Misconduct (35-44-1-5)	0	0	0	0
Sexual Misconduct with a Minor (35-42-4-9)	0	0	0	0
Stalking (35-45-10-5)	0	0	0	0
Strangulation (35-42-2-9)	0	1	0	2
Unlawful Delivery of Confiscated Firearm (35-47-3-4)	0	0	0	0
Unlawful Use of Body Armor (35-47-5-13)	0	0	0	0
Unlawful Use of Stun Gun (35-47-8-5)	0	0	0	0
Vicarious Sexual Gratification (35-42-4-5)	0	0	0	0
Voluntary Manslaughter (35-42-1-3)	0	0	0	0
Sub-Total	3	23	15	193

LEVEL II

Assisting a Criminal (35-44-3-2)	0	0	0	0
Chinese Throwing Star (35-47-5-12)	0	0	0	0
Criminal Gang Activity (35-45-9-3)	0	0	0	0
Criminal Recklessness (35-42-2-2)	0	0	0	0
Dealing Anabolic Steroid (16-42-19-27)	0	0	0	0
Dealing in a Schedule I, II, or III Controlled Substance (35-48-4-2)	0	0	0	0
Dealing in a Schedule IV Controlled Substance (35-48-4-3)	0	0	0	0
Dealing in a Schedule V Controlled Substance (35-48-4-4)	0	0	0	0
Dealing in a Substance Represented to be a Controlled Substance (35-48-4-4.5)	0	0	0	0
Dealing in Cocaine or Narcotic Drug (35-48-4-1)	0	0	0	1
Dealing in Marijuana, Hash Oil, or Hashish (35-48-4-10)	0	0	0	0
Dealing Methamphetamine (35-48-4-1.1)	0	0	0	0
Delivery of Weapon to Intoxicated Person (35-47-4-1)	0	0	0	0
Escape/Failure to Return to Lawful Detention (35-44-3-5)	1	2	9	8
Interference with Custody (35-42-3-4)	0	0	0	0
Intimidation (35-45-2-1)	0	2	1	17
Knife with Automatic Blade (35-47-5-2)	0	0	0	0
Loan Sharking (35-45-7-2)	0	0	0	0
Maintaining a Common Nuisance (35-48-4-13)	0	0	0	1
Manufacture, Distribution, Possession of a Substance Represented to be a Controlled Substance (35-48-4-4.6)	0	0	0	0
Neglect of a Dependent (35-46-1-4)	0	0	0	0
Possession of a Controlled Substance (35-48-4-7)	0	0	0	1
Possession of a Knife on School Property (35-47-5-2.5)	0	0	0	0
Poss precursors w/intent to manufacture etc. (35-48-4-14.5)	0	0	0	0
Promoting Prostitution (35-45-4-4)	0	0	0	0
Purchase, Possession or Sale of Stun Gun (35-47-8-5)	0	0	0	0
Resisting Law Enforcement (35-44-3-3)	0	1	0	8
Rioting with a Deadly Weapon (35-45-1-2)	0	0	0	0
Sale, Possession, Use of Legend Drug (16-42-19-27)	0	0	0	0
Sexual Misconduct with a Minor (35-42-4-9)	0	0	0	0
Stalking (35-45-10-5)	0	0	0	0
Trafficking with an Inmate (35-44-3-9)	0	0	0	1
Use of Stun Gun in Commission of a Crime (35-47-8-5)	0	0	0	0
Sub-Total	1	5	10	37

THE NUMBER OF JUVENILES

LEVEL III	This Month		This Calendar Year	
	Female	Male	Female	Male
Accident/Failure to Stop (9-26-1-8)	0	0	0	0
Accident, Property Damage with Injury (9-26-1-8)	0	0	0	0
Altering or Damaging Computer (35-43-1-4)	0	0	0	0
Auto Theft, Receiving Stolen Parts (35-43-4-2.5)	1	1	2	16
Battery (35-42-2-1)	2	1	12	27
Bestiality	0	0	0	0
Bribery (35-44-1-1)	0	0	0	0
Burglary (35-43-2-1)	0	1	0	2
Check Deception (35-43-5-5)	0	0	0	0
Check Fraud (35-43-5-12)	0	0	0	0
Child Exploitation (35-42-4-4)	0	0	0	0
Controlled Substance Registration (35-48-4-14)	0	0	0	0
Conversion (35-43-4-3)	0	0	1	8
Criminal Mischief (35-43-1-2)	0	0	6	8
Criminal Recklessness (35-42-2-2)	0	0	0	1
Criminal Trespass (35-43-2-2)	0	0	0	6
Dealing in Altered Property (35-43-4-2.3)	0	0	0	0
Dealing in Marijuana, Hash Oil, or Hashish (35-48-4-10)	0	0	0	1
Dealing in Paraphernalia (35-48-4-8.5)	0	0	0	0
Distribution of Material Harmful to Minor (35-49-3-3)	0	0	0	0
Escape/Failure to Return to Lawful Detention (35-44-3-5)	0	3	10	22
Failure to Appear (35-44-3-6)	0	0	0	0
False Reporting (35-44-2-2)	0	0	0	0
Forgery (35-43-5-2)	0	0	0	1
Fraud (35-43-5-4)	0	0	0	2
Fraud on Financial Institution (35-45-5-8)	0	0	0	0
Home Improvement Fraud (35-43-6-13)	0	0	0	0
Identity Deception (35-43-5-3.5)	0	0	0	0
Interference with Custody (35-42-3-4)	0	0	0	0
Interference with Reporting Crime (35-45-2-5)	0	0	0	0
Invasion of Privacy (35-46-1-15.1)	0	0	0	0
Kill Domestic Animal	0	0	0	1
Manufacture of Paraphernalia (35-48-4-8.1)	0	0	0	0
Nonsupport of Child (35-46-1-5)	0	0	0	0
Nonsupport of Spouse (35-46-1-6)	0	0	0	0
Obscene Performance (35-49-3-1)	0	0	0	0
Obstructing Fireman (35-44-3-8)	0	0	0	0
Obstructing Traffic (35-42-2-4)	0	0	0	0
Obstruction of Justice (35-44-3-4)	0	0	0	0
Operating Vehicle After Lifetime Forfeiture (9-30-10-17)	0	0	0	0
Operating Vehicle While Intoxicated (9-30-5-4)	0	0	0	0
Operating Vehicle While Intoxicated with Prior (9-30-5-3)	0	0	0	0

LEVEL III (Cont.)**THE NUMBER OF JUVENILES**

	This Month		This Calendar Year	
	Female	Male	Female	Male
Patronizing a Prostitute (35-45-4-3)	0	0	0	0
Perjury (35-44-2-1)	0	0	0	0
Possession of Cocaine or Narcotic Drug (35-48-4-6)	0	0	0	1
Possession of a Controlled Substance (35-48-4-7)	0	0	0	2
Possession of Marijuana, Hash Oil, or Hashish (35-48-4-11)	0	0	1	0
Possession of Methamphetamine (35-48-4-6.1)	0	0	0	2
Possession of Paraphernalia (35-48-4-8.3)	0	0	0	0
Possession/Use of Legend Drug (16-42-19-13)	0	0	0	0
Possession of a Syringe (16-42-19-18)	0	0	1	1
Professional Gambling (35-45-5-3)	0	0	0	0
Profiting from Adoption (35-46-1-9)	0	0	0	0
Promoting Professional Gambling (35-45-5-4)	0	0	0	0
Promoting Prostitution (35-45-4-4)	0	0	0	0
Prostitution (35-45-4-2)	0	0	0	0
Public Indecency (35-45-4-1)	0	0	0	0
Public Nudity (35-45-4-1.5)	0	0	0	0
Railroad Mischief (35-42-2-5.5)	0	0	0	0
Receiving Stolen Property (35-43-4-2)	0	0	0	0
Residential Entry (35-43-2-1.5)	1	1	1	3
Resisting Law Enforcement (35-44-3-3)	0	0	0	9
Rioting (35-45-1-2)	0	0	0	0
Sale, Possession, Use of Legend Drug (16-42-19-27)	0	0	0	0
Selling, Distributing, Exhibiting Obscene Material (35-49-3-1)	0	0	0	0
Stalking (35-45-10-5)	0	0	0	0
Theft (35-43-4-2)	1	7	9	45
Torture or Mutilation of Animal (35-46-3-12)	0	0	0	0
Trafficking with an Inmate (35-44-3-9)	0	0	0	0
Unauth Entry/Vehicle (35-43-4-2.7)	0	0	0	0
Unauthorized Possession of Prescription Form (35-48-4-14)	0	0	0	0
Voyeurism (35-45-4-5)	0	0	0	0
Welfare Fraud (35-43-5-7)	0	0	0	0
Sub-Total	5	14	43	158

LEVEL IV

Absence From Home Detention (35-38-2.5-10)	0	0	0	0
Accident/Failure to Stop (9-26-1-8)	0	0	0	0
Assisting a Criminal (35-44-3-2)	0	0	0	0
BEATS VERTEBR ANIMAL (35-46-3-12)	0	0	0	0
Check Deception (35-43-5-5)	0	0	0	0
Common Nuisance (35-48-4-13)	0	0	0	0
Computer Trespassing (35-43-2-3)	0	0	0	0
Counterfeiting a Driver's License (9-24-18-7)	0	0	0	0
Counterfeiting Auto Registration (9-18-2-42)	0	0	0	0
Curfew Violation (31-37-2-5)	0	0	0	0
Deception (35-43-5-3)	0	0	0	0
Disorderly Conduct (35-45-1-3)	0	1	1	8
Dissemination of Material Harmful to Minor (35-49-3-3)	0	0	0	0
Driving with Suspended License (9-24-19-2)	0	0	0	0
Exploitation of Dependent/Endangered Adult (35-46-1-12)	0	0	0	0
Failure to Appear (35-44-3-6)	0	0	0	0
Failure to Disclose Recruitment (35-46-4-4)	0	0	0	0
Failure to Respond to Summons (35-44-3-6.5)	0	0	0	0
False Auto Registration (9-18-2-44)	0	0	0	0
False Informing (35-44-2-2)	0	0	0	0
Flag Desecration (35-45-1-4)	0	0	0	0

LEVEL IV (Cont.)

THE NUMBER OF JUVENILES

	This Month		This Calendar Year	
	Female	Male	Female	Male
Glue Sniffing (35-46-6-2)	0	0	0	0
Habitual Disobedience of Parent, Guardian, or Custodian (Incorrigible) (31-37-2-4)	0	0	0	0
Harassment (35-45-2-2)	0	0	0	0
Home Improvement Fraud (35-43-6-12)	0	0	0	0
Illegal Consumption of Alcohol (7.1-5-7-7)	0	0	0	0
Illegal Possession of Alcohol (7.1-5-7-7)	0	0	0	0
Impairment of ID Number (35-43-7-4)	0	0	0	0
Interference with Custody (35-42-3-4)	0	0	0	0
Interfering with Law Enforcement Animal (35-46-3-11)	0	0	0	0
Invasion of Privacy (35-46-1-15.1)	0	0	0	0
Leaving Home w/o Permission of Parent, Guardian or Custodian (Runaway) (31-37-2-2)	0	0	0	0
Nitrous Oxide Distribution (35-46-6-3)	0	0	0	0
Obscene Performance (35-49-3-1)	0	0	0	0
Obstructing Medical Emergency (35-44-3-8.5)	0	0	0	0
Obstructing Traffic (35-42-2-4)	0	0	0	0
Operating Vehicle While Intoxicated (9-30-5-2)	0	0	0	1
Operating Vehicle While Intoxicated/Cntrlld Sub (9-30-5-1)	0	0	0	0
Operating Vehicle w/o License (9-24-18-1)	0	0	0	0
Operating Vehicle w/o Proof of Financial (9-25-8-2)	0	0	0	0
Operating Vehicle w/o Registration/Plates (9-18-2-43)	0	0	0	0
Possession of Marijuana,Hash Oil, or Hashish (35-48-4-11)	0	0	4	11
Possession of Paraphernalia (35-48-4-8.3)	0	1	3	2
Possession of Substance Represented to be a Controlled Substance (35-48-4-4.6)	0	0	0	0
Possession, Purchase, Accepting Tobacco (35-46-1-10.5)	0	0	0	0
Probation Violation	0	0	0	0
Public Intoxication (7.1-5-1-3)	0	0	0	1
Receiving Unidentified Property (35-43-7-5)	0	0	0	0
Reckless Driving (9-21-8-52)	0	0	0	1
Refusal to Aid Officer (35-44-3-7)	0	0	0	0
Refusal to Identify Self (34-28-5-3.5)	0	0	0	0
Selling,Distributing,Exhibiting Obscene Material (35-49-3-1)	0	0	0	0
Synthetic Drug	0	0	0	0
Torture, Kill, Mutilate an Animal (35-46-3-12)	0	0	0	0
Unauthorized Possession of Prescription (35-48-4-14)	0	0	0	0
Unlawful Entry of Motor Vehicle (35-43-4-2.7)	0	0	0	1
Unlawful Gambling (35-45-5-2)	0	0	0	0
Unlawful Use of Railroad Right of Way (8-3-15-3)	0	0	0	0
Vending Machine Vandalism (35-43-4-7)	0	0	0	0
Violation of Compulsory School Attendance Law (Truancy) (31-37-2-3)	0	0	0	0
Violation Home Detention	0	0	0	0
Violation Suspended Commitment to DOC	0	0	0	0
Voyeurism (35-45-4-5)	0	0	0	0
Welfare Fraud (35-45-5-7)	0	0	0	0
NO SENTENCE DATA	0	0	0	0
Sub-Total	0	2	8	25
GRAND TOTAL NUMBER OF JUVENILES	9	44	76	413

Source: SAS - mnthadm4.mso

Indiana Department of Correction
Table 18
Juvenile Female New Commitments

<u>Month</u>	<u>2012</u>	<u>2013</u>	<u>2014</u>	<u>2015</u>	<u>2016</u>
January	10	18	10	3	6
February	13	13	9	8	10
March	15	11	7	4	11
April	12	13	15	10	9
May	14	13	11	12	4
June	9	13	8	6	11
July	12	20	14	5	4
August	16	23	10	10	4
September	8	6	5	13	7
October	18	10	8	0	
November	7	5	5	11	
December	<u>7</u>	<u>12</u>	<u>13</u>	<u>11</u>	
TOTALS	141	157	115	93	66

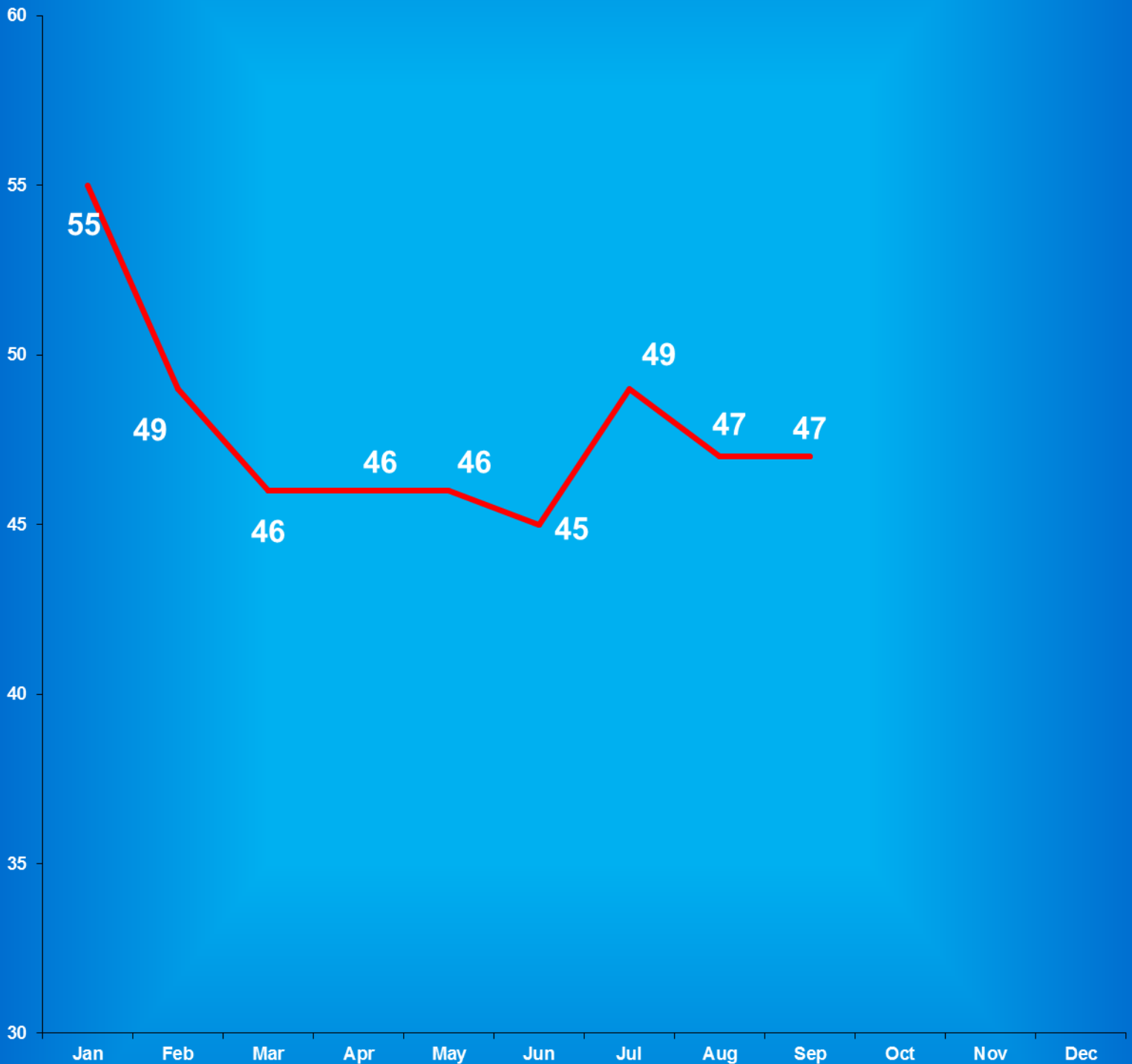
Source:

SAS - mnthadm4.pgm

Indiana Department of Correction

Graph G

Average Daily Juvenile Female Offender Populations
Calendar Year 2016



Indiana Department of Correction
Table 19
Juvenile Male New Commitments

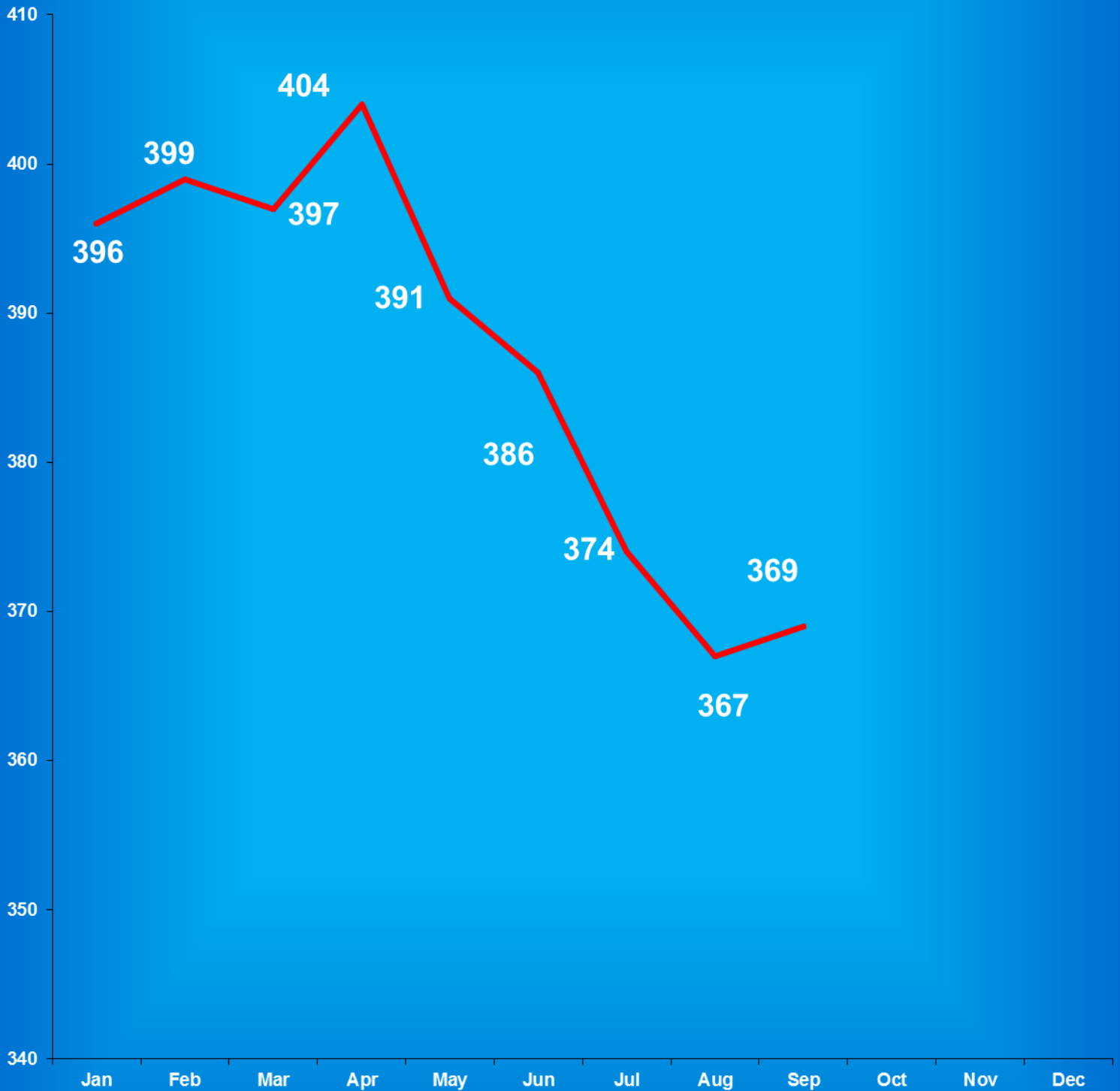
<u>Month</u>	<u>2012</u>	<u>2013</u>	<u>2014</u>	<u>2015</u>	<u>2016</u>
January	63	76	58	35	39
February	71	45	46	26	40
March	75	82	30	32	69
April	56	47	53	43	33
May	69	74	47	37	44
June	77	45	55	41	40
July	48	68	46	50	29
August	90	44	42	31	38
September	66	31	43	42	36
October	85	74	48	45	
November	47	59	40	41	
December	<u>44</u>	<u>40</u>	<u>40</u>	<u>40</u>	
TOTALS	791	685	548	463	368

Source:
SAS - mnthadm4.pgm

Indiana Department of Correction

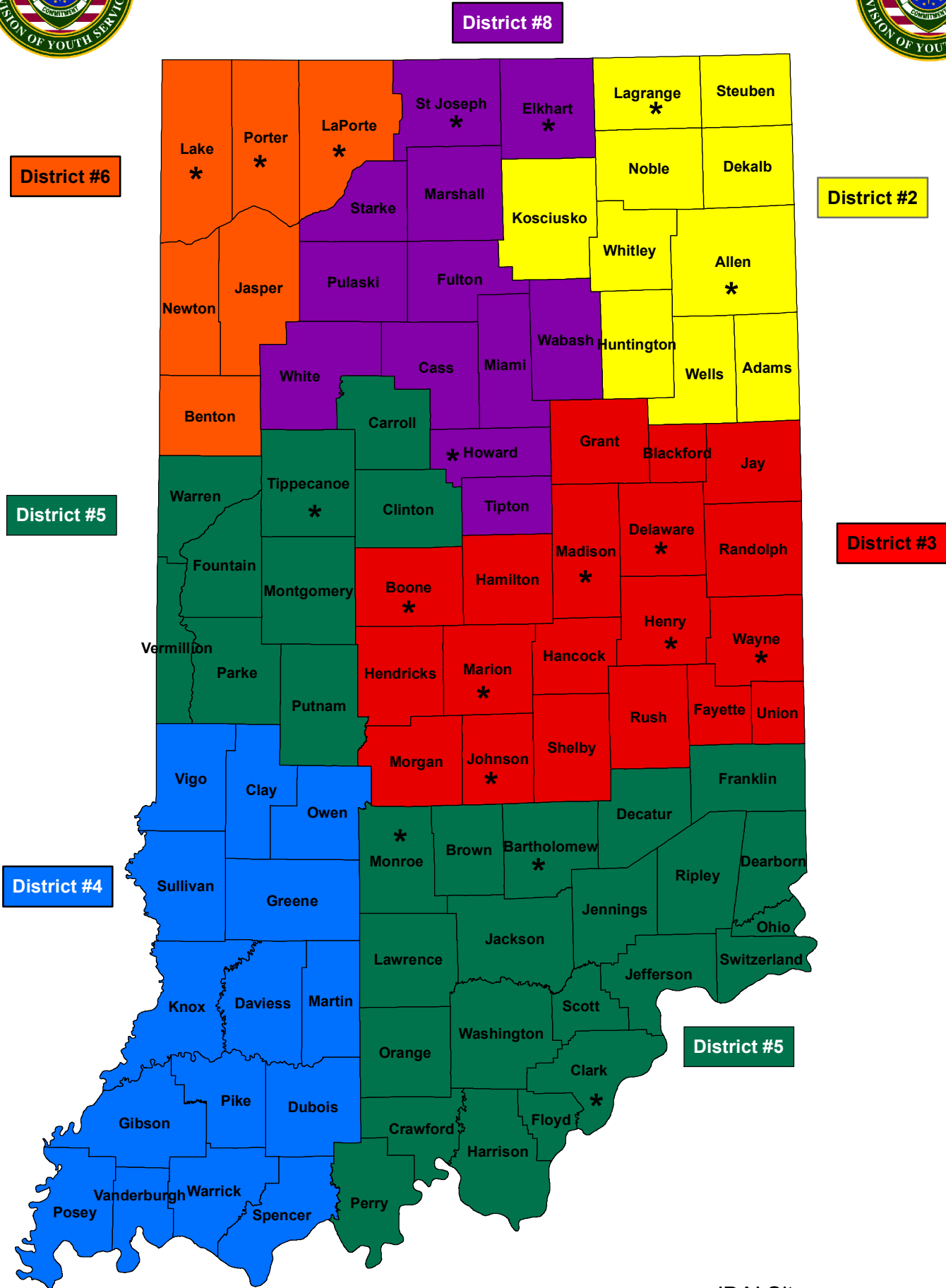
Graph H

Average Daily Juvenile Male Offender Populations Calendar Year 2016





Juvenile Reintegration Districts



*JDAI Site

Indiana Department of Correction
Table 20
Juvenile Parole Caseload on October 03, 2016

<u>Juvenile Reintegration Districts</u>	Indiana Parolees		Other Jurisdiction		<u>Total</u>
	<u>Juvenile Male</u>	<u>Juvenile Female</u>	<u>Juvenile Male</u>	<u>Juvenile Female</u>	
<i>Interstate Compact (RD0)*</i>	0	0	6	1	7
	<u>District Supervision Breakdown as follows:</u>				
Juv Reintegration District 2	5	0	0	1	6
Juv Reintegration District 3	7	1	3	0	11
Juv Reintegration District 4	9	0	0	0	9
Juv Reintegration District 5	6	1	0	0	7
Juv Reintegration District 6	3	1	2	0	6
Juv Reintegration District 8	7	1	1	0	9
Total	37	4	6	1	48

Total Juvenile Parole Population on the First Day of Each Month

<u>Calendar Year 2016</u>	Indiana Parolees		Other Jurisdiction		<u>Total</u>
	<u>Juvenile Male</u>	<u>Juvenile Female</u>	<u>Juvenile Male</u>	<u>Juvenile Female</u>	
January	46	1	10	2	59
February	44	2	9	2	57
March	40	2	9	2	53
April	43	5	10	1	59
May	39	5	12	2	58
June	31	5	11	1	48
July	29	3	9	1	42
August	33	2	7	1	43
September	35	3	5	1	44
October	37	4	6	1	48

** Includes Indiana parolees who are serving their parole in another state, as well as offenders from other States being supervised in Indiana (Interstate Compact)*

Sources: Juvenile Services
Parole Division
SAS - juvpar12.pgm

**Indiana Department of Correction
Indiana Government Center South, Room E334
302 W. Washington Street
Indianapolis, IN 46204**

**Prepared by:
Josh Spear, Research Analyst
(317) 234-4417
jspear2@idoc.IN.gov**

This report and previous reports may be found at:

<http://www.in.gov/idoc/2376.htm>



CHANGING LIVES

The logo for the Indiana Department of Correction is circular, featuring a central torch and the words "EMPLOYEES", "EFFICIENCY", and "EFFECTIVENESS". The outer ring contains "INDIANA" at the top and "DEPARTMENT OF CORRECTION" at the bottom. To the right of the logo is a blue silhouette of the state of Indiana.

The Indiana Department of Correction advances public safety and successful re-entry through dynamic supervision, programming, and partnerships.