


# Indiana Department of Correction

## Division of Research & Technology



## Offender Population Statistical Report

### - April 2017 -

Rob Carter, Commissioner

**Indiana Department of Correction  
Indiana Government Center South, Room E334  
302 W. Washington Street  
Indianapolis, IN 46204**

**Prepared by:  
Josh Spear, Research Analyst  
(317) 234-4417  
[jspear2@idoc.in.gov](mailto:jspear2@idoc.in.gov)**

**This report and previous reports may be found at:**

**<http://www.in.gov/idoc/2376.htm>**



## Definitions

For the purpose of this report, the following definitions apply:

**Admission** – The means by which an offender enters the custody or jurisdiction of the Indiana Department of Correction. For this report, with the exception of the return of an escapee, this does not include a return from a temporary absence.

**Average Daily Population** – The sum of the daily beginning counts for a month, divided by that month's number of daily beginning counts.

**Beginning Count** – The number of offenders physically present at the beginning of the day (ie, 0000:01 hours).

**Class A Felony** – An offense whereby a person convicted of this felony shall be imprisoned for a fixed term of thirty years, with not more than twenty years added for aggravating circumstances, or not more than ten years subtracted for mitigating circumstances.

**Class B Felony** – An offense whereby a person convicted of this felony shall be imprisoned for a fixed term of ten years, with not more than ten years added for aggravating circumstances, or not more than four years subtracted for mitigating circumstances.

**Class C Felony** – An offense whereby a person convicted of this felony shall be imprisoned for a fixed term of four years, with not more than four years added for aggravating circumstances, or not more than two years subtracted for mitigating circumstances.

**Class D Felony** – An offense whereby a person convicted of this felony shall be imprisoned for a fixed term of one and one-half years, with not more than one and one-half years added for aggravating circumstances, or not more than one year subtracted for mitigating circumstances.

**Class 1 Felony** – An offense whereby a person convicted of this felony shall be imprisoned with a sentence range of 20-40 years, with not more than twenty years added as a habitual offender enhancement.

**Class 2 Felony** – An offense whereby a person convicted of this felony shall be imprisoned with a sentence range of 10-30 years, with not more than twenty years added as a habitual offender enhancement.

**Class 3 Felony** – An offense whereby a person convicted of this felony shall be imprisoned with a sentence range of 3-16 years, with not more than twenty years added as a habitual offender enhancement.

**Class 4 Felony** – An offense whereby a person convicted of this felony shall be imprisoned with a sentence range of 2-12 years, with not more than twenty years added as a habitual offender enhancement.

**Class 5 Felony** – An offense whereby a person convicted of this felony shall be imprisoned with a sentence range of 1-6 years, with not more than six years added as a habitual offender enhancement.

**Class 6 Felony** – An offense whereby a person convicted of this felony shall be imprisoned with a sentence range of 0.5-2.5 years, with not more than six years added as a habitual offender enhancement.

**Contracted Beds** - Those offenders who have been committed to the Indiana Department of Correction, but are housed in a local work release facility under contract of a 3rd party provider.

**County Jail "Back-ups" (Jail Bed Count)** – Those offenders who have been committed to the Indiana Department of Correction, but are housed in a county jail until they can be transferred to a Department of Correction intake facility. The county receives \$35.00 per day, per offender, to house these offenders.

**Ending Count** – The number of offenders physically present at the end of the day (ie, 2400:00 hours).

**Felon** – A person convicted in any jurisdiction who might have been imprisoned for more than one year.

**Murder** - An offense whereby a person convicted of this felony shall be imprisoned for a fixed term of fifty-five years, with not more than ten years added for aggravating circumstances, or not more than ten years subtracted for mitigating circumstances.

## Definitions Continued

**Operational Capacity** – The total bed capacity of the facility. The capacity of a facility is the number of beds authorized for safe and efficient operation of the facility.

**Pre-Dispositional** – An individual ordered by the Court to the Indiana Department of Correction for evaluation prior to sentencing.

**Release** – The means by which an offender leaves the custody or jurisdiction of the Indiana Department of Correction. For this report, with the exception of an escape, this does not include a temporary absence.

**Safekeeper** – An individual whom the Court has determined to be in imminent danger of serious bodily injury or death, or who represents a substantial threat to the safety of others, and whom the Court has ordered to the Indiana Department of Correction for custody and security control.

**Maximum Level Facilities** – Maximum security facilities have very restrictive security measures and housing is celled space.

**Medium Level Facilities** – Medium security facilities have moderate degree of security measures and housing consists of dormitories and celled space.

**Minimum Level Facilities** – Minimum Security Facilities have the least restrictive security measures and housing is dormitory style. Also included as minimum security are work release program offenders who leave the facility for outside employment but return nightly.

**Intake Facilities** – Intake facilities are designated to receive newly committed adult offenders. During the intake process each offender is evaluated through interviews, reports and diagnostic tests. This evaluation forms the basis of the offenders' facility and program assignment.

**Secure Housing Units** – Denotes maximum control with the most restrictive security measures in place.

**Vacancy** – The number of beds available for assignment.

**Juvenile Diagnostic/Walkthrough** – A Juvenile court can order a youth to the Department of Correction to be temporarily committed for not more than 14 days (excluding Saturdays, Sundays and Legal holidays) for the purpose of an evaluation. The youth must be adjudicated delinquent and the order has to be prior to disposition. The department will send a report to the court of the written findings.

## **Indiana Department of Correction Population Summary**

- There were 23,382 adult male offenders (including 335 county jail “back-ups” and 65 in contracted beds) on May 01, 2017. This population is 6% below operational bed capacity for general population.
- There were 2,267 adult female offenders (including 77 county jail “back-ups” and 26 in contracted beds) on May 01, 2017. This population is 16% below the operational bed capacity.
- There were 385 juvenile male offenders in the Department’s facilities on May 01, 2017. This population is 46% below the operational bed capacity.
- There were 35 juvenile female offenders in the Department’s facilities on May 01, 2017. This population is 78% below the operational bed capacity.
- There were 7,032 adult males on parole in Indiana (6,543 Indiana parolees and 489 other jurisdiction parolees) on May 01, 2017.
- There were 769 adult females on parole in Indiana (709 Indiana parolees and 60 other jurisdiction parolees) on May 01, 2017.
- There were 942 adults admitted to IDOC (796 male and 146 female) and 1,031 adults released from IDOC (902 male and 129 female) in April 2017.
- There were 69 juveniles admitted to IDOC (64 male and 5 female) and 55 juveniles released from IDOC (47 male and 8 female) in April 2017.

**Indiana Department of Correction  
Human Resource Report**

**April 30, 2017**

**ADULT FACILITIES**

Facility	Total Staff*	Custody Staff	Non-Custody	Vacancies	Hires - Rehires	Retired - Terminated	Inter-Agency		Contract/Vendor		
							In	Out	Aramark	Health	Education
Branchville Correctional Facility	253	183	70	20	4	6	0	0	11	31	5
Chain O'Lakes Correctional Facility	28	21	7	3	0	0	0	0	5	2	0
Correctional Industrial Facility	286	217	69	83	3	12	0	0	16	28	7
Edinburgh Correctional Facility	66	53	13	4	2	2	0	0	6	4	0
Indiana State Prison/Lakeside	519	408	111	50	9	13	1	0	29	41	3
Indiana Women's Prison	161	110	51	30	4	4	0	0	6	24	6
Indianapolis Re-Entry Educational Fac	100	64	36	26	0	1	0	0	5	7	4
Madison Correctional Facility	144	95	49	21	3	4	0	0	8	17	6
Miami Correctional Facility	470	365	105	89	8	8	2	2	31	60	12
New Castle Correctional Facility**	450	311	139	96	0	0	0	0	30	90	0
Pendleton Correctional Facility	469	348	121	56	17	11	0	0	20	45	3
Plainfield Correctional Facility	334	248	86	59	10	16	0	0	30	39	7
Putnamville Correctional Facility	469	348	121	56	3	13	1	1	21	44	10
Reception-Diagnostic Center	195	152	43	47	2	4	0	0	0	27	0
Rockville Correctional Facility	239	166	73	28	6	6	0	0	16	37	9
South Bend Comm. Re-Entry Center	37	26	11	5	3	7	2	2	4	2	0
Heritage Trail DOC Staff	17	0	17	2	0	0	0	0	2	11	0
Heirtage Trail GEO Staff**	138	96	42	22	0	0	0	0	0	0	3
Wabash Valley Correctional Facility	599	478	121	52	12	5	1	0	37	61	8
Westville Correctional Facility	683	523	160	90	21	16	0	0	36	76	13
<b>Total</b>	<b>5,657</b>	<b>4,212</b>	<b>1,445</b>	<b>839</b>	<b>107</b>	<b>128</b>	<b>7</b>	<b>5</b>	<b>313</b>	<b>646</b>	<b>96</b>

**JUVENILE FACILITIES**

Facility	Total Staff*	Custody Staff	Non-Custody	Vacancies	Hires - Rehires	Retired - Terminated	Inter-Agency		Contract/Vendor		
							In	Out	Aramark	Health	Education
Camp Summit	50	30	20	11	0	0	0	0	4	2	3
Logansport Intake/North Central	168	115	53	15	3	5	0	0	7	4	5
Madison Juvenile Correctional	83	68	15	14	0	2	0	0	0	9	1
Pendleton Juvenile Correctional	257	178	79	39	16	6	0	0	10	15	4
<b>Total</b>	<b>558</b>	<b>391</b>	<b>167</b>	<b>79</b>	<b>19</b>	<b>13</b>	<b>0</b>	<b>0</b>	<b>21</b>	<b>30</b>	<b>13</b>
Central Office***	<b>Total</b>	496	164	332	62	0	0	0	0	17	4
<b>STATE EMPLOYEE TOTAL</b>	<b>6,123</b>	<b>4,360</b>	<b>1,763</b>	<b>862</b>	<b>126</b>	<b>141</b>	<b>7</b>	<b>5</b>	<b>0</b>	<b>0</b>	<b>0</b>
<b>CONTRACT EMPLOYEE TOTAL</b>	<b>1,728</b>	<b>407</b>	<b>1,321</b>	<b>118</b>	<b>0</b>	<b>0</b>	<b>0</b>	<b>0</b>	<b>334</b>	<b>693</b>	<b>113</b>
<b>GRAND TOTAL</b>	<b>7,851</b>	<b>4,767</b>	<b>3,084</b>	<b>980</b>	<b>126</b>	<b>141</b>	<b>7</b>	<b>5</b>	<b>334</b>	<b>693</b>	<b>113</b>

\* Total Active Staff does not include those on disability, suspension, or leave with pay.

\*\* New Castle Correctional Facility and Heritage Trail are privately contracted institutions. Their hire/rehire and termination/reitre data is not provided to DOC.

\*\*\* Includes Technology Services Division, PEN Products, Staff Development and Training, and the Parole Division (counted as Custody Staff)

Note: Total staff, custody staff, non-custody staff, and vacancy data are as of the end of the month.

Hires and re-hires, retirements and terminations, intra-agency transfer in and transfer out are the total number of actions for the month.

Source: DOC Human Resource

(d)



# Offender Statistics



**Indiana Department of Correction**  
**Table 1**  
**Offender Population & Vacancy Numbers, by Facility Security Level**  
**May 1, 2017**

<b>Minimum Security - Adult MALE</b>
--------------------------------------

	April Ending Count	General Population Vacancies	Programs & Treatment Vacancies	Segregation & Infirmery Vacancies	Down Beds	Held Beds
Chain O'Lakes	122	7	0	0	0	0
Edinburgh	326	18	0	0	0	0
Miami - MCA	186	18	0	0	0	0
New Castle - NCA	148	56	0	0	0	0
Pendleton - IRO	187	33	0	0	0	0
Westville - WCA	317	48	4	0	7	3
Wabash Valley - WVA	161	36	0	0	0	1
Indianapolis Re-Entry	218	176	20	0	4	2
<b>Total</b>	<b>1,665</b>	<b>392</b>	<b>24</b>	<b>0</b>	<b>11</b>	<b>6</b>

<b>Re-Entry &amp; Work Release - Adult MALE</b>
---

Bartholomew Co. Re-Entry	8	17	0	0	0	0
Chain O'Lakes Re-Entry	3	4	0	0	0	0
Duval Center Re-Entry	23	27	0	0	0	0
Elkhart Co. Re-Entry	0	20	0	0	0	0
Lake Co. Re-Entry	1	9	0	0	0	0
South Bend Re-Entry	123	48	0	0	0	1
VOA/Hope Hall Re-Entry	13	7	0	0	0	0
Starke Co. PI - TC	20	0	28	0	0	0
<b>Total</b>	<b>191</b>	<b>132</b>	<b>28</b>	<b>0</b>	<b>0</b>	<b>1</b>



Table 1 (Cont.)

<b>Medium Security - Adult MALE</b>						
	<b>April Ending Count</b>	<b>General Population Vacancies</b>	<b>Programs &amp; Treatment Vacancies</b>	<b>Segregation &amp; Infirmary Vacancies</b>	<b>Down Beds</b>	<b>Held Beds</b>
Branchville	1,165	257	60	3	0	0
Correctional Industrial	1,428	11	0	4	1	5
Indiana State Prison ISO	296	83	0	0	2	4
Plainfield	1,493	37	0	14	151	1
Putnamville	2,004	52	6	0	447	1
Heritage Trail	630	236	0	0	0	2
Westville	2,285	125	146	26	325	34
New Castle	2,362	21	10	22	0	16
<b>Total</b>	<b>11,663</b>	<b>822</b>	<b>222</b>	<b>69</b>	<b>926</b>	<b>63</b>

<b>Maximum Security - Adult MALE</b>						
	<b>April Ending Count</b>	<b>General Population Vacancies</b>	<b>Programs &amp; Treatment Vacancies</b>	<b>Segregation &amp; Infirmary Vacancies</b>	<b>Down Beds</b>	<b>Held Beds</b>
Miami	2,952	13	2	3	2	12
Indiana State Prison	1,976	18	18	37	5	13
Pendleton	1,311	20	7	1	4	10
Pendleton Treatment Unit	184	0	101	0	11	2
ISR Secure Housing Unit	47	0	0	21	1	0
Reception Diag. Center	593	63	0	0	39	0
New Castle Annex	438	26	0	12	10	0
New Castle Mental Health	109	0	19	0	0	0
WCU Secure Housing Unit	95	0	0	8	5	2
Wabash Valley	1,656	17	55	15	25	17
WVS Secure Housing Unit	167	0	0	41	7	1
<b>Total</b>	<b>9,528</b>	<b>157</b>	<b>202</b>	<b>138</b>	<b>109</b>	<b>57</b>

<b>Minimum Security &amp; Re-Entry - Adult FEMALE</b>						
	<b>April Ending Count</b>	<b>General Population Vacancies</b>	<b>Programs &amp; Treatment Vacancies</b>	<b>Segregation &amp; Infirmary Vacancies</b>	<b>Down Beds</b>	<b>Held Beds</b>
Madison	513	149	0	0	0	0
Brandon Hall Re-Entry	0	0	0	0	17	0
Crane House	21	4	0	0	0	0
Jefferson Co. Re-Entry	27	31	0	0	0	0
Theodora House	3	0	0	0	15	0
VOA/Evansville/Female	2	3	0	0	0	0
<b>Total</b>	<b>566</b>	<b>187</b>	<b>0</b>	<b>0</b>	<b>32</b>	<b>0</b>

<b>Medium Security - Adult FEMALE</b>						
Rockville	860	102	7	12	0	0
<b>Total</b>	<b>860</b>	<b>102</b>	<b>7</b>	<b>12</b>	<b>0</b>	<b>0</b>

<b>Maximum Security - Adult FEMALE</b>						
Women's Prison	602	5	20	0	0	4
Rockville Intake	162	126	0	0	0	0
<b>Total</b>	<b>764</b>	<b>131</b>	<b>20</b>	<b>0</b>	<b>0</b>	<b>4</b>

<b>JAIL BED COUNT</b>						
Adult Male	335	N/A	N/A	N/A	N/A	N/A
Adult Female	77	N/A	N/A	N/A	N/A	N/A
<b>Total</b>	<b>412</b>					

Table 1 (Cont.)

<b>JUVENILE OFFENDERS</b>
---------------------------

**Juvenile Male**

	April Ending Count	General Population Vacancies	Programs & Treatment Vacancies	Segregation & Infirmery Vacancies	Down Beds	Held Beds
Camp Summit	60	34	0	1	0	0
Logansport Juvenile Intake/Diagnostic Facility	34	51	0	7	0	0
North Central Juvenile Correctional Facility	119	55	0	0	0	0
Pendleton Juvenile Correctional Facility	172	196	0	16	0	7
<b>Total</b>	<b>385</b>	<b>336</b>	<b>0</b>	<b>24</b>	<b>0</b>	<b>7</b>

**Juvenile Female**

Madison Juvenile Correctional Facility	35	126	0	11	0	0
--	----	-----	---	----	---	---

<b>TOTALS</b>
---------------

	April Ending Count	General Population Vacancies	Programs & Treatment Vacancies	Segregation & Infirmery Vacancies	Down Beds	Held Beds
GRAND TOTAL FOR ALL ADULT MALES (Includes Jail Bed Count and Contracted Beds)	23,382	1,503	476	207	1,046	127
TOTAL FOR ADULT MALES IDOC FACILITIES ONLY	22,982	1,423	448	207	1,046	127
GRAND TOTAL FOR ALL ADULT FEMALES (Includes Jail Bed Count and Contracted Beds)	2,267	420	27	12	32	4
TOTAL FOR ADULT FEMALES IDOC FACILITIES ONLY	2,164	382	27	12	0	4
TOTAL FOR JUVENILE MALES	385	336	0	24	0	7
TOTAL FOR JUVENILE FEMALES	35	126	0	11	0	0
<b>GRAND TOTAL FOR THE DEPARTMENT (Includes Jail Bed Count and Contracted Beds)</b>	<b>26,069</b>	<b>2,385</b>	<b>503</b>	<b>254</b>	<b>1,078</b>	<b>138</b>
<b>GRAND TOTAL FOR THE DEPARTMENT (Excludes Jail Bed Count and Contracted Beds)</b>	<b>25,566</b>	<b>2,267</b>	<b>475</b>	<b>254</b>	<b>1,046</b>	<b>138</b>

Sources: Planning Division Facility Body Count Report  
 Planning Division Juvenile Daily Count Report  
 OIS - Jail Bed Count  
 Operational Support Services - Vacancy Report

**Indiana Department of Correction**  
**Table 2**  
**Operational Capacity Compared to Population, by Facility**  
**May 1, 2017**

<b>Minimum Security - Adult MALE</b>					
	<b>March</b>	<b>April</b>	<b>April</b>	<b>April</b>	<b>Percent +/-</b>
	<b>Operational</b>	<b>Operational</b>	<b>Adjusted</b>	<b>Ending</b>	<b>Capacity</b>
	<b>Capacity</b>	<b>Capacity</b>	<b>Operational</b>	<b>Count</b>	
			<b>Capacity*</b>		
Chain O'Lakes	129	129	129	122	-5%
Edinburgh	344	344	344	326	-5%
Miami - MCA	204	204	204	186	-9%
New Castle - NCA	204	204	204	148	-27%
Pendleton - IRO	220	220	220	187	-15%
Westville - WCA	379	379	365	317	-13%
Wabash Valley - WVA	198	198	197	161	-18%
Indianapolis Re-Entry	420	420	394	218	-45%
<b>Total</b>	<b>2,098</b>	<b>2,098</b>	<b>2,057</b>	<b>1,665</b>	<b>-19%</b>

<b>Re-Entry &amp; Work Release - Adult MALE</b>					
Bartholomew Co. Re-Entry	25	25	25	8	-68%
Chain O'Lakes Re-Entry	7	7	7	3	-57%
Duvall Center Re-Entry	50	50	50	23	-54%
Elkhart Co. Re-Entry	20	20	20	0	0%
Lake Co. Re-Entry	10	10	10	1	-90%
South Bend Re-Entry	172	172	171	123	-28%
VOA/Hope Hall Re-Entry	20	20	20	13	-35%
Starke Co. PI - TC	48	48	20	20	0%
<b>Total</b>	<b>352</b>	<b>352</b>	<b>323</b>	<b>191</b>	<b>-41%</b>

Table 2 (Cont.)

Medium Security - Adult MALE					
	March	April	April	April	Percent +/-
	Operational	Operational	Adjusted	Ending	
	Capacity	Capacity	Operational	Count	Capacity
			Capacity*		
Branchville	1,485	1,485	1422	1,165	-18%
Correctional Industrial	1,449	1,449	1439	1,428	-1%
Indiana State Prison ISO	385	385	379	296	-22%
Plainfield	1,696	1,696	1530	1,493	-2%
Putnamville	2,510	2,510	2056	2,004	-3%
Heritage Trail	868	868	866	630	-27%
Westville	2,941	2,941	2410	2,285	-5%
New Castle	<u>2,431</u>	<u>2,431</u>	<u>2383</u>	<u>2,362</u>	<u>-1%</u>
<b>Total</b>	<b>13,765</b>	<b>13,765</b>	<b>12,485</b>	<b>11,663</b>	<b>-7%</b>

Maximum Security - Adult MALE					
	March	April	April	April	Percent +/-
	Operational	Operational	Adjusted	Ending	
	Capacity	Capacity	Operational	Count	Capacity
			Capacity*		
Miami	2,984	2984	2965	2,952	0%
Indiana State Prison	2,067	2067	1994	1,976	-1%
Pendleton	1,353	1353	1331	1,311	-2%
Pendleton Treatment Unit	298	298	184	184	0%
ISR Secure Housing Unit	69	69	47	47	0%
Reception Diag. Center	695	695	656	593	-10%
New Castle Annex	486	486	464	438	-6%
New Castle Mental Health	128	128	109	109	0%
WCU Secure Housing Unit	110	110	95	95	0%
Wabash Valley	1,785	1785	1673	1,656	-1%
WVS Secure Housing Unit	<u>216</u>	<u>216</u>	<u>167</u>	<u>167</u>	<u>0%</u>
<b>Total</b>	<b>10,191</b>	<b>10,191</b>	<b>9,685</b>	<b>9,528</b>	<b>-2%</b>

Minimum Security & Re-Entry - Adult FEMALE					
	March	April	April	April	Percent +/-
	Operational	Operational	Adjusted	Ending	
	Capacity	Capacity	Operational	Count	Capacity
			Capacity*		
Madison	662	662	662	513	-23%
Brandon Hall Re-Entry	17	17	0	0	#DIV/0!
Crane House	25	25	25	21	-16%
Jefferson Co. Re-Entry	58	58	58	27	-53%
Theodora House	18	18	3	3	0%
VOA/Evansville/Female	<u>5</u>	<u>5</u>	<u>5</u>	<u>2</u>	<u>-60%</u>
<b>Total</b>	<b>785</b>	<b>785</b>	<b>753</b>	<b>566</b>	<b>-25%</b>

Medium Security - Adult FEMALE					
Rockville	<u>981</u>	<u>981</u>	<u>962</u>	<u>860</u>	-11%
<b>Total</b>	<b>981</b>	<b>981</b>	<b>962</b>	<b>860</b>	<b>-11%</b>

Maximum Security - Adult FEMALE					
Women's Prison	631	631	607	602	-1%
Rockville Intake	<u>288</u>	<u>288</u>	<u>288</u>	<u>162</u>	<u>0%</u>
<b>Total</b>	<b>919</b>	<b>919</b>	<b>895</b>	<b>764</b>	<b>-15%</b>

JAIL BED COUNT**					
Adult Male	367	335	335	335	0%
Adult Female	<u>76</u>	<u>77</u>	<u>77</u>	<u>77</u>	<u>0%</u>
<b>Total</b>	<b>443</b>	<b>412</b>	<b>412</b>	<b>412</b>	<b>0%</b>

Table 2 (Cont.)

<b>JUVENILE OFFENDERS</b>
---------------------------

<b>Juvenile Male</b>					
	<b>March</b>	<b>April</b>	<b>April</b>		
	<b>Operational</b>	<b>Operational</b>	<b>Adjusted</b>	<b>April</b>	<b>Percent +/-</b>
	<b>Capacity</b>	<b>Capacity</b>	<b>Operational</b>	<b>Ending</b>	<b>Capacity</b>
			<b>Capacity*</b>	<b>Count</b>	
Camp Summit	95	95	94	60	-36%
Logansport Juvenile Intake/Diagnostic Facility	92	92	85	34	-60%
North Central Juvenile Correctional Facility	174	174	174	119	-32%
Pendleton Juvenile Correctional Facility	<u>391</u>	<u>391</u>	<u>368</u>	172	<u>-53%</u>
<b>Total</b>	<b>752</b>	<b>752</b>	<b>718</b>	<b>385</b>	<b>-46%</b>

<b>Juvenile Female</b>					
Madison Juvenile Correctional Facility	172	172	161	35	-78%

<b>TOTALS</b>
---------------

	<b>March</b>	<b>April</b>	<b>April</b>		
	<b>Operational</b>	<b>Operational</b>	<b>Adjusted</b>	<b>April</b>	<b>Percent +/-</b>
	<b>Capacity</b>	<b>Capacity</b>	<b>Operational</b>	<b>Ending</b>	<b>Capacity</b>
			<b>Capacity*</b>	<b>Count</b>	
GRAND TOTAL FOR ALL ADULT MALES (Includes Jail Bed Count and Contracted Beds)	26,773	26,741	24,885	23,382	-6%
TOTAL FOR ADULT MALES IDOC FACILITIES ONLY	26,233	26,233	24,405	22,982	-6%
GRAND TOTAL FOR ALL ADULT FEMALES (Includes Jail Bed Count and Contracted Beds)	2,761	2,762	2,687	2,267	-16%
TOTAL FOR ADULT FEMALES IDOC FACILITIES ONLY	2,620	2,620	2,577	2,164	-16%
TOTAL FOR JUVENILE MALES	752	752	718	385	-46%
TOTAL FOR JUVENILE FEMALES	172	172	161	35	-78%
<b>GRAND TOTAL FOR THE DEPARTMENT</b> (Includes Jail Bed Count** and Contracted Beds)	<b>30,458</b>	<b>30,427</b>	<b>28,451</b>	<b>26,069</b>	<b>-8%</b>
<b>GRAND TOTAL FOR THE DEPARTMENT</b> (Excludes Jail Bed Count and Contracted Beds)	<b>29,777</b>	<b>29,777</b>	<b>27,861</b>	<b>25,566</b>	<b>-8%</b>

\*Adjusted Operational Capacity includes Intake Beds and excludes Down, Held, and Segregation/Infirmary, and Program/Treatment Hold Beds

\*\*Jail Bed Counts - IDOC offender Jail Bed holding is demand-based, therefore Jail Bed Percent Capacity is always 0%. Jail Bed Operational Capacity is determined by each county's availability and fluctuates from month to month.

Sources: Planning Division Facility Body Count Report  
 Planning Division Juvenile Daily Count Report  
 OIS - Jail Bed Count  
 Operational Support Services - Vacancy Report

**Indiana Department of Correction**  
**Table 3**  
**Facility Population on the First Day of Each Month**  
**(Excludes County Jail "Back-ups" & Contracted Beds)**

<b><u>2016</u></b>	<b><u>Adult Male</u></b>	<b><u>Adult Female</u></b>	<b><u>Juvenile Male</u></b>	<b><u>Juvenile Female</u></b>	<b><u>Total</u></b>
January	24,222	2,364	399	57	27,042
February	23,855	2,375	403	50	26,683
March	23,650	2,364	389	48	26,451
April	23,594	2,435	408	44	26,481
May	23,552	2,299	399	46	26,296
June	23,366	2,245	379	43	26,033
July	23,189	2,202	379	48	25,818
August	23,089	2,214	375	51	25,729
September	23,026	2,184	368	44	25,622
October	23,145	2,167	377	50	25,739
November	23,075	2,137	365	48	25,625
December	22,995	2,116	376	49	25,536

<b><u>2017</u></b>	<b><u>Adult Male</u></b>	<b><u>Adult Female</u></b>	<b><u>Juvenile Male</u></b>	<b><u>Juvenile Female</u></b>	<b><u>Total</u></b>
January	22,939	2,106	364	45	25,454
February	22,847	2,132	359	39	25,377
March	22,893	2,142	352	38	25,425
April	23,034	2,150	368	37	25,589
May	22,982	2,164	385	35	25,566

**Indiana Department of Correction**  
**Table 4**  
**Parole Caseload on May 01, 2017**

<u>Parole District</u>	<b>Indiana Parolees</b>		<b>Other Jurisdiction</b>		<u>Total</u>
	<u>Adult Male</u>	<u>Adult Female</u>	<u>Adult Male</u>	<u>Adult Female</u>	
<i>Interstate Compact (PD0)*</i>	501	67	<b>489</b>	<b>60</b>	<b>1,117</b>
	<u>District Supervision Breakdown as follows:</u>				
Re-Entry Parole (PD1)	421	61	25	3	<b>510</b>
Fort Wayne (PD2)	722	76	46	5	<b>849</b>
Indianapolis (PD3)	1568	140	95	7	<b>1,810</b>
Evansville (P4A)	477	39	36	4	<b>556</b>
Terre Haute (P4B)	459	65	26	4	<b>554</b>
Bloomington (PD5)	365	58	25	1	<b>449</b>
Gary (PD6)	613	48	75	8	<b>744</b>
New Castle (PD7)	691	92	44	6	<b>833</b>
South Bend (PD8)	860	77	62	7	<b>1,006</b>
Madison (PD9)	367	53	55	15	<b>490</b>
<b>Total</b>	<b>7,044</b>	<b>776</b>	<b>489</b>	<b>60</b>	<b>8,369</b>

**Total Parole Population on the First Day of Each Month**

<u>Calendar Year 2017</u>	<b>Indiana Parolees</b>		<b>Other Jurisdiction</b>		<u>Total</u>
	<u>Adult Male</u>	<u>Adult Female</u>	<u>Adult Male</u>	<u>Adult Female</u>	
January	<b>7,553</b>	<b>900</b>	<b>456</b>	<b>56</b>	<b>8,965</b>
February	<b>7,401</b>	<b>870</b>	<b>475</b>	<b>54</b>	<b>8,800</b>
March	<b>7,202</b>	<b>826</b>	<b>472</b>	<b>54</b>	<b>8,554</b>
April	<b>7,060</b>	<b>815</b>	<b>495</b>	<b>62</b>	<b>8,432</b>
May	<b>7,044</b>	<b>776</b>	<b>489</b>	<b>60</b>	<b>8,369</b>

\* Includes Indiana parolees who are serving their parole in another state, as well as offenders from other States being supervised in Indiana (Interstate Compact)

Sources: Juvenile Services  
Parole Division



# Adult Offender Statistics





**Indiana Department of Correction**  
**Table 5**  
**Monthly Admissions and Releases - Adult Offenders**  
(Includes County Jail "Back-ups" & Contracted Beds)

**April 2017**

<b>ADMISSIONS</b>	<b>Male</b>	<b>Female</b>
New Commitments	346	72
Parole Violators - New Commits	34	1
Parole Violators - Technical	147	12
Unsentenced (Safekeepers)	2	0
Return from Escape - Secure Facility	0	0
Return from Escape - Non-Secure Facility	2	0
Return from Escape - CTP Absconds	1	0
Court Supervision Violators - New Commits	92	27
Court Supervision Violators - Technical	150	33
Return from CTP - New Commits	0	0
Return from CTP - Technical	22	1
Unknown (Missing Data)	0	0
<b>TOTAL ADMISSIONS</b>	<b>796</b>	<b>146</b>
<b>RELEASES</b>		
Parole	462	35
Probation	234	55
Escape - Secure Facility	0	0
Walk-Away - Non-Secure Facility	2	1
Discharged	69	20
Unsentenced Discharged	1	0
Other (i.e. Death)	7	0
Community Transition Program (CTP)	123	18
CTP Absconds	4	0
Unknown (Missing Data)	0	0
<b>TOTAL RELEASES</b>	<b>902</b>	<b>129</b>

*Of the 346 new commitments of male felons, 177 (51.2%) had a prior commitment.  
Of the 72 new commitments of female felons, 15 (20.8%) had a prior commitment.*

*Effective July 1, 1999, misdemeanants are to be committed to DOC only under special circumstances (IC 11-12-6)*

Sources: SAS - prsadm8.pgm, SAS - prisrel8.pgm

**Indiana Department of Correction**  
**Table 6**  
**New Admissions by County of Commitment - Adult Offenders**

County	Felon Level											Total	County	Felon Level											Total			
	Murder	FA	FB	FC	FD	F1	F2	F3	F4	F5	F6			Other*	Murder	FA	FB	FC	FD	F1	F2	F3	F4	F5		F6	Other*	
Adams	0	0	0	0	0	0	0	0	1	0	0	0	1	0	0	0	0	0	0	3	0	9	7	0	32			
Allen	1	0	4	5	3	0	1	2	5	10	1	0	32	Marion	4	5	21	9	6	1	7	17	12	56	4	0	142	
Bartholomew	0	0	1	0	1	0	0	0	2	2	1	0	7	Marshall	0	0	0	0	0	0	1	1	0	0	0	0	2	
Benton	0	0	0	0	0	0	0	0	0	1	0	0	1	Martin	0	0	0	0	0	0	1	0	0	1	3	0	5	
Blackford	0	0	2	0	0	0	0	0	0	0	0	0	2	Miami	0	0	1	0	0	0	0	0	1	1	0	0	3	
Boone	0	0	0	0	0	0	0	0	0	0	2	0	2	Monroe	0	0	1	0	0	2	2	0	1	2	4	0	12	
Brown	0	0	0	0	0	0	0	0	0	0	0	0	0	Montgomery	0	0	0	0	0	0	0	1	1	2	1	0	5	
Carroll	0	0	0	0	0	0	0	1	0	0	1	0	2	Morgan	0	0	0	0	0	0	0	0	1	0	0	0	1	
Cass	0	0	0	2	0	0	2	0	3	4	0	0	11	Newton	0	0	0	0	0	0	0	0	1	0	0	0	1	
Clark	0	1	2	2	0	0	0	0	0	3	0	0	8	Noble	0	0	0	0	0	1	0	0	0	0	0	0	1	
Clay	0	0	0	0	0	0	0	1	0	0	0	0	1	Ohio	0	0	0	0	0	0	0	2	0	0	1	0	3	
Clinton	0	0	2	1	1	2	0	1	1	2	1	0	11	Orange	0	0	1	3	1	0	2	1	3	3	0	0	14	
Crawford	0	1	0	0	0	0	0	0	1	0	0	0	2	Owen	0	0	0	1	0	0	0	0	0	0	1	0	0	2
Daviess	0	0	0	0	0	0	0	1	1	0	0	0	2	Parke	0	0	0	0	0	0	0	0	0	0	0	0	0	0
Dearborn	0	1	1	2	2	0	0	1	0	2	2	0	11	Perry	0	0	0	0	1	0	0	1	0	1	0	0	3	
Decatur	0	0	0	1	0	0	0	0	3	0	3	0	7	Pike	0	0	0	0	0	0	0	0	0	0	0	2	0	2
DeKalb	0	0	0	1	0	0	0	0	1	2	1	0	5	Porter	0	0	3	0	1	1	0	0	1	2	1	0	9	
Delaware	0	0	2	0	1	0	0	1	1	7	1	0	13	Posey	0	0	0	0	0	0	0	0	0	0	0	0	0	0
Dubois	0	0	0	0	0	2	0	1	1	3	0	0	7	Pulaski	0	0	0	0	0	0	0	0	0	0	0	0	0	0
Elkhart	0	2	5	4	1	0	1	2	0	7	8	0	30	Putnam	0	0	0	0	0	0	0	0	1	1	1	0	3	
Fayette	0	1	1	0	0	0	0	0	2	0	0	0	4	Randolph	0	0	0	0	0	0	0	0	0	0	0	0	0	0
Floyd	0	0	2	0	0	0	0	1	0	0	1	0	4	Ripley	0	0	0	1	1	0	0	2	1	2	2	0	9	
Fountain	0	0	1	0	0	0	0	0	0	2	0	0	3	Rush	0	0	0	0	0	0	0	0	1	1	0	0	2	
Franklin	0	0	0	0	1	0	0	0	1	2	0	0	4	St. Joseph	0	1	1	2	2	0	0	2	0	5	1	0	14	
Fulton	0	0	0	0	1	0	0	0	0	0	1	0	2	Scott	0	0	0	0	1	0	0	0	1	5	0	0	7	
Gibson	0	0	0	0	0	0	0	0	0	0	0	0	0	Shelby	0	0	2	0	0	0	0	2	1	5	3	0	13	
Grant	1	0	0	0	0	0	0	1	3	4	2	0	11	Spencer	0	0	0	0	0	0	0	0	0	1	1	0	2	
Greene	0	0	1	0	0	0	0	1	4	1	1	0	8	Starke	0	1	0	0	0	0	0	0	0	0	1	0	0	2
Hamilton	0	2	1	0	1	0	0	2	0	6	4	0	16	Steuben	0	0	1	1	0	1	0	0	0	2	0	0	5	
Hancock	1	0	0	1	0	0	0	0	1	4	1	0	8	Sullivan	0	0	1	0	0	0	0	0	0	2	0	0	3	
Harrison	0	0	0	0	1	0	0	0	1	0	2	0	4	Switzerland	0	0	0	0	1	0	0	0	0	0	0	0	1	
Hendricks	0	0	0	2	0	0	2	2	0	1	0	0	7	Tippecanoe	0	0	1	1	0	1	1	2	1	9	2	0	18	
Henry	0	0	2	0	0	0	1	0	1	3	0	0	7	Tipton	0	0	0	0	0	0	0	0	0	0	0	0	0	0
Howard	0	0	1	3	2	0	1	1	1	2	0	0	11	Union	0	0	0	0	0	0	0	0	0	2	0	0	2	
Huntington	0	2	0	1	0	1	0	1	2	2	0	0	9	Vanderburgh	0	0	0	3	0	1	0	2	5	8	6	0	25	
Jackson	0	0	1	0	0	0	0	0	0	3	1	0	5	Vermillion	0	0	0	0	0	0	0	0	0	0	0	0	0	0
Jasper	0	0	0	0	1	0	0	0	1	0	1	0	3	Vigo	0	0	2	2	0	0	2	3	2	4	1	0	16	
Jay	0	0	0	0	0	0	0	0	0	4	0	0	4	Wabash	0	0	0	0	0	0	0	0	0	2	0	0	2	
Jefferson	0	0	1	0	1	0	0	0	6	2	1	0	11	Warren	0	0	0	0	0	0	0	0	0	0	0	0	0	0
Jennings	0	0	0	1	1	0	0	0	0	0	0	0	2	Warrick	0	0	0	1	0	0	0	0	1	0	0	0	2	
Johnson	0	0	0	1	1	0	1	0	5	4	7	0	19	Washington	0	0	2	1	1	0	0	0	2	4	0	0	10	
Knox	0	0	2	0	0	0	0	0	0	0	0	0	2	Wayne	0	0	2	2	0	0	0	1	0	3	1	0	9	
Kosciusko	0	0	1	0	0	0	0	0	0	5	2	0	8	Wells	0	0	0	1	0	0	0	0	1	2	1	0	5	
LaGrange	0	0	0	0	0	0	0	0	1	2	0	0	3	White	0	0	0	0	0	0	0	0	0	0	0	0	0	0
Lake	0	0	0	4	1	2	0	1	0	8	0	0	16	Whitley	0	0	0	0	0	0	1	0	1	0	0	0	2	
LaPorte	0	0	0	1	0	0	0	1	0	1	0	0	3	Unknown	0	0	0	0	0	0	0	0	0	0	0	0	0	0
Lawrence	0	0	0	0	1	0	0	1	0	0	0	0	2	Totals	7	17	76	65	38	17	25	63	89	236	87	0	720	

Data based on Most Serious Offense and includes only New- and Rec commitments.  
Parole violators are not included.

\*"Other" may include missing, habitual offense, contempt of court, or misdemeanor.

\*\*"Unknown" represents offenders who were sentenced to DOC, but County of Commitment data was unavailable.

Source: Prsadm7.pgm

**Indiana Department of Correction**

**Table 7**

**Release Type by County of Commitment - Adult Offenders**

**April 2017**

County	Release Type				Total	County	Release Type				Total
	Parole	Probation	Discharged	CTP			Parole	Probation	Discharged	CTP	
Adams	4	0	0	1	5	Madison	16	10	1	9	36
Allen	24	16	4	15	59	Marion	121	52	23	25	221
Bartholomew	6	0	1	2	9	Marshall	3	2	0	1	6
Benton	0	1	0	0	1	Martin	1	0	0	0	1
Blackford	1	1	0	0	2	Miami	1	0	0	0	1
Boone	8	3	1	0	12	Monroe	9	0	3	0	12
Brown	1	0	0	0	1	Montgomery	3	1	0	4	8
Carroll	1	3	0	1	5	Morgan	2	1	0	0	3
Cass	3	4	1	9	17	Newton	1	0	0	0	1
Clark	4	7	1	0	12	Noble	3	1	0	0	4
Clay	1	0	0	1	2	Ohio	0	0	0	0	0
Clinton	5	3	0	1	9	Orange	1	2	0	0	3
Crawford	0	0	0	0	0	Owen	0	0	0	0	0
Daviess	3	5	0	0	8	Parke	1	0	0	0	1
Dearborn	5	6	1	0	12	Perry	1	1	0	0	2
Decatur	2	1	1	0	4	Pike	2	1	0	1	4
DeKalb	1	2	2	0	5	Porter	7	1	0	0	8
Delaware	7	5	0	2	14	Posey	3	1	0	0	4
Dubois	3	2	0	0	5	Pulaski	0	0	1	0	1
Elkhart	19	18	1	5	43	Putnam	2	0	1	1	4
Fayette	3	2	0	3	8	Randolph	1	2	0	0	3
Floyd	6	3	0	1	10	Ripley	2	2	0	0	4
Fountain	3	0	0	0	3	Rush	3	1	1	0	5
Franklin	1	3	0	0	4	St. Joseph	15	15	5	4	39
Fulton	2	0	0	0	2	Scott	3	1	1	0	5
Gibson	2	0	0	1	3	Shelby	7	6	2	0	15
Grant	4	4	3	2	13	Spencer	0	0	0	0	0
Greene	4	0	0	1	5	Starke	4	0	1	3	8
Hamilton	8	5	8	0	21	Steuben	1	2	1	0	4
Hancock	2	2	0	0	4	Sullivan	0	2	0	0	2
Harrison	0	3	0	0	3	Switzerland	1	0	0	0	1
Hendricks	9	1	1	0	11	Tippecanoe	6	10	1	5	22
Henry	1	3	0	2	6	Tipton	1	0	0	0	1
Howard	5	4	3	4	16	Union	0	1	2	0	3
Huntington	7	2	1	2	12	Vanderburgh	30	5	1	9	45
Jackson	5	4	0	1	10	Vermillion	1	1	0	0	2
Jasper	1	0	0	0	1	Vigo	5	3	1	3	12
Jay	1	4	0	3	8	Wabash	6	2	1	2	11
Jefferson	3	2	1	2	8	Warren	1	0	0	0	1
Jennings	5	2	0	0	7	Warrick	1	1	0	0	2
Johnson	12	8	1	3	24	Washington	3	2	0	1	6
Knox	0	2	0	1	3	Wayne	5	2	3	0	10
Kosciusko	4	1	1	0	6	Wells	2	4	2	0	8
LaGrange	2	3	1	0	6	White	0	0	1	1	2
Lake	23	6	0	5	34	Whitley	0	3	0	1	4
LaPorte	6	7	1	1	15	Unknown	1	1	2	0	4
Lawrence	4	2	2	2	10	<b>Totals</b>	<b>497</b>	<b>289</b>	<b>90</b>	<b>141</b>	<b>1017</b>

This data excludes Temporary Moves, Safekeepers, Predispositions, Escapes, Deaths, releases from CTP and releases from Out of State Parole.

\*"Unknown" represents offenders who were sentenced to DOC, but County of Commitment data was unavailable.

Source: prisrel7.pgm

**Indiana Department of Correction**  
**Table 8**  
**The Number of Department of Correction Offenders**  
**Held in County Jails\***  
**May 01 , 2017**

<u>County</u>	<u>Adult Male</u>	<u>Adult Female</u>	<u>County</u>	<u>Adult Male</u>	<u>Adult Female</u>	<u>County</u>	<u>Adult Male</u>	<u>Adult Female</u>
Adams	1	0	Hendricks	4	0	Pike	2	0
Allen	16	8	Henry**	1	0	Porter	5	0
Bartholomew	1	1	Howard	2	1	Posey	0	0
Benton	0	0	Huntington	1	0	Pulaski**	1	0
Blackford**	2	0	Jackson	1	1	Putnam**	3	0
Boone	0	0	Jasper	0	0	Randolph	0	0
Brown	0	0	Jay	1	2	Ripley	3	0
Carroll	1	0	Jefferson	8	2	Rush	0	0
Cass	3	1	Jennings	5	1	St. Joseph	16	8
Clark	9	1	Johnson	2	3	Scott	3	1
Clay	4	0	Knox**	1	0	Shelby	6	2
Clinton	9	3	Kosciusko	1	0	Spencer**	0	0
Crawford**	0	0	LaGrange	1	0	Starke	2	0
Daviess	1	1	Lake	21	2	Steuben	2	0
Dearborn	2	1	LaPorte	4	1	Sullivan	1	0
Decatur	0	1	Lawrence	4	0	Switzerland	0	0
DeKalb	1	0	Madison	8	0	Tippecanoe	8	0
Delaware	3	0	Marion	22	7	Tipton	0	0
Dubois	1	0	Marshall	4	0	Union	1	0
Elkhart	19	5	Martin	1	1	Vanderburgh	13	3
Fayette	3	0	Miami	18	1	Vermillion	0	0
Floyd	3	0	Monroe	2	0	Vigo	5	0
Fountain	2	0	Montgomery	1	0	Wabash	0	1
Franklin	4	1	Morgan	4	0	Warren	0	0
Fulton	1	2	Newton	1	0	Warrick	1	0
Gibson	0	0	Noble	2	0	Washington	4	2
Grant	2	3	Ohio	2	0	Wayne	8	2
Greene	11	0	Orange**	3	3	Wells**	1	0
Hamilton	12	3	Owen	1	0	White	0	0
Hancock	3	0	Parke	1	1	Whitley	1	0
Harrison**	7	1	Perry	1	0	<b>Total</b>	<b>335</b>	<b>77</b>

\* Data is based on known frequencies reported by the counties, some county data may be missing

\*\* County Jail Substance Abuse Programs

SOURCE: Offender  
Movement

**Indiana Department of Correction**  
**Table 9**  
**Community Transition Program**  
**Average Daily Populations**

<u>Month</u>	<u>2013</u>	<u>2014</u>	<u>2015</u>	<u>2016</u>	<u>2017</u>
January	493	521	457	518	465
February	475	511	442	480	475
March	511	492	468	492	475
April	510	470	529	518	481
May	509	496	549	499	
June	522	504	539	469	
July	533	494	539	491	
August	495	475	559	496	
September	513	479	538	509	
October	527	484	564	478	
November	558	482	528	470	
December	<u>544</u>	<u>475</u>	<u>522</u>	<u>461</u>	
<b>YEARLY AVERAGE</b>	<b>516</b>	<b>490</b>	<b>519</b>	<b>490</b>	<b>474</b>

Source: CTP Database and OIS Warmbody

**Indiana Department Of Correction**  
**Table 10**  
**Community Transition Program**  
**April 2017 Release Information (Felony Level A-D)**

<b>Total number of offenders eligible to be released during April 2017 =</b>		<b>372</b>
Felony A and B total =	247	
Felony C total =	97	
Felony D total =	24	
Murder =	4	
<b>Total number of offenders transitioned to counties for CTP =</b>		<b>99</b>
By default (lack of response from judge)		
Felony A or B =	0	
Felony C =	13	
Felony D =	5	
By approval by court order from judge		
Felony A or B =	62	
Felony C =	12	
Felony D =	7	
Murder =	0	
<b>Total number of offenders transitioned to counties then returned to DOC due to refusal (court ordered denial upon receipt of offender) =</b>		<b>0</b>
<b>Total number of court ordered denials =</b>		<b>183</b>
Felony A or B =	111	
Felony C =	60	
Felony D =	10	
Murder =	2	
<b>Total number of Felony A or B, or Murder denials by default (no response from judge) =</b>		<b>61</b>
<b>Total number of offenders who became ineligible after eligibility determined but prior to CTP commencement date (reasons include change in Earliest Possible Release Date, change in warrant status, released to probation or to parole, other miscellaneous) =</b>		<b>27</b>
Felony A or B =	13	
Felony C =	12	
Felony D =	2	
Murder =	0	

**Indiana Department Of Correction**  
**Table 10**  
**Community Transition Program**  
**April 2017 Release Information (Felony Level 1-6)**

<b>Total number of offenders eligible to be released during April 2017 =</b>	<b>152</b>
Felony 1 and 2 total =	4
Felony 3 and 4 total =	35
Felony 5 and 6 total =	113
<b>Total number of offenders transitioned to counties for CTP =</b>	<b>42</b>
By default (lack of response from judge)	
Felony 1 and 2 total	0
Felony 3 and 4 total :	0
Felony 5 and 6 total :	10
By approval by court order from judge	
Felony 1 and 2 total	2
Felony 3 and 4 total :	8
Felony 5 and 6 total :	22
<b>Total number of offenders transitioned to counties then returned to DOC due to refusal (court ordered denial upon receipt of offender) =</b>	<b>0</b>
<b>Total number of court ordered denials =</b>	<b>80</b>
Felony 1 and 2 total =	0
Felony 3 and 4 total =	13
Felony 5 and 6 total =	67
<b>Total number of Felony 1 or 2, or Murder denials by default (no response from judge) =</b>	<b>0</b>
<b>Total number of offenders who became ineligible after eligibility determined but prior to CTP commencement date (reasons include change in Earliest Possible Release Date, change in warrant status, released to probation or to parole, other miscellaneous) =</b>	<b>20</b>
Felony 1 and 2 total =	2
Felony 3 and 4 total =	4
Felony 5 and 6 total =	14

Indiana Department of Correction  
 Table 11  
 Total Number of Felony Offenses  
 Committed to the Indiana Department of Correction

April 2017

Felony Level	Primary Offense	Secondary Offense	Apr-17		This Calendar Year	
			SEX		SEX	
			F	M	F	M
Murder	Murder (35-42-1-1)		-	7	3	31
<b>Murder Total</b>			-	7	3	31

Felony Level	Primary Offense	Secondary Offense	Apr-17		This Calendar Year	
			SEX		SEX	
			F	M	F	M
A Felony	Burglary (35-43-2-1)		-	-	-	1
	Child Molesting (35-42-4-3)		-	9	-	44
	Dealing Cocaine or Narcotic Drug (35-48-4-1)		-	4	3	16
	Dealing Methamphetamine (35-48-4-1.1)		-	2	1	2
	Dealing Sched I, II, or III Cntrl'd Sub (35-48-4-2)		-	3	2	5
	Neglect of a Dependent/Death (35-46-1-4)		-	-	-	1
	Possession of Cocaine or Narcotic Drug (35-48-4-6)		-	-	-	1
	Rape (35-42-4-1)		-	-	-	2
	Robbery (35-42-5-1)		1	2	1	8
	Voluntary Manslaughter (35-42-1-3)		-	1	1	3
<b>A Felony Total</b>			1	21	8	83

Felony Level	Primary Offense	Secondary Offense	Apr-17		This Calendar Year	
			SEX		SEX	
			F	M	F	M
B Felony	Aggravated Battery (35-42-2-1.5)		-	2	-	7
	Arson (35-43-1-1)		-	1	-	3
	Battery (35-42-2-1)		-	-	-	1
	Battery by Bodily Waste (35-42-2-6)		-	-	-	2
	Burglary (35-43-2-1)		8	24	19	103
	Carjacking (35-42-5-2)		-	-	-	2
	Child Molesting (35-42-4-3)		-	5	-	28
	Criminal Confinement (35-42-3-3)		-	-	-	9
	Criminal Deviate Conduct (35-42-4-2)		-	-	-	3
	Dealing Cocaine or Narcotic Drug (35-48-4-1)		1	10	14	59
	Dealing Methamphetamine (35-48-4-1.1)		-	15	8	48
	Dealing Sched I, II, or III Cntrl'd Sub (35-48-4-2)		2	6	13	31
	Fail to Stop Accident w/Injury (9-26-1-1)		-	-	-	2
	Felon in Possession of a Firearm (35-47-4-5)		1	5	1	22
	Incest (35-46-1-3)		-	-	1	1
	Neglect of a Dependent (35-46-1-4)		-	-	1	-
	Operating Vehicle Intoxicated/Death (9-30-5-5)		-	-	1	-
	Possession Methamphetamine (35-48-4-6.1)		-	-	1	5
	Possession of Cocaine or Narcotic Drug (35-48-4-6)		1	1	4	2
	Rape (35-42-4-1)		-	1	-	5
	Robbery (35-42-5-1)		1	6	2	46
	Sexual Misconduct with a Minor (35-42-4-9)		-	2	-	16
	Vicarious Sexual Gratification (35-42-4-5)		-	-	-	1
<b>B Felony Total</b>			14	78	65	396



Felony Level	Primary Offense	Secondary Offense	Apr-17		This Calendar Year	
			SEX		SEX	
			F	M	F	M
C Felony	Arson (35-43-1-1)		1	-	1	-
	Assisting a Criminal (35-44-3-2)		-	-	-	3
	Auto Theft, Receiving Stolen Parts (35-43-4-2.5)		-	-	-	1
	Battery (35-42-2-1)		1	11	2	33
	Battery by Bodily Waste (35-42-2-6)		-	-	1	-
	Burglary (35-43-2-1)		2	22	4	56
	Carrying Handgun w/o License (35-47-2-23)		-	-	-	5
	Child Exploitation (35-42-4-4)		-	-	-	5
	Child Molesting (35-42-4-3)		-	4	1	31
	Child Seduction (35-42-4-7)		-	-	1	-
	Corrupt Business Influence (35-45-6-2)		2	1	3	4
	Criminal Confinement (35-42-3-3)		-	-	-	3
	Criminal Recklessness (35-42-2-2)		-	2	-	5
	Dealing Marijuana, Hash Oil, or Hashish (35-48-4-10)		-	-	-	2
	Dealing/Poss. Look-Alike Subs (35-48-4-4.6)		1	-	1	1
	Escape/Failure to Return (35-44-3-5)		-	1	-	3
	Failure to Register as a Sex Offender (11-8-8-17)		-	2	-	5
	Firearm w/in One Mile of School (35-47-2-1)		-	-	-	5
	Forgery (35-43-5-2)		6	12	24	32
	Fraud on Financial Institution (35-43-5-8)		-	-	4	2
	Handgun Violation (35-47-2-7)		-	-	1	3
	Intimidation (35-45-2-1)		-	2	-	13
	Neglect of a Dependent (35-46-1-4)		-	-	-	6
	Non-Support of Dependent Child (35-46-1-5)		-	6	2	21
	Obliterating Handgun I.D. (35-47-2-18)		-	-	-	2
	Operating Vehicle Intoxicated/Death (9-30-5-5)		-	-	-	1
	Operating Vehicle w/Lifetime Suspension (9-30-10-17)		-	5	-	18
	Operating Vehicle-Habitual Violation (9-30-10-16)		-	-	-	1
	Possession Methamphetamine (35-48-4-6.1)		1	3	2	4
	Possession of Cocaine or Narcotic Drug (35-48-4-6)		1	2	2	10
	Possession of Controlled Substance (35-48-4-7)		-	1	-	4
	Possession of Precursors (35-48-4-14.5)		-	-	1	4
	Promoting Prostitution (35-45-4-4)		-	-	-	2
	Reckless Homicide (35-42-1-5)		1	-	1	3
	Robbery (35-42-5-1)		-	3	2	15
	Security Fraud (23-19-5-1)		-	-	-	1
	Sexual Battery (35-42-4-8)		-	-	-	2
	Sexual Misconduct with a Minor (35-42-4-9)		-	4	-	13
	Stalking (35-45-10-5)		-	-	-	1
	Theft, Receiving Stolen Property (35-43-4-2)		1	-	2	2
	Trafficking with an Inmate (35-44-3-9)		-	-	2	1
	Welfare Fraud (35-43-5-7)		1	-	2	1
C Felony Total			18	81	59	324

Felony Level	Primary Offense	Secondary Offense	Apr-17		This Calendar Year	
			SEX		SEX	
			F	M	F	M
D Felony	Accident/Failure to Stop-Serious Inj/Death (9-26-1-8)		-	-	-	1
	Arson (35-43-1-1)		-	-	1	1
	Attempt to Commit a Felony (35-41-5-1)	Theft, Receiving Stolen Property (35-43-4-2)	-	1	-	2
	Auto Theft, Receiving Stolen Parts (35-43-4-2.5)		1	1	2	10
	Battery (35-42-2-1)		-	-	-	6
	Battery by Bodily Waste (35-42-2-6)		-	-	-	4
	Check Fraud (35-43-5-12)		-	-	-	6
	Child Exploitation (35-42-4-4)		-	-	-	1
	Child Solicitation (35-42-4-6)		-	1	-	2
	Criminal Confinement (35-42-3-3)		-	-	-	4
	Criminal Gang Activity (35-45-9-3)		-	1	-	2
	Criminal Mischief (35-43-1-2)		-	1	-	1
	Criminal Recklessness (35-42-2-2)		-	6	-	15
	Cultivation of Marijuana (35-48-4-1)		-	-	-	1
	Dealing Counterfeit Substance (35-48-4-5)		-	-	-	2
	Dealing Marijuana, Hash Oil, or Hashish (35-48-4-10)		-	1	1	5
	Dealing Subs. Represent as Cntrl'd Subs. (35-48-4-4.5)		-	-	-	1
	Dissemination of Matter Harmful to Minor (35-49-3-3)		-	3	-	4
	Domestic Battery (35-42-2-1.3)		-	2	-	8
	Driving While Suspended/Oper Veh HTV (9-30-10-16)		-	5	-	14
	Dump Controlled Substance Waste (38-48-4-4.1)		-	-	-	1
	Exploit Endangered Adult (35-46-1-12)		-	1	-	1
	Fail to Stop Accident w/Injury (9-26-1-1)		-	2	-	3
	Failure to Register as a Sex Offender (11-8-8-17)		-	1	-	3
	Failure to Return to Lawful Detention (35-44-3-5)		-	1	1	11
	Failure to Warn Comm Disease (35-42-1-9)		-	-	-	1
	Forgery, Counterfeit (35-43-5-2)		-	-	1	2
	Fraud (35-43-5-4)		-	2	5	9
	Identity Deception (35-43-5-3.5)		-	-	3	2
	Intimidation (35-45-2-1)		-	1	-	4
	Invasion of Privacy (35-46-1-15.1)		-	-	1	-
	Maintaining a Common Nuisance (35-48-4-13)		-	3	4	14
	Neglect of a Dependent (35-46-1-4)		-	-	2	3
	Non-Support of a Child (35-46-1-5)		1	4	1	20
	Operating Vehicle Intox-Prior (9-30-5-3)		1	2	1	19
	Operating Vehicle Intoxicated-Contrld Sub (9-30-5-1)		-	-	1	1
	Operating Vehicle Intoxicated-Endanger (9-30-5-2)		-	-	2	1
	Operating Vehicle Intoxicated-Serious Injury (9-30-5-4)		-	2	-	8
	Perjury (35-44-2-1)		1	-	1	-
	Pointing a Firearm (35-47-4-3)		-	1	-	3
	Poss. of Marijuana, Hash Oil, or Hashish (35-48-4-11)		-	-	3	6
	Possession - Syringe/Needle (16-42-19-18)		-	1	5	2
	Possession of Cocaine or Narcotic Drug (35-48-4-6)		1	3	3	11
	Possession of Controlled Substance (35-48-4-7)		1	5	3	20
	Possession of Methamp Subst Tax (6-7-3-11-B)		-	-	-	1
	Possession of Methamphetamine (35-48-4-6.1)		-	1	4	10
	Possession of Precursors (35-48-4-14.5)		-	3	3	8
	Possession/Use of Legend Drug (16-42-19-13)		-	-	-	1
	Prostitution (35-45-4-2)		-	-	1	-
	Residential Entry (35-43-2-1.5)		-	-	1	6
	Resisting Law Enforcement (35-44-3-3)		1	2	1	13
	Sexual Battery (35-42-4-8)		-	-	-	3
	Sexual Misconduct with a Minor (35-42-4-9)		-	-	-	2
	Strangulation (35-42-2-9)		-	2	-	8
	Synthetic ID Deception (35-43-5-3.8)		-	-	-	1
	Theft, Receiving Stolen Property (35-43-4-2)		9	22	39	101
	UNLAWFUL POSSESSION OF SMOKING INSTRUMENT (16-42-19-17)		-	-	-	1
	Welfare Fraud (35-43-5-7)		-	-	1	2
D Felony Total			16	81	91	392

Felony Level	Primary Offense	Secondary Offense	Apr-17		This Calendar Year	
			SEX		SEX	
			F	M	F	M
Level 1 Felony	Aggravated Battery (35-42-2-1.5)		-	1	-	1
	Aiding, Inducing or Causing an Offense (35-41-2-4)	Child Molesting (35-42-4-3)	2	-	2	-
	Attempt to Commit a Felony (35-41-5-1)	Murder (35-42-1-1)	-	2	1	14
		Rape (35-42-4-1)	-	-	-	1
	Burglary (35-43-2-1)		-	1	-	2
	Child Molesting (35-42-4-3)		-	12	1	40
	Conspiracy (35-41-5-2)	Child Molesting (35-42-4-3)	-	-	1	-
		Murder (35-42-1-1)	-	1	-	1
	Neglect of a Dependent/Death (35-46-1-4)		1	-	3	3
	Rape (35-42-4-1)		-	1	-	4
Level 1 Felony Total			3	18	8	66

Felony Level	Primary Offense	Secondary Offense	Apr-17		This Calendar Year	
			SEX		SEX	
			F	M	F	M
Level 2 Felony	Aiding, Inducing or Causing an Offense (35-41-2-4)	Dealing Methamphetamine (35-48-4-1.1)	-	-	-	1
		Robbery (35-42-5-1)	-	-	-	2
		Voluntary Manslaughter (35-42-1-3)	-	-	-	1
	Attempt to Commit a Felony (35-41-5-1)	Dealing Methamphetamine (35-48-4-1.1)	1	-	1	-
		Robbery (35-42-5-1)	-	-	-	2
		Voluntary Manslaughter (35-42-1-3)	-	-	-	1
	Battery (35-42-2-1)		-	1	-	1
	Burglary (35-43-2-1)		-	2	-	9
	Child Molesting (35-42-4-3)		-	-	-	1
	Conspiracy (35-41-5-2)	Burglary (35-43-2-1)	-	1	-	2
		Dealing Cocaine or Narcotic Drug (35-48-4-1)	-	-	1	-
		Dealing Methamphetamine (35-48-4-1.1)	-	1	1	1
		Robbery (35-42-5-1)	-	-	1	1
	Dealing Cocaine or Narcotic Drug (35-48-4-1)		2	6	4	42
	Dealing Methamphetamine (35-48-4-1.1)		-	9	12	39
	Dealing Sched I, II, or III Cntrl'd Sub (35-48-4-2)		-	-	-	2
	Kidnapping (35-42-3-2)		-	-	-	1
	Robbery (35-42-5-1)		1	2	1	10
	Voluntary Manslaughter (35-42-1-3)		-	1	1	7
Level 2 Felony Total			4	23	22	123

Felony Level	Primary Offense	Secondary Offense	Apr-17		This Calendar Year	
			SEX		SEX	
			F	M	F	M
Level 3 Felony	Accident/Failure to Stop-Serious Inj/Death (9-26-1-1.1)		-	-	2	2
	Aggravated Battery (35-42-2-1.5)		3	8	3	24
	Aiding, Inducing or Causing an Offense (35-41-2-4)	Neglect of a Dependent/Death (35-46-1-4)	-	-	1	-
		Robbery (35-42-5-1)	-	-	1	2
	Arson (35-43-1-1)		-	1	-	1
	Attempt to Commit a Felony (35-41-5-1)	Aggravated Battery (35-42-2-1.5)	-	-	-	2
		Robbery (35-42-5-1)	-	-	-	4
	Battery (35-42-2-1)		-	-	-	3
	Burglary (35-43-2-1)		-	5	-	7
	Child Molesting (35-42-4-3)		-	4	-	17
	Conspiracy (35-41-5-2)	Aggravated Battery (35-42-2-1.5)	-	-	-	1
		Criminal Confinement (35-42-3-3)	1	-	1	1
		Dealing Cocaine or Narcotic Drug (35-48-4-1)	-	1	-	1
		Robbery (35-42-5-1)	-	1	2	4
	Criminal Confinement (35-42-3-3)		3	5	3	21
	Dealing Cocaine or Narcotic Drug (35-48-4-1)		-	6	2	18
	Dealing Methamphetamine (35-48-4-1.1)		1	7	6	20
	Dealing Sched I, II, or III Cntrl'd Sub (35-48-4-2)		-	-	4	2
	Dealing Sched IV Cntrl'd Sub (35-48-4-3)		-	-	-	1
	Human Sexual Trafficking (35-42-3.5-1)		2	-	3	-
	Kidnapping (35-42-3-2)		-	2	-	3
	Neglect of a Dependent/Death (35-46-1-4)		1	-	3	1
	Possession of Cocaine or Narcotic Drug (35-48-4-6)		-	2	1	6
	Possession of Methamphetamine (35-48-4-6.1)		1	4	4	11
	Rape (35-42-4-1)		1	2	1	14
	Resisting Law Enforcement (35-44.1-3-1)		-	-	-	2
	Robbery (35-42-5-1)		3	30	8	109
Level 3 Felony Total			16	78	45	277

Felony Level	Primary Offense	Secondary Offense	Apr-17		This Calendar Year	
			SEX		SEX	
			F	M	F	M
Level 4 Felony	Aiding, Inducing or Causing an Offense (35-41-2-4)	AIDING/ROBBERY WITH ARMED FORCE OR	2	-	2	-
		Arson (35-43-1-1)	1	-	1	-
	Arson (35-43-1-1)	BURGLARY (35-43-2-1)	-	3	-	3
		Child Molesting (35-42-4-3)	-	-	-	2
	Attempt to Commit a Felony (35-41-5-1)	Dealing Methamphetamine (35-48-4-1.1)	-	-	3	-
		BURGLARY (35-43-2-1)	-	3	3	7
	BURGLARY (35-43-2-1)	Child Molesting (35-42-4-3)	-	-	1	3
		Dealing Methamphetamine (35-48-4-1.1)	-	1	1	1
	Child Molesting (35-42-4-3)	BURGLARY (35-43-2-1)	8	27	24	104
	Child Solicitation (35-42-4-6)	Dealing Cocaine or Narcotic Drug (35-48-4-1)	-	8	-	57
	Conspiracy (35-41-5-2)	Dealing Methamphetamine (35-48-4-1.1)	-	-	-	1
		BURGLARY (35-43-2-1)	-	1	1	2
	Dealing Cocaine or Narcotic Drug (35-48-4-1)	Dealing Cocaine or Narcotic Drug (35-48-4-1)	-	-	1	2
		Dealing Methamphetamine (35-48-4-1.1)	1	-	1	-
	Dealing Methamphetamine (35-48-4-1.1)	Dealing Methamphetamine (35-48-4-1.1)	5	7	12	42
	Dealing Sched I, II, or III Cntrld Sub (35-48-4-2)	Dealing Methamphetamine (35-48-4-1.1)	11	12	25	50
	Dealing Sched IV Controlled Substance (35-48-4-3)	Dealing Sched I, II, or III Cntrld Sub (35-48-4-2)	-	2	4	9
	Felon in Possession of a Firearm (35-47-4-5)	Dealing Sched IV Controlled Substance (35-48-4-3)	-	-	-	1
	Operating Vehicle Intoxicated/Death (9-30-5-5)	Felon in Possession of a Firearm (35-47-4-5)	1	20	2	95
	POSSESSION OF DANGEROUS DEVICE (35-44.1-3-7)	Operating Vehicle Intoxicated/Death (9-30-5-5)	-	3	1	3
		POSSESSION OF DANGEROUS DEVICE (35-44.1-3-7)	-	1	-	3
	Possession of Cocaine or Narcotic Drug (35-48-4-6)	Possession of Cocaine or Narcotic Drug (35-48-4-6)	-	-	4	4
	Possession of Methamphetamine (35-48-4-6.1)	Possession of Methamphetamine (35-48-4-6.1)	-	1	1	10
	Promoting Prostitution, under 18 (35-45-4-4)	Promoting Prostitution, under 18 (35-45-4-4)	-	1	-	2
	Sexual Battery (35-42-4-8)	Sexual Battery (35-42-4-8)	-	1	-	1
	Sexual Misconduct with a Minor (35-42-4-9)	Sexual Misconduct with a Minor (35-42-4-9)	-	3	3	28
	Stalking (35-45-10-5)	Stalking (35-45-10-5)	-	-	-	2
	Vicarious Sexual Gratification (35-42-4-5)	Vicarious Sexual Gratification (35-42-4-5)	-	-	-	2
Level 4 Felony Total			29	94	90	435

Felony Level	Primary Offense	Secondary Offense	Apr-17		This Calendar Year	
			SEX		SEX	
			F	M	F	M
Level 5 Felony	ASSISTING A CRIMINAL (35-44.1-2-5)	ASSISTING A CRIMINAL (35-44.1-2-5)	-	-	-	2
		Accident/Failure to Stop-Serious Inj/Death (9-26-1-8)	-	-	-	2
	Aiding, Inducing or Causing an Offense (35-41-2-4)	Aiding, Inducing or Causing an Offense (35-41-2-4)	-	-	-	1
		BURGLARY (35-43-2-1)	-	-	-	1
	Attempt to Commit a Felony (35-41-5-1)	Child Exploitation (35-42-4-4)	-	-	-	1
		DEALING IN METHAMPHETAMINE (35-48-4-1)	1	2	2	4
	BURGLARY (35-43-2-1)	Dealing Cocaine or Narcotic Drug (35-48-4-1)	1	-	1	1
		ESCAPE (35-44.1-3-4)	-	-	1	1
	CRIMINAL CONFINEMENT (35-42-3-3)	Robbery (35-42-5-1)	-	-	1	1
		TRAFFICKING WITH AN INMATE (35-44.1-3-5)	-	-	-	1
	Child Exploitation (35-42-4-4)	BURGLARY (35-43-2-1)	-	2	-	6
		DEALING IN METHAMPHETAMINE (35-48-4-1)	-	-	1	1
	Child Solicitation (35-42-4-6)	ESCAPE (35-44.1-3-4)	-	1	-	2
		Fraud on Financial Institution (35-43-5-8)	-	-	2	-
	Conspiracy (35-41-5-2)	Robbery (35-42-5-1)	-	-	1	1
		BATTERY (35-42-2-1)	2	43	18	147
	BURGLARY (35-43-2-1)	BURGLARY (35-43-2-1)	2	40	6	158
		Bribery (35-44.1-1-2)	-	-	-	1
	CRIMINAL CONFINEMENT (35-42-3-3)	CRIMINAL CONFINEMENT (35-42-3-3)	-	4	-	16
		Child Exploitation (35-42-4-4)	-	5	-	11
	Child Solicitation (35-42-4-6)	Child Solicitation (35-42-4-6)	-	2	1	9
		Conspiracy (35-41-5-2)	BURGLARY (35-43-2-1)	-	-	-
	Controlled Substance Registration (35-48-4-14)	CRIMINAL CONFINEMENT (35-42-3-3)	1	-	1	-
		Conversion (35-43-4-3)	DEALING IN METHAMPHETAMINE (35-48-4-1)	-	-	1
	Corrupt Business Influence (35-45-6-2)	Dealing Cocaine or Narcotic Drug (35-48-4-1)	-	1	-	4
		Criminal Recklessness (35-42-2-2)	Dealing Marijuana, Hash Oil, or Hashish (35-48-4-1)	-	-	-
	Conversion (35-43-4-3)	Dealing Methamphetamine (35-48-4-1.1)	-	1	-	1
		Corrupt Business Influence (35-45-6-2)	Fraud on Financial Institution (35-43-5-8)	-	-	-
	Criminal Recklessness (35-42-2-2)	Intimidation (35-45-2-1)	-	-	1	-
		Controlled Substance Registration (35-48-4-14)	Robbery (35-42-5-1)	-	-	-
	Conversion (35-43-4-3)	TRAFFICKING WITH AN INMATE (35-44.1-3-5)	-	-	-	1
		Corrupt Business Influence (35-45-6-2)	-	-	-	1
Criminal Recklessness (35-42-2-2)	Conversion (35-43-4-3)	-	1	-	1	
	Controlled Substance Registration (35-48-4-14)	-	1	3	8	
Controlled Substance Registration (35-48-4-14)	Criminal Recklessness (35-42-2-2)	-	-	1	7	
	Conversion (35-43-4-3)	-	-	-	1	

Felony Level	Primary Offense	Secondary Offense	Apr-17		This Calendar Year	
			SEX		SEX	
			F	M	F	M
Level 5 Felony	DEALING IN METHAMPHETAMINE (35-48-4-1.1)		13	18	26	83
Cont.	Dangerous Control of a Handgun (35-47-10-6)		-	-	-	1
	Dealing Cocaine or Narcotic Drug (35-48-4-1)		7	7	19	62
	Dealing Marijuana, Hash Oil, or Hashish (35-48-4-10)		-	1	-	2
	Dealing Methamphetamine (35-48-4-1.1)		6	5	13	34
	Dealing Sched I, II, or III Cntrlrd Sub (35-48-4-2)		5	1	9	7
	Dealing Sched IV Cntrlrd Sub (35-48-4-3)		-	-	2	3
	Dealing Sched V Controlled Substance (35-48-4-4)		-	1	-	1
	Dealing/Poss. Look-Alike Subs (35-48-4-4.6)		-	1	3	4
	Disarm/Attempt to Disarm an Officer (35-44.1-3-2)		-	1	-	3
	Domestic Battery (35-42-2-1.3)		-	7	3	18
	Driving Suspended/Death (9-24-19-4)		-	-	-	1
	ESCAPE (35-44.1-3-4)		1	5	2	15
	Failure to Register as a Sex Offender (11-8-8-17)		-	6	-	29
	Firearm w/in One Mile of School (35-47-2-1)		1	17	3	103
	Fraud on Financial Institution (35-43-5-8)		4	3	8	12
	Home Improvement Fraud (35-43-6-12)		-	-	-	2
	Insurance Fraud (35-43-5-4.5)		-	-	-	1
	Intimidation (35-45-2-1)		-	6	2	25
	Kidnapping (35-42-3-2)		-	3	-	6
	Neglect of a Dependent/Death (35-46-1-4)		2	2	10	4
	Non-Support of Dependent Child (35-46-1-5)		-	-	1	3
	OP VEH AFT LIFE SUSP (9-30-10-17)		1	17	2	93
		Habitual Offender Controlled Substance (35-50-2-1)	-	-	-	1
	Obliterating Handgun I.D. (35-47-2-18)		-	1	-	3
	Operating Vehicle Intoxicated-Contrlrd Sub (9-30-5-1)		-	-	-	2
	Operating Vehicle Intoxicated/Death (9-30-5-5)		1	1	1	2
	Operating Vehicle Intoxicated/Injury (9-30-5-4)		-	1	1	1
	POSSESSION OF SYRINGES OR NEEDLES 16-42-19-18		-	3	5	8
	Possession OF Dangerous Device (35-44.1-3-7)		-	-	1	6
	Possession of Cocaine or Narcotic Drug 35-48-4-6		2	7	7	34
	Promoting Prostitution (35-45-4-4)		-	-	-	2
	Reckless Homicide (35-42-1-5)		-	-	-	5
	Resisting Law Enforcement (35-44.1-3-1)		-	-	-	2
	Robbery (35-42-5-1)		1	11	3	49
	Sexual Misconduct with a Minor (35-42-4-9)		-	5	1	26
	Stalking (35-45-10-5)		-	2	-	6
	Synthetic ID Deception (35-43-5-3.8)		-	-	-	1
	TRAFFICKING WITH AN INMATE (35-44.1-3-5)		1	1	6	3
	Theft, Receiving Stolen Property (35-43-4-2)		1	-	2	2
	Unlawful Transfer of Handgun Ownership (35-47-2-7(B))		-	1	-	1
Level 5 Felony Total			53	237	171	1062

Felony Level	Primary Offense	Secondary Offense	Apr-17		This Calendar Year	
			SEX		SEX	
			F	M	F	M
Level 6 Felony	AIDING IN MANUFACTURE OF SCH II CONT SUB (35-48-4-2)		1	-	1	1
	Accident/Failure to Stop-Serious Inj/Death (9-26-1-8)		-	-	-	1
	Aiding, Inducing or Causing an Offense (35-41-2-4)	Maintaining Common Nuisance (35-48-4-13)	-	-	1	-
		RESIDENTIAL ENTRY (35-43-2-1.5)	-	-	-	1
	Assisting a Criminal (35-44.1-2-5)		-	-	2	1
	Attempt to Commit a Felony (35-41-5-1)	Auto Theft, Receiving Stolen Parts (35-43-4-2.5)	-	-	-	1
		FORGERY,COUNTERFEITING,APPLICATION	-	-	-	1
		Insurance Fraud (35-43-5-4.5)	1	-	1	-
		Theft, Receiving Stolen Property (35-43-4-2)	-	1	-	1
	Auto Theft, Receiving Stolen Parts (35-43-4-2.5)		-	12	2	46
	BATTERY 35-42-2-1		-	5	4	30
	CHECK DECEPTION (35-43-5-5)		-	-	-	1
	CRIMINAL CONFINEMENT (35-42-3-3)		-	6	-	27
	CRIMINAL RECKLESSNES (35-42-2-2)		1	8	1	22
	Check Fraud (35-43-5-12)		-	-	-	1
	Child Exploitation (35-42-4-4)		-	-	-	4
	Conversion (35-43-4-3)		-	1	-	1
	Criminal Confinement (35-42-3-3)		-	5	-	9
	Criminal Gang Activity (35-45-9-3)		-	1	-	1
	DANGER COMM DIS CARRIER INT FAIL TO WARNING (35-45-21-3)		-	-	-	1
	DUMPING CONTROLLED SUBSTANCE WASTE (35-48-4-4.1)		-	-	-	1
	Dealing Counterfeit Substance (35-48-4-5)		-	-	-	1
	Dealing Marijuana, Hash Oil, or Hashish (35-48-4-10)		-	2	2	8
	Dealing Marijuana, Hash Oil, or Hashish (35-48-4-2A-1)		-	-	1	1
	Dealing Sched I, II, or III Cntrlrd Sub (35-48-4-2(A))		-	-	-	1
	Dealing Sched IV Cntrlrd Sub (35-48-4-3)		-	-	1	1
	Dealing Subs. Represent as Cntrlrd Subs. (35-48-4-4.5)		-	1	1	1
	Dealing/Poss. Look-Alike Subs (35-48-4-10.5)		-	-	1	-
	Dealing/Poss. Look-Alike Subs (35-48-4-11.5)		-	1	-	2
	ESCAPE 35-44.1-3-4		4	17	10	54
	FAIL TO REGR SEX OFF (11-8-8-17)		-	3	-	11
	FAILURE TO APPEAR (35-44.1-2-9)		-	2	1	9
	FORGERY,COUNTERFEITING,APPLICATION FRAUD (35-43-5-2)		3	10	13	19

Felony Level	Primary Offense	Secondary Offense	Apr-17		This Calendar Year	
			SEX		SEX	
			F	M	F	M
Level 6 Felony	Failure to Return to Acc Result Serious Inj (9-26-1-1(2))		-	1	-	4
Cont.	HABITUAL VEHICULAR SUBST OFFENDER ENHANCE (9-30-15-5-2)		1	-	1	-
	INTIMIDATION (35-45-2-1)		-	9	-	29
	INVASION OF PRIVACY (35-46-1-15.1)		-	2	1	19
	Identity Deception (35-43-5-3.5)		4	2	4	11
	Insurance Fraud (35-43-5-4.5)		1	2	3	8
	Interfering w/ Law Enforcement Animal (35-46-3-11(A))		-	-	-	1
	Maintaining Common Nuisance (35-48-4-13)		4	4	10	25
	Neglect of a Dependent/Death (35-46-1-4)		6	3	14	6
	Non-Support of Dependent Child (35-46-1-5)		-	-	1	2
	OPER VEHICLE - INTOX - PREV CONVICTION (9-30-5-3)		-	6	-	17
	Obstruction of Justice (35-44.1-2-2)		-	-	2	10
	Operating Vehicle Intoxicated-Contrld Sub (9-30-5-1)		-	-	3	2
	Operating Vehicle Intoxicated-Endanger (9-30-5-2)		3	8	7	24
		Habitual Offender Controlled Substance (35-50-2-1)	-	1	-	1
	Operating Vehicle Intoxicated/Injury (9-30-5-4)		-	1	-	1
	Operating Vehicle-Habitual Violation (9-30-10-16)		-	8	2	19
	PERJURY (35-44.1-2-1)		-	1	-	3
	POSS PARAPHERNALIA (35-48-4-8.3)		-	1	-	2
	POSSESS PRECURSORS (35-48-4-14.5)		-	1	-	8
	POSSESSION OF SYRINGES OR NEEDLES (16-42-19-18)		7	14	15	38
	POSSESSION OR USE OF LEGEND DRUG (16-42-19-13)		-	3	2	6
	PROSTITUTION (35-45-4-2)		-	-	2	-
	Pointing a Firearm (35-47-4-3)		1	1	1	7
	Possession Sched IV Contrld Sub w/in 1,000 ft (35-48-4-7)		1	1	1	1
	Possession of Cocaine or Narcotic Drug (35-48-4-6)		5	12	15	36
	Possession of Marijuana (35-48-4-11)		-	-	-	2
	Possession of Methamphetamine (35-48-4-6.1)		8	19	15	65
	RESIDENTIAL ENTRY (35-43-2-1.5)		1	5	4	16
	RESISTING LAW ENFORC (35-44.1-3-1)		1	12	2	65
	Sex Offender Residency Restrictions (35-42-4-11)		-	-	-	1
	Sex Offender without Identification (11-8-8-15)		-	1	-	1
	Sexual Battery (35-42-4-8)		-	2	-	7
	Sexual Conduct in Presence of a Minor (35-42-4-5c)		-	-	1	-
	Sexual Misconduct with a Minor (35-42-4-9)		-	-	1	-
	Stalking (35-45-10-5)		-	-	-	1
	Strangulation (35-42-2-9)		-	1	-	15
	Synthetic ID Deception (35-43-5-3.8)		1	-	1	-
	Theft, Receiving Stolen Property (35-43-4-2)		10	34	30	114
<b>Level 6 Felony Total</b>			<b>64</b>	<b>230</b>	<b>180</b>	<b>826</b>

Felony Level	Primary Offense	Secondary Offense	Apr-17		This Calendar Year	
			SEX		SEX	
			F	M	F	M
	FIREARM ENHANCEMENT (35-50-2-13)		-	2	1	4
	Habitual Offender (35-50-2-8)		-	-	-	2
	Habitual Offender Controlled Substance (35-50-2-10)		-	1	1	8
	REPEAT SEXUAL OFFENDER ENHANCEMENT 35-50-2-14		-	1	-	1
<b>Habitual Off Total</b>			<b>-</b>	<b>4</b>	<b>2</b>	<b>15</b>

Grand Total	Apr-17		This Calendar Year	
	SEX		SEX	
	F	M	F	M
	<b>218</b>	<b>952</b>	<b>744</b>	<b>4030</b>

Note: Offense data may not be available for all offenders at the time this table was prepared.

Only new commitments and probation violations are reported on this table.

Parole and Community Transition Program violators are excluded on this table.

Source: SAS - all.citations\_mso.pgm

Indiana Department of Correction  
 Table 12  
 Number of New Admissions by Most Serious Offense  
 Committed to the Indiana Department of Correction

April 2017

Felony Level	Primary Offense	Secondary Offense	Apr-17		This Calendar Year	
			SEX		SEX	
			F	M	F	M
A Felony	Burglary (35-43-2-1)		-	-	-	1
	Child Molesting (35-42-4-3)		-	4	-	23
	Dealing Cocaine or Narcotic Drug (35-48-4-1)		-	4	3	15
	Dealing Methamphetamine (35-48-4-1.1)		-	2	1	2
	Dealing Sched I, II, or III Cntrl'd Sub (35-48-4-2)		-	3	2	5
	Neglect of a Dependent/Death (35-46-1-4)		-	-	-	1
	Possession of Cocaine or Narcotic Drug (35-48-4-6)		-	-	-	1
	Robbery (35-42-5-1)		1	2	1	7
	Voluntary Manslaughter (35-42-1-3)		-	1	1	2
<b>A Felony Total</b>			<b>1</b>	<b>16</b>	<b>8</b>	<b>57</b>

Felony Level	Primary Offense	Secondary Offense	Apr-17		This Calendar Year	
			SEX		SEX	
			F	M	F	M
B Felony	Aggravated Battery (35-42-2-1.5)		-	2	-	6
	Arson (35-43-1-1)		-	1	-	3
	Battery (35-42-2-1)		-	-	-	1
	Battery by Bodily Waste (35-42-2-6)		-	-	-	1
	Burglary (35-43-2-1)		5	21	16	81
	Carjacking (35-42-5-2)		-	-	-	1
	Child Molesting (35-42-4-3)		-	5	-	19
	Criminal Confinement (35-42-3-3)		-	-	-	7
	Criminal Deviate Conduct (35-42-4-2)		-	-	-	1
	Dealing Cocaine or Narcotic Drug (35-48-4-1)		1	7	12	50
	Dealing Methamphetamine (35-48-4-1.1)		-	13	8	42
	Dealing Sched I, II, or III Cntrl'd Sub (35-48-4-2)		2	4	13	27
	Fail to Stop Accident w/Injury (9-26-1-1)		-	-	-	2
	Felon in Possession of a Firearm (35-47-4-5)		1	2	1	18
	Incest (35-46-1-3)		-	-	1	-
	Neglect of a Dependent (35-46-1-4)		-	-	1	-
	Operating Vehicle Intoxicated/Death (9-30-5-5)		-	-	1	-
	Possession Methamphetamine (35-48-4-6.1)		-	-	1	5
	Possession of Cocaine or Narcotic Drug (35-48-4-6)		1	1	3	2
	Rape (35-42-4-1)		-	1	-	4
	Robbery (35-42-5-1)		1	6	2	40
	Sexual Misconduct with a Minor (35-42-4-9)		-	2	-	14
	Vicarious Sexual Gratification (35-42-4-5)		-	-	-	1
<b>B Felony Total</b>			<b>11</b>	<b>65</b>	<b>59</b>	<b>325</b>

Felony Level	Primary Offense	Secondary Offense	Apr-17		This Calendar Year	
			SEX		SEX	
			F	M	F	M
C Felony	Arson (35-43-1-1)		1	-	1	-
	Assisting a Criminal (35-44-3-2)		-	-	-	3
	Auto Theft, Receiving Stolen Parts (35-43-4-2.5)		-	-	-	1
	Battery (35-42-2-1)		1	7	2	21
	Battery by Bodily Waste (35-42-2-6)		-	-	1	-
	Burglary (35-43-2-1)		2	13	4	41
	Carrying Handgun w/o License (35-47-2-23)		-	-	-	3
	Child Exploitation (35-42-4-4)		-	-	-	3
	Child Molesting (35-42-4-3)		-	4	1	21
	Child Seduction (35-42-4-7)		-	-	1	-
	Corrupt Business Influence (35-45-6-2)		-	1	1	4
	Criminal Confinement (35-42-3-3)		-	-	-	3
	Criminal Recklessness (35-42-2-2)		-	1	-	4
	Dealing Marijuana, Hash Oil, or Hashish (35-48-4-10)		-	-	-	2
	Dealing/Poss. Look-Alike Subs (35-48-4-4.6)		1	-	1	1
	Escape/Failure to Return (35-44-3-5)		-	1	-	2
	Failure to Register as a Sex Offender (11-8-8-17)		-	-	-	2
	Firearm w/in One Mile of School (35-47-2-1)		-	-	-	5
	Forgery (35-43-5-2)		2	6	20	25
	Fraud on Financial Institution (35-43-5-8)		-	-	4	1
	Handgun Violation (35-47-2-7)		-	-	-	1
	Intimidation (35-45-2-1)		-	1	-	9
	Neglect of a Dependent (35-46-1-4)		-	-	-	2
	Non-Support of Dependent Child (35-46-1-5)		-	5	2	18
	Operating Vehicle w/Lifetime Suspension (9-30-10-17)		-	4	-	15
	Operating Vehicle-Habitual Violation (9-30-10-16)		-	-	-	1
	Possession Methamphetamine (35-48-4-6.1)		1	3	2	4
	Possession of Cocaine or Narcotic Drug (35-48-4-6)		1	2	2	5
	Possession of Controlled Substance (35-48-4-7)		-	1	-	4
	Possession of Precursors (35-48-4-14.5)		-	-	1	3
	Promoting Prostitution (35-45-4-4)		-	-	-	2
	Reckless Homicide (35-42-1-5)		-	-	-	2
	Robbery (35-42-5-1)		-	3	2	11
	Security Fraud (23-19-5-1)		-	-	-	1
	Sexual Battery (35-42-4-8)		-	-	-	1
	Sexual Misconduct with a Minor (35-42-4-9)		-	2	-	8
	Stalking (35-45-10-5)		-	-	-	1
	Theft, Receiving Stolen Property (35-43-4-2)		1	-	1	1
	Trafficking with an Inmate (35-44-3-9)		-	-	2	-
	Welfare Fraud (35-43-5-7)		1	-	2	-
C Felony Total			11	54	50	231



Felony Level	Primary Offense	Secondary Offense	Apr-17		This Calendar Year	
			SEX		SEX	
			F	M	F	M
D Felony	Arson (35-43-1-1)		-	-	1	1
	Auto Theft, Receiving Stolen Parts (35-43-4-2.5)		-	1	-	2
	Battery (35-42-2-1)		-	-	-	2
	Battery by Bodily Waste (35-42-2-6)		-	-	-	2
	Child Solicitation (35-42-4-6)		-	1	-	1
	Criminal Confinement (35-42-3-3)		-	-	-	2
	Criminal Mischief (35-43-1-2)		-	1	-	1
	Criminal Recklessness (35-42-2-2)		-	-	-	5
	Cultivation of Marijuana (35-48-4-1)		-	-	-	1
	Dealing Counterfeit Substance (35-48-4-5)		-	-	-	1
	Dealing Marijuana, Hash Oil, or Hashish (35-48-4-10)		-	1	1	2
	Dealing Subs. Represent as Cntrld Subs. (35-48-4-4.5)		-	-	-	1
	Dissemination of Matter Harmful to Minor (35-49-3-3)		-	1	-	2
	Domestic Battery (35-42-2-1.3)		-	2	-	6
	Driving While Suspended/Oper Veh HTV (9-30-10-16)		-	2	-	7
	Dump Controlled Substance Waste (38-48-4-4.1)		-	-	-	1
	Failure to Register as a Sex Offender (11-8-8-17)		-	1	-	3
	Failure to Return to Lawful Detention (35-44-3-5)		-	-	-	6
	Forgery, Counterfeit (35-43-5-2)		-	-	-	2
	Fraud (35-43-5-4)		-	2	2	4
	Identity Deception (35-43-5-3.5)		-	-	2	-
	Intimidation (35-45-2-1)		-	1	-	3
	Invasion of Privacy (35-46-1-15.1)		-	-	1	-
	Maintaining a Common Nuisance (35-48-4-13)		-	-	2	3
	Neglect of a Dependent (35-46-1-4)		-	-	-	1
	Non-Support of a Child (35-46-1-5)		1	2	1	12
	Operating Vehicle Intox-Prior (9-30-5-3)		-	-	-	13
	Operating Vehicle Intoxicated-Contrld Sub (9-30-5-1)		-	-	1	1
	Operating Vehicle Intoxicated-Endanger (9-30-5-2)		-	-	1	1
	Operating Vehicle Intoxicated-Serious Injury (9-30-5-4)		-	2	-	4
	Pointing a Firearm (35-47-4-3)		-	-	-	1
	Poss. of Marijuana, Hash Oil, or Hashish (35-48-4-11)		-	-	3	2
	Possession - Syringe/Needle (16-42-19-18)		-	-	3	1
	Possession of Cocaine or Narcotic Drug (35-48-4-6)		1	2	2	6
	Possession of Controlled Substance (35-48-4-7)		-	2	1	13
	Possession of Methamphetamine (35-48-4-6.1)		-	-	3	4
	Prostitution (35-45-4-2)		-	-	1	-
	Residential Entry (35-43-2-1.5)		-	-	-	2
	Resisting Law Enforcement (35-44-3-3)		-	-	-	3
	Sexual Battery (35-42-4-8)		-	-	-	2
	Sexual Misconduct with a Minor (35-42-4-9)		-	-	-	1
	Synthetic ID Deception (35-43-5-3.8)		-	-	-	1
	Theft, Receiving Stolen Property (35-43-4-2)		6	9	21	45
	UNLAWFUL POSSESSION OF SMOKING INSTRUMENT (16-42-19-17)		-	-	-	1
	Welfare Fraud (35-43-5-7)		-	-	-	2
D Felony Total			8	30	46	174

Felony Level	Primary Offense	Secondary Offense	Apr-17		This Calendar Year	
			SEX		SEX	
			F	M	F	M
Level 1 Felony	Aggravated Battery (35-42-2-1.5)		-	1	-	1
	Aiding, Inducing or Causing an Offense (35-41-2-4)	Child Molesting (35-42-4-3)	1	-	1	-
	Attempt to Commit a Felony (35-41-5-1)	Murder (35-42-1-1)	-	2	-	11
		Rape (35-42-4-1)	-	-	-	1
	Burglary (35-43-2-1)		-	1	-	1
	Child Molesting (35-42-4-3)		-	9	1	25
	Conspiracy (35-41-5-2)	Child Molesting (35-42-4-3)	-	-	1	-
		Murder (35-42-1-1)	-	1	-	1
	Neglect of a Dependent/Death (35-46-1-4)		1	-	3	2
	Rape (35-42-4-1)		-	1	-	1
Level 1 Felony Total			2	15	6	43

Felony Level	Primary Offense	Secondary Offense	Apr-17		This Calendar Year	
			SEX		SEX	
			F	M	F	M
Level 2 Felony	Aiding, Inducing or Causing an Offense (35-41-2-4)	Dealing Methamphetamine (35-48-4-1.1)	-	-	-	1
		Robbery (35-42-5-1)	-	-	-	1
		Voluntary Manslaughter (35-42-1-3)	-	-	-	1
	Attempt to Commit a Felony (35-41-5-1)	Dealing Methamphetamine (35-48-4-1.1)	1	-	1	-
		Robbery (35-42-5-1)	-	-	-	1
	Battery (35-42-2-1)		-	1	-	1
	Burglary (35-43-2-1)		-	2	-	7
	Child Molesting (35-42-4-3)		-	-	-	1
	Conspiracy (35-41-5-2)	Burglary (35-43-2-1)	-	-	-	1
		Dealing Methamphetamine (35-48-4-1.1)	-	1	1	1
		Robbery (35-42-5-1)	-	-	1	1
	Dealing Cocaine or Narcotic Drug (35-48-4-1)		2	6	4	35
	Dealing Methamphetamine (35-48-4-1.1)		-	8	10	35
	Dealing Sched I, II, or III Cntrl Sub (35-48-4-2)		-	-	-	1
	Kidnapping (35-42-3-2)		-	-	-	1
	Robbery (35-42-5-1)		1	2	1	10
	Voluntary Manslaughter (35-42-1-3)		-	1	1	7
Level 2 Felony Total			4	21	19	105

Felony Level	Primary Offense	Secondary Offense	Apr-17		This Calendar Year	
			SEX		SEX	
			F	M	F	M
Level 3 Felony	Accident/Failure to Stop-Serious Inj/Death (9-26-1-1.1)		-	-	2	2
	Aggravated Battery (35-42-2-1.5)		2	5	2	20
	Aiding, Inducing or Causing an Offense (35-41-2-4)	Neglect of a Dependent/Death (35-46-1-4)	-	-	1	-
		Robbery (35-42-5-1)	-	-	1	2
	Attempt to Commit a Felony (35-41-5-1)	Aggravated Battery (35-42-2-1.5)	-	-	-	1
		Robbery (35-42-5-1)	-	-	-	2
	Battery (35-42-2-1)		-	-	-	3
	Burglary (35-43-2-1)		-	5	-	7
	Child Molesting (35-42-4-3)		-	3	-	13
	Conspiracy (35-41-5-2)	Robbery (35-42-5-1)	-	1	2	3
	Criminal Confinement (35-42-3-3)		1	3	1	17
	Dealing Cocaine or Narcotic Drug (35-48-4-1)		-	4	2	14
	Dealing Methamphetamine (35-48-4-1.1)		1	6	3	17
	Dealing Sched I, II, or III Cntrl Sub (35-48-4-2)		-	-	4	2
	Dealing Sched IV Cntrl Sub (35-48-4-3)		-	-	-	1
	Human Sexual Trafficking (35-42-3.5-1)		1	-	2	-
	Neglect of a Dependent/Death (35-46-1-4)		1	-	3	1
	Possession of Cocaine or Narcotic Drug (35-48-4-6)		-	2	1	6
	Possession of Methamphetamine (35-48-4-6.1)		1	4	3	10
	Rape (35-42-4-1)		-	2	-	13
	Resisting Law Enforcement (35-44.1-3-1)		-	-	-	2
	Robbery (35-42-5-1)		3	18	8	83
Level 3 Felony Total			10	53	35	219

Felony Level	Primary Offense	Secondary Offense	Apr-17		This Calendar Year		
			SEX		SEX		
			F	M	F	M	
Level 4 Felony	Aiding, Inducing or Causing an Offense (35-41-2-4)	AIDING/ROBBERY WITH ARMED FORCE OR	1	-	1	-	
		Arson (35-43-1-1)	1	-	1	-	
	Arson (35-43-1-1)	BURGLARY (35-43-2-1)	-	3	-	3	
		Dealing Methamphetamine (35-48-4-1.1)	-	-	2	-	
	Attempt to Commit a Felony (35-41-5-1)	BURGLARY (35-43-2-1)	-	-	1	3	
		Dealing Methamphetamine (35-48-4-1.1)	-	1	1	1	
	BURGLARY (35-43-2-1)		8	17	21	84	
	Child Molesting (35-42-4-3)		-	4	-	38	
	Conspiracy (35-41-5-2)	BURGLARY (35-43-2-1)	-	-	-	1	
		Dealing Cocaine or Narcotic Drug (35-48-4-1)	-	-	1	2	
	Dealing Cocaine or Narcotic Drug (35-48-4-1)	Dealing Methamphetamine (35-48-4-1.1)	1	-	1	-	
			5	4	9	31	
	Dealing Methamphetamine (35-48-4-1.1)		9	12	19	42	
	Dealing Sched I, II, or III Cntrld Sub (35-48-4-2)		-	1	3	5	
	Dealing Sched IV Controlled Substance (35-48-4-3)		-	-	-	1	
	Felon in Possession of a Firearm (35-47-4-5)		1	13	2	69	
	Operating Vehicle Intoxicated/Death (9-30-5-5)		-	1	1	1	
	POSSESSION OF DANGEROUS DEVICE (35-44.1-3-7)		-	-	-	1	
	Possession of Cocaine or Narcotic Drug (35-48-4-6)		-	-	3	2	
	Possession of Methamphetamine (35-48-4-6.1)		-	-	1	7	
	Promoting Prostitution, under 18 (35-45-4-4)		-	1	-	2	
	Sexual Battery (35-42-4-8)		-	1	-	1	
	Sexual Misconduct with a Minor (35-42-4-9)		-	3	2	14	
	Vicarious Sexual Gratification (35-42-4-5)		-	-	-	1	
	Level 4 Felony Total			26	63	72	314

Felony Level	Primary Offense	Secondary Offense	Apr-17		This Calendar Year	
			SEX		SEX	
			F	M	F	M
Level 5 Felony	ASSISTING A CRIMINAL (35-44.1-2-5)		-	-	-	1
	Accident/Failure to Stop-Serious Inj/Death (9-26-1-8)		-	-	-	2
	Aiding, Inducing or Causing an Offense (35-41-2-4)	BURGLARY (35-43-2-1)	-	-	-	1
		DEALING IN METHAMPHETAMINE (35-48-4-1)	1	1	2	2
	Attempt to Commit a Felony (35-41-5-1)	Dealing Cocaine or Narcotic Drug (35-48-4-1)	1	-	1	1
		ESCAPE (35-44.1-3-4)	-	-	1	-
	BATTERY (35-42-2-1)	Robbery (35-42-5-1)	-	-	1	1
		TRAFFICKING WITH AN INMATE (35-44.1-3-5)	-	-	-	1
	BURGLARY (35-43-2-1)	BURGLARY (35-43-2-1)	-	2	-	5
		DEALING IN METHAMPHETAMINE (35-48-4-1)	-	-	1	-
	Bribery (35-44.1-1-2)	ESCAPE (35-44.1-3-4)	-	-	-	1
		Robbery (35-42-5-1)	-	-	1	1
	CRIMINAL CONFINEMENT (35-42-3-3)	BATTERY (35-42-2-1)	2	36	16	126
		BURGLARY (35-43-2-1)	2	35	6	127
	Child Exploitation (35-42-4-4)	CRIMINAL CONFINEMENT (35-42-3-3)	-	-	-	1
		Child Solicitation (35-42-4-6)	-	2	-	6
	Child Solicitation (35-42-4-6)	BURGLARY (35-43-2-1)	-	1	1	6
		Conspiracy (35-41-5-2)	-	-	-	1
	Conspiracy (35-41-5-2)	CRIMINAL CONFINEMENT (35-42-3-3)	1	-	1	-
		Dealing Marijuana, Hash Oil, or Hashish (35-48-4-1)	-	-	-	1
	Conspiracy (35-41-5-2)	Dealing Methamphetamine (35-48-4-1.1)	-	1	-	1
		Fraud on Financial Institution (35-43-5-8)	-	-	-	1
	Controlled Substance Registration (35-48-4-14)	Robbery (35-42-5-1)	-	-	-	1
		TRAFFICKING WITH AN INMATE (35-44.1-3-5)	-	-	-	1
	Conversion (35-43-4-3)		-	-	-	1
	Corrupt Business Influence (35-45-6-2)		-	1	-	1
	Criminal Recklessness (35-42-2-2)		-	1	3	6
	DEALING IN METHAMPHETAMINE (35-48-4-1.1)		-	-	1	6
	Dangerous Control of a Handgun (35-47-10-6)		8	16	18	73
	Dealing Cocaine or Narcotic Drug (35-48-4-1)		-	-	-	1
	Dealing Marijuana, Hash Oil, or Hashish (35-48-4-10)		4	5	13	42
	Dealing Methamphetamine (35-48-4-1.1)		-	1	-	2
Dealing Sched I, II, or III Cntrld Sub (35-48-4-2)		5	4	11	29	
Dealing Sched IV Cntrld Sub (35-48-4-3)		3	1	5	4	
Dealing/Poss. Look-Alike Subs (35-48-4-4.6)		-	-	1	1	
Disarm/Attempt to Disarm an Officer (35-44.1-3-2)		-	1	3	4	
		-	1	-	2	

Felony Level	Primary Offense	Secondary Offense	Apr-17		This Calendar Year	
			SEX		SEX	
			F	M	F	M
Level 5 Felony	Domestic Battery (35-42-2-1.3)		-	7	3	17
Cont.	Driving Suspended/Death (9-24-19-4)		-	-	-	1
	ESCAPE (35-44.1-3-4)		1	3	2	12
	Failure to Register as a Sex Offender (11-8-8-17)		-	6	-	27
	Firearm w/in One Mile of School (35-47-2-1)		1	14	3	89
	Fraud on Financial Institution (35-43-5-8)		2	3	5	10
	Home Improvement Fraud (35-43-6-12)		-	-	-	2
	Insurance Fraud (35-43-5-4.5)		-	-	-	1
	Intimidation (35-45-2-1)		-	6	1	17
	Kidnapping (35-42-3-2)		-	2	-	4
	Neglect of a Dependent/Death (35-46-1-4)		2	1	8	3
	Non-Support of Dependent Child (35-46-1-5)		-	-	1	3
	OP VEH AFT LIFE SUSP (9-30-10-17)		1	15	1	80
		Habitual Offender Controlled Substance (35-50-2-1)	-	-	-	1
	Obliterating Handgun I.D. (35-47-2-18)		-	1	-	2
	Operating Vehicle Intoxicated-Contrld Sub (9-30-5-1)		-	-	-	2
	Operating Vehicle Intoxicated/Death (9-30-5-5)		1	1	1	2
	Operating Vehicle Intoxicated/Injury (9-30-5-4)		-	1	1	1
	POSSESSION OF SYRINGES OR NEEDLES 16-42-19-18		-	2	4	7
	Possession OF Dangerous Device (35-44.1-3-7)		-	-	1	4
	Possession of Cocaine or Narcotic Drug 35-48-4-6		1	6	6	21
	Promoting Prostitution (35-45-4-4)		-	-	-	2
	Reckless Homicide (35-42-1-5)		-	-	-	5
	Robbery (35-42-5-1)		1	11	2	43
	Sexual Misconduct with a Minor (35-42-4-9)		-	5	1	15
	Stalking (35-45-10-5)		-	1	-	4
	TRAFFICKING WITH AN INMATE (35-44.1-3-5)		1	1	4	2
	Theft, Receiving Stolen Property (35-43-4-2)		-	-	1	2
	Unlawful Transfer of Handgun Ownership (35-47-2-7(B))		-	1	-	1
Level 5 Felony Total			38	198	131	854

Felony Level	Primary Offense	Secondary Offense	Apr-17		This Calendar Year	
			SEX		SEX	
			F	M	F	M
Level 6 Felony	Aiding, Inducing or Causing an Offense (35-41-2-4)	Maintaining Common Nuisance (35-48-4-13)	-	-	1	-
	Attempt to Commit a Felony (35-41-5-1)	FORGERY,COUNTERFEITING,APPLICATION	-	-	-	1
	Auto Theft, Receiving Stolen Parts (35-43-4-2.5)		-	2	-	14
	BATTERY 35-42-2-1		-	2	1	11
	CRIMINAL CONFINEMENT (35-42-3-3)		-	1	-	7
	CRIMINAL RECKLESSNES (35-42-2-2)		-	3	-	9
	Criminal Confinement (35-42-3-3)		-	-	-	3
	Dealing Marijuana, Hash Oil, or Hashish (35-48-4-10)		-	-	-	1
	Dealing/Poss. Look-Alike Subs (35-48-4-11.5)		-	1	-	2
	ESCAPE 35-44.1-3-4		2	2	5	6
	FAIL TO REGR SEX OFF (11-8-8-17)		-	-	-	2
	FAILURE TO APPEAR (35-44.1-2-9)		-	-	-	1
	FORGERY,COUNTERFEITING,APPLICATION FRAUD (35-43-5-2)		1	4	2	6
	Failure to Return to Acc Result Serious Inj (9-26-1-1(2))		-	-	-	1
	INTIMIDATION (35-45-2-1)		-	3	-	9
	INVASION OF PRIVACY (35-46-1-15.1)		-	1	-	3
	Identity Deception (35-43-5-3.5)		-	2	-	4
	Insurance Fraud (35-43-5-4.5)		-	-	-	4
	Maintaining Common Nuisance (35-48-4-13)		1	-	3	6
	Neglect of a Dependent/Death (35-46-1-4)		1	1	4	1
	OPER VEHICLE - INTOX - PREV CONVICTION (9-30-5-3)		-	4	-	8
	Obstruction of Justice (35-44.1-2-2)		-	-	2	3
	Operating Vehicle Intoxicated-Contrld Sub (9-30-5-1)		-	-	2	1
	Operating Vehicle Intoxicated-Endanger (9-30-5-2)		1	4	3	13
		Habitual Offender Controlled Substance (35-50-2-1)	-	1	-	1
	Operating Vehicle-Habitual Violation (9-30-10-16)		-	4	-	6
	PERJURY (35-44.1-2-1)		-	1	-	2
	POSSESS PRECURSORS (35-48-4-14.5)		-	-	-	1
	POSSESSION OF SYRINGES OR NEEDLES (16-42-19-18)		-	3	1	9
	POSSESSION OR USE OF LEGEND DRUG (16-42-19-13)		-	1	-	1
	PROSTITUTION (35-45-4-2)		-	-	1	-
	Possession of Cocaine or Narcotic Drug (35-48-4-6)		3	7	6	16
	Possession of Methamphetamine (35-48-4-6.1)		5	3	9	17
	RESIDENTIAL ENTRY (35-43-2-1.5)		-	4	-	8
	RESISTING LAW ENFORC (35-44.1-3-1)		-	-	-	9
	Sexual Battery (35-42-4-8)		-	-	-	1
	Stalking (35-45-10-5)		-	-	-	1
	Strangulation (35-42-2-9)		-	-	-	6
	Synthetic ID Deception (35-43-5-3.8)		1	-	1	-
	Theft, Receiving Stolen Property (35-43-4-2)		6	12	15	43
Level 6 Felony Total			21	66	56	237

Felony Level	Primary Offense	Secondary Offense	Apr-17		This Calendar Year	
			SEX		SEX	
			F	M	F	M
Habitual Off	Habitual Offender Controlled Substance (35-50-2-10)		-	-	-	1
Habitual Off Total			-	-	-	1

Felony Level	Primary Offense	Secondary Offense	Apr-17		This Calendar Year	
			SEX		SEX	
			F	M	F	M
Murder (35-42-1-1)	Murder (35-42-1-1)		-	7	3	27
Murder Total			-	7	3	27

Grand Total	Apr-17		This Calendar Year	
	42614		SEX	
	F	M	F	M
	132	588	485	2587

Note: Offense data may not be available for all offenders at the time this table was prepared.  
Only new commitments and probation violations are reported on this table.  
Parole and Community Transition Program violators are excluded on this table.  
Source: SAS - all.citations\_mso.pgm

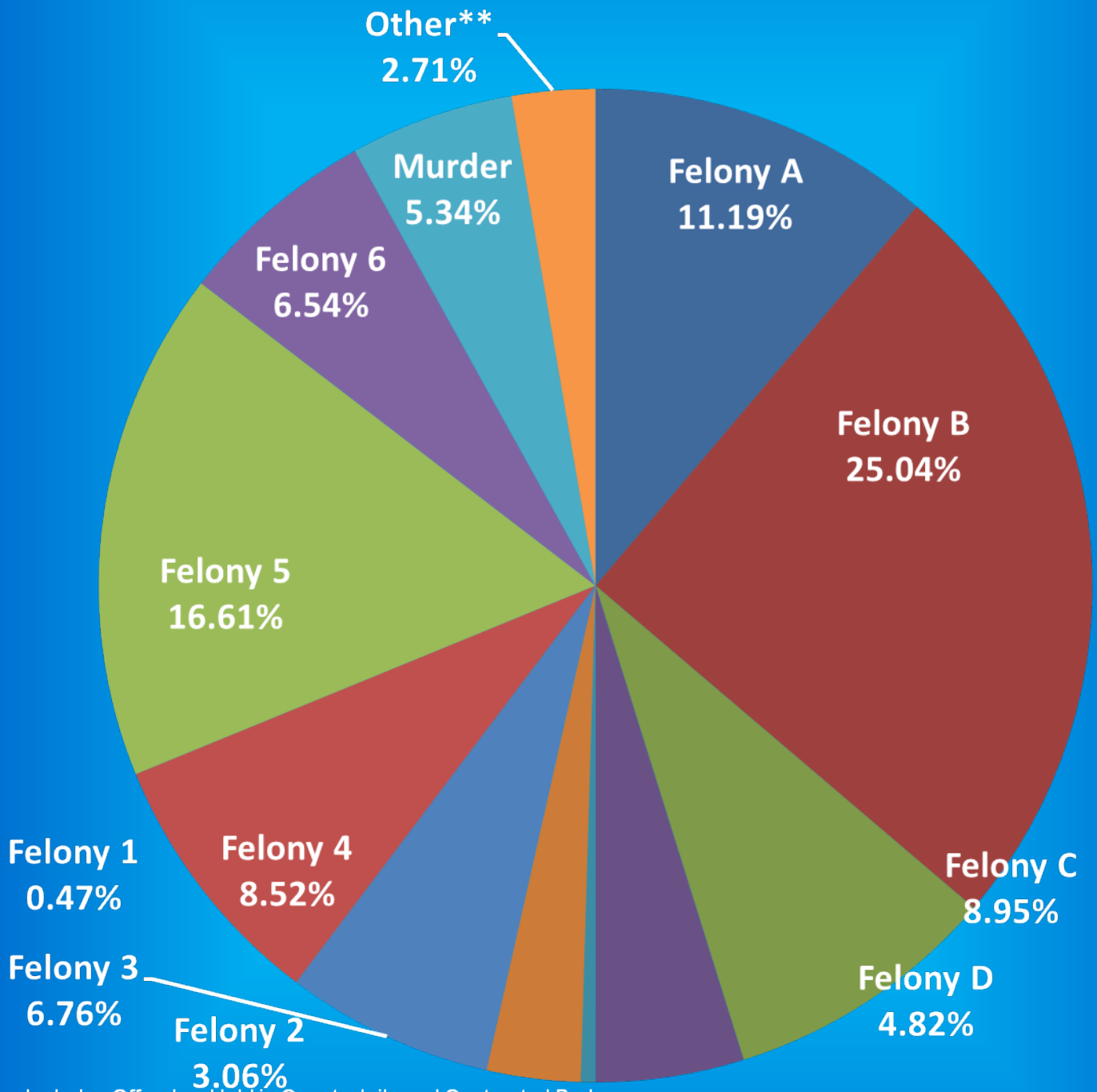
# Indiana Department of Correction

Graph A

Female Population by Most Serious Offense Felony Level\*

May 01, 2017

N = 2,267



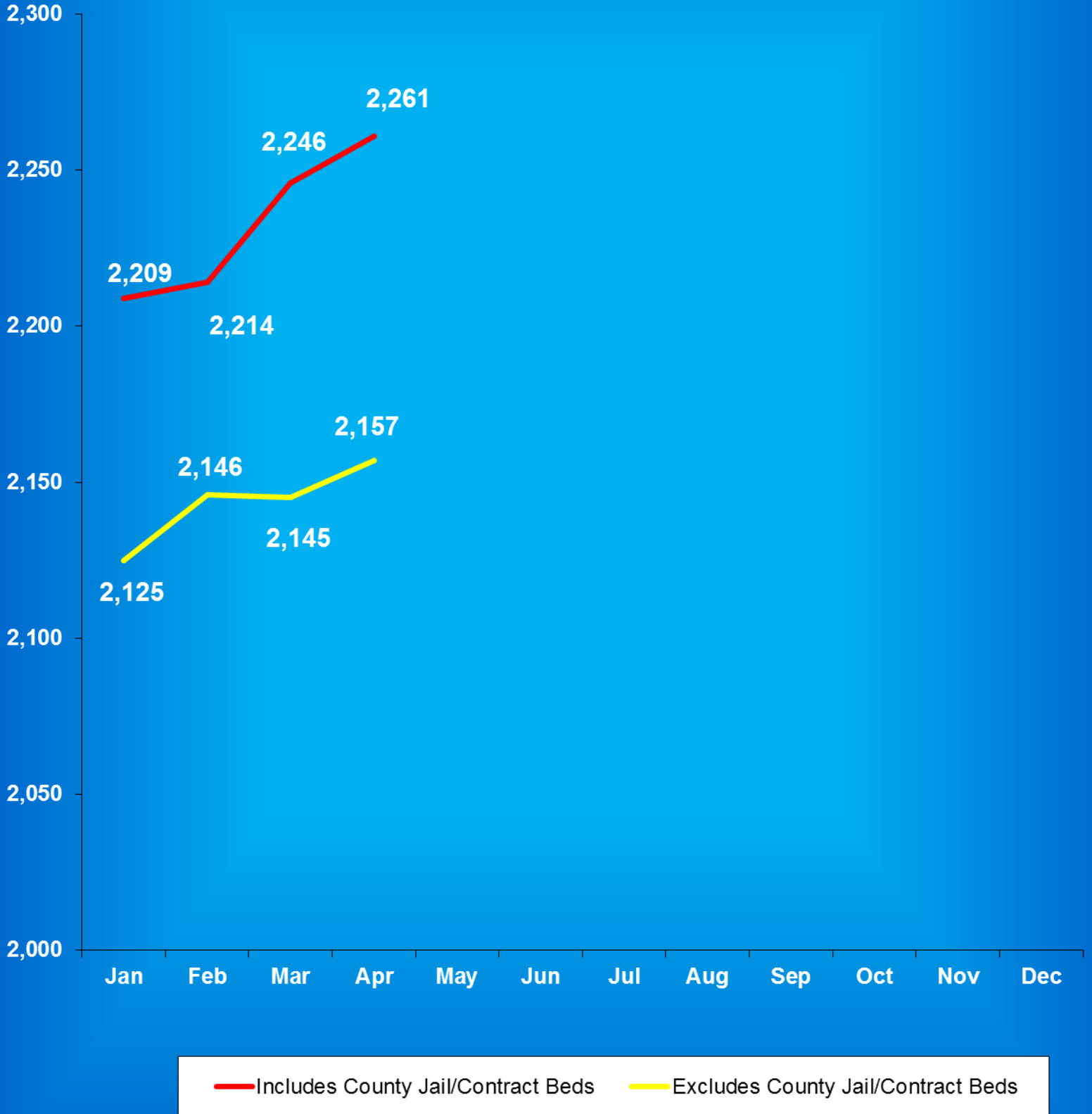
\* Includes Offenders Held in County Jails and Contracted Beds

\*\* Other includes Safekeepers, Predispositions, Habitual Offenders, Misdemeanants, and Unknowns

# Indiana Department of Correction

## Graph B

Average Daily Adult Female Offender Populations  
Calendar Year 2017

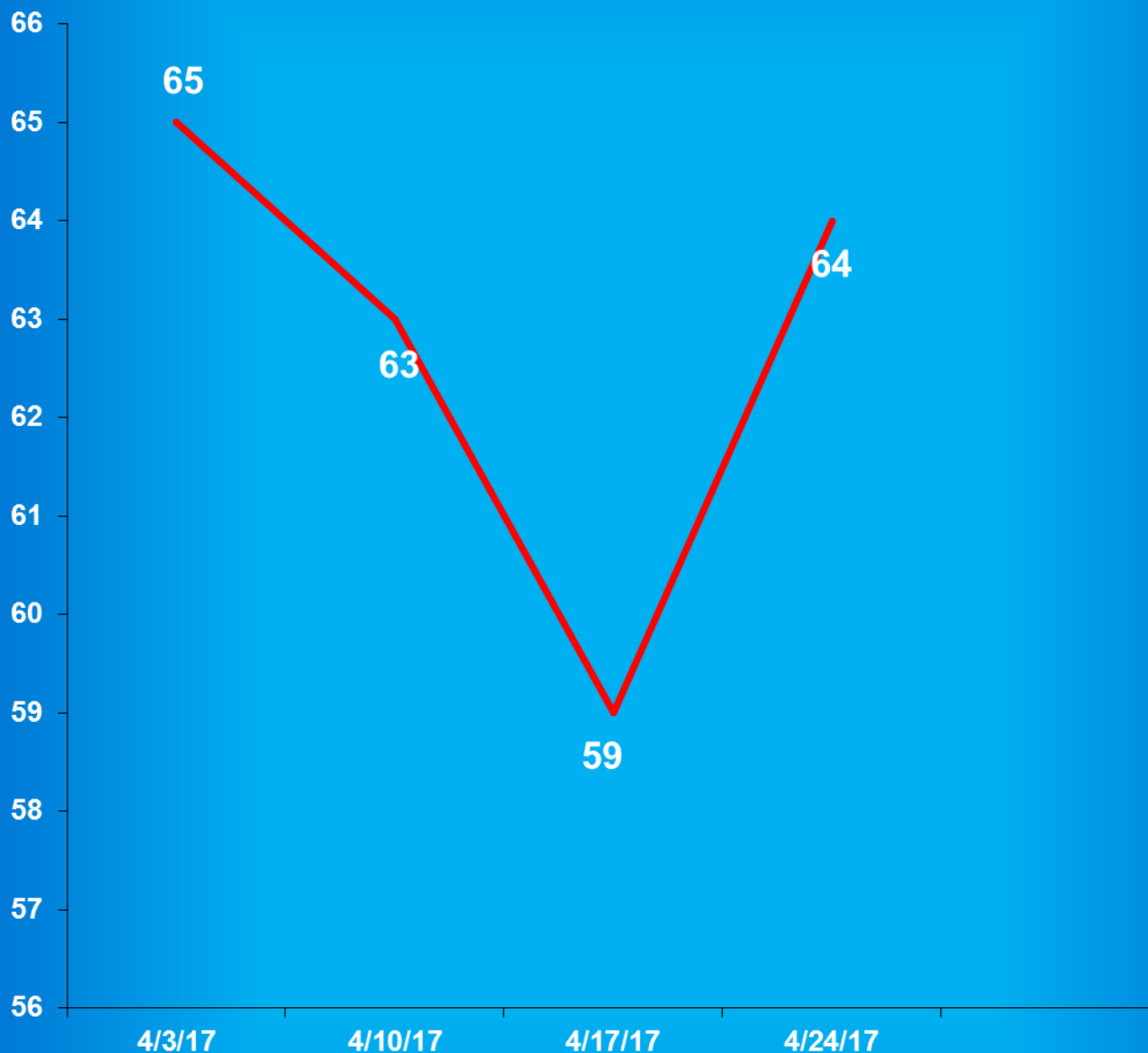


# Indiana Department of Correction

## Graph C

### Adult Females Held in County Jails

April 2017



- Offenders held in county jails are newly sentenced offenders with completed court documents who are awaiting transfer to a DOC facility.

- Jail counts are a dynamic number that are affected by a variety of factors, including; sentencing trends, available DOC beds, and intake process completion.



# Indiana Department of Correction

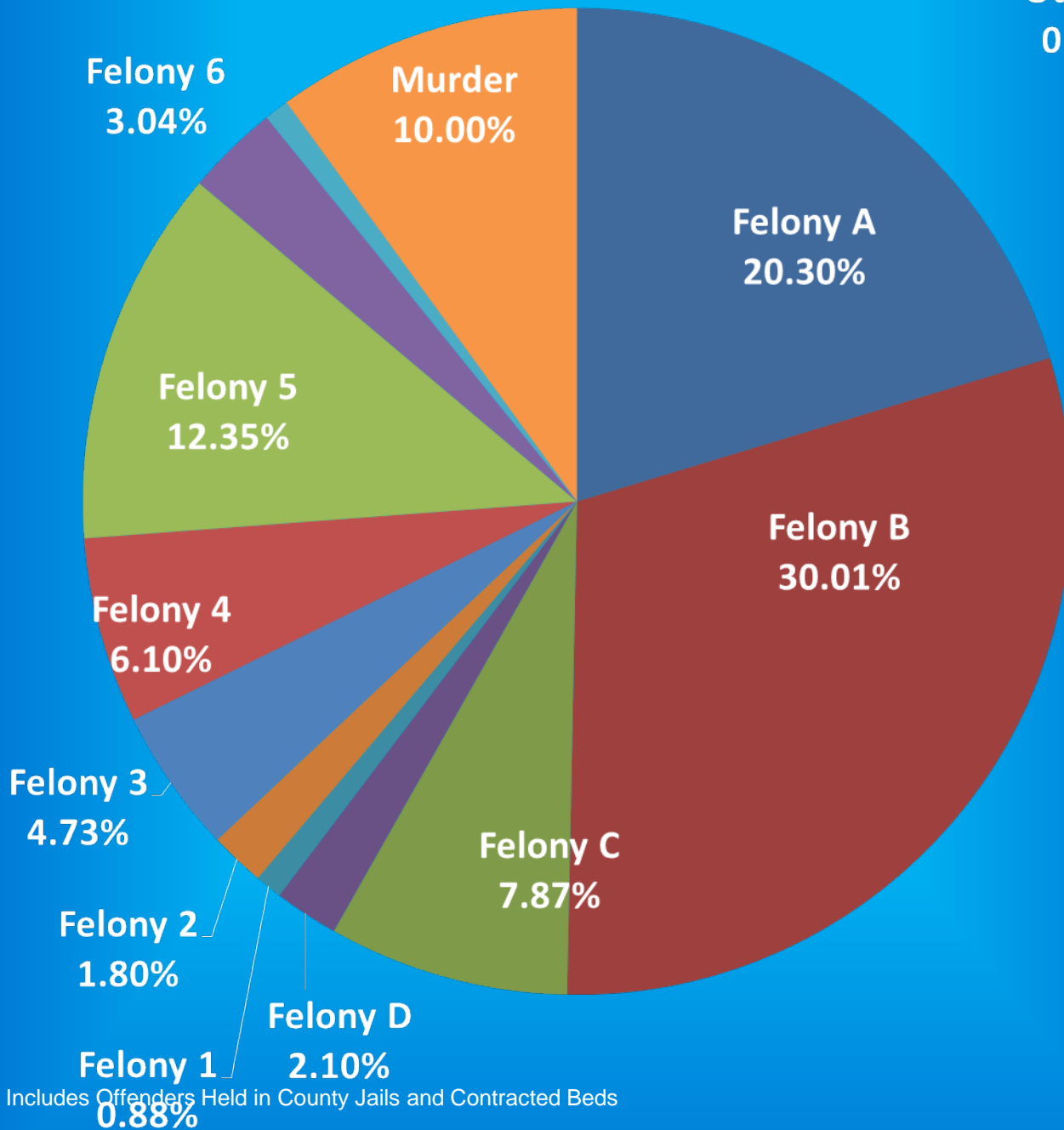
## Graph D

Male Population by Most Serious Offense Felony Level\*

May 01, 2017

N = 23,382

Other\*\*  
0.80%



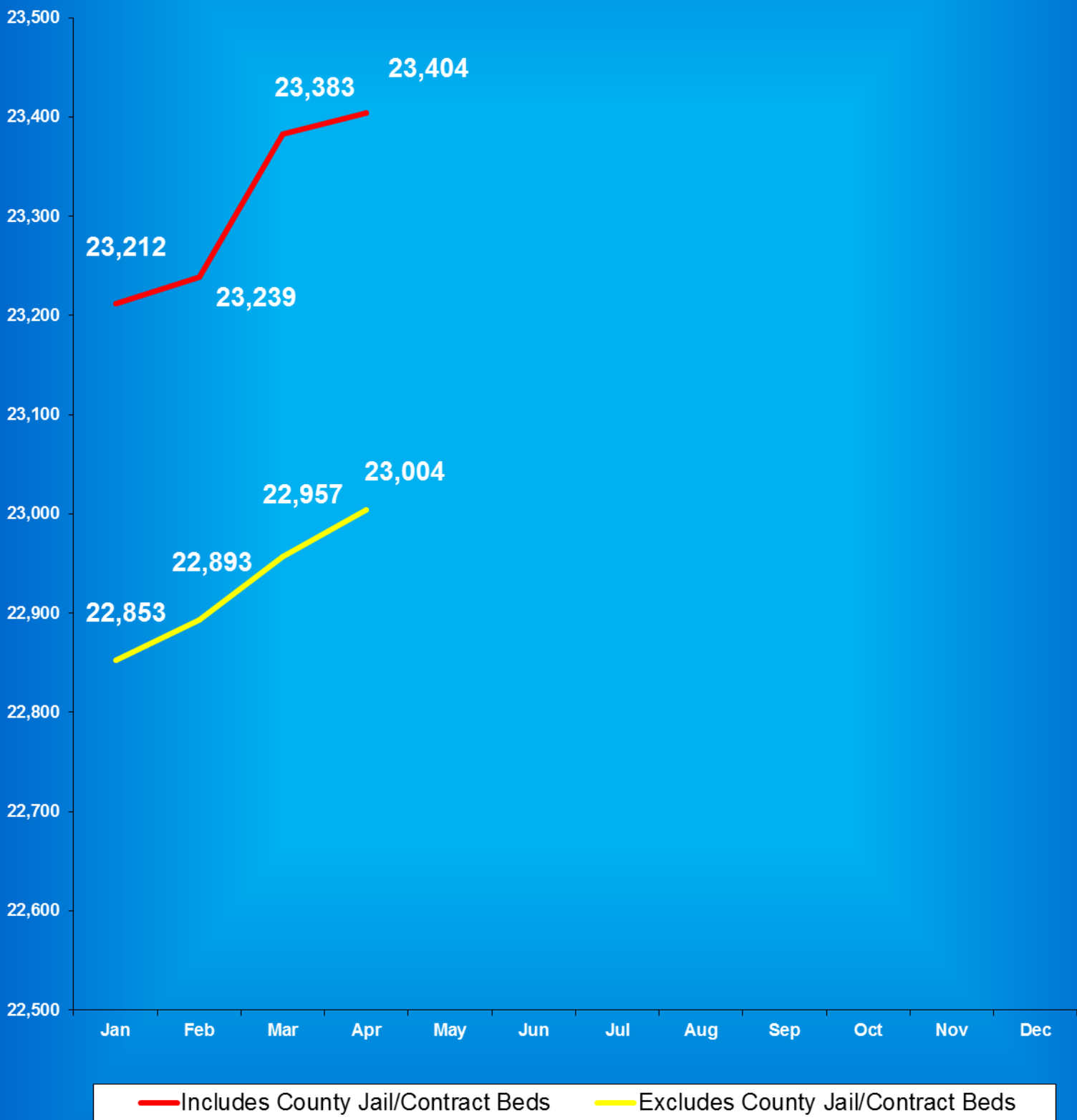
• Includes Offenders Held in County Jails and Contracted Beds

\*\* Other includes Safekeepers, Predispositions, Habitual Offenders, Misdemeanants, and Unknowns

# Indiana Department of Correction

## Graph E

### Average Daily Adult Male Offender Populations Calendar Year 2017

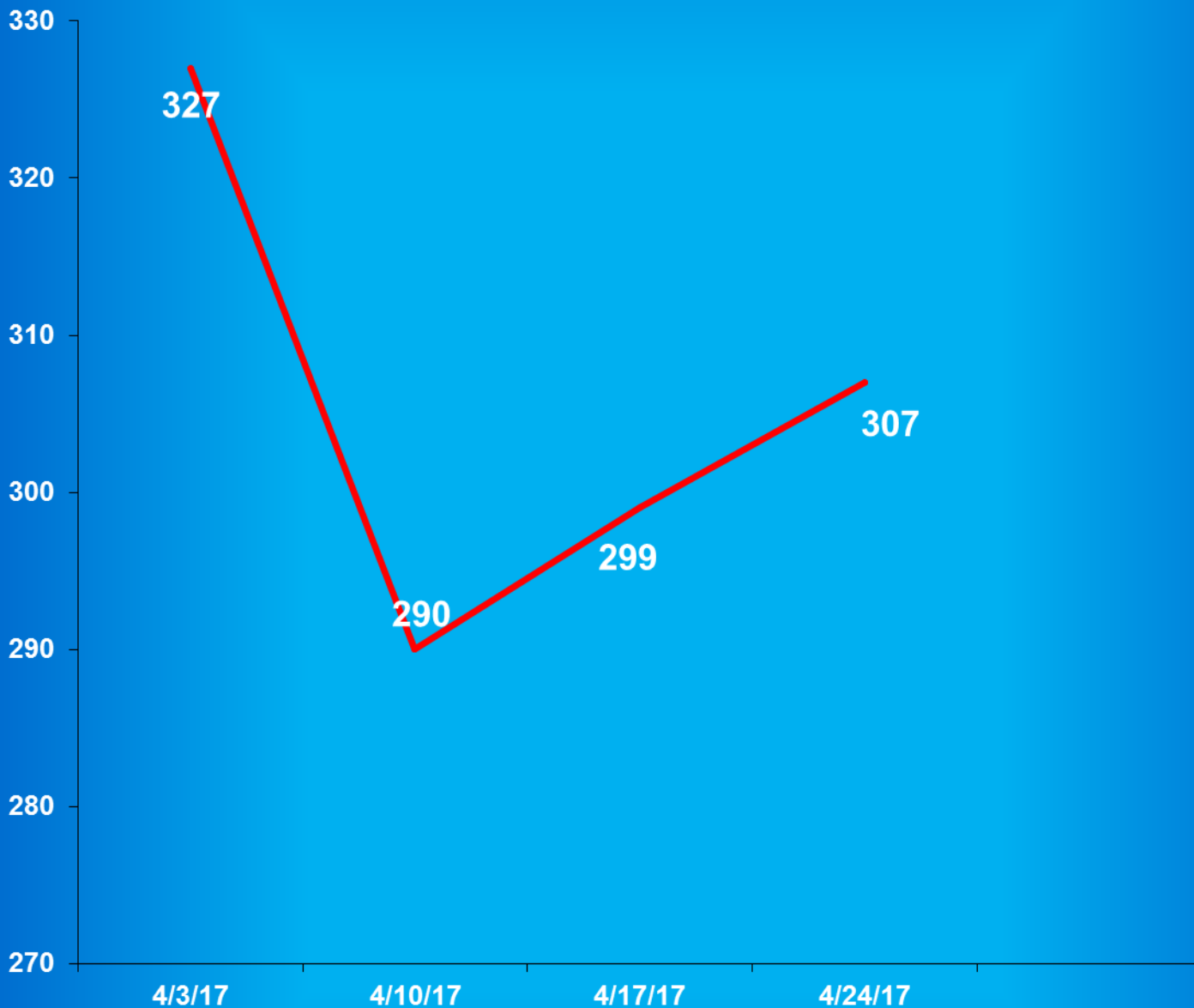


# Indiana Department of Correction

## Graph F

### Adult Males Held in County Jails

April 2017



- Offenders held in county jails are newly sentenced offenders with completed court documents who are awaiting transfer to a DOC facility.

- Jail counts are a dynamic number that are affected by a variety of factors, including; sentencing trends, available DOC beds, and intake process completion.



# Juvenile Offender Statistics



**Indiana Department Of Correction**  
**Table 13**  
**Monthly Facility Admissions and Releases**

**Juvenile Offenders**  
**April 2017**

**Admissions of All Juvenile Males**

<b>New Commitment</b>	<b>Re-Commitment</b>	<b>Parolee Return</b>	<b>Return From Escape</b>	<b>Diagnostics/Walk-Thrus</b>
45	12	1	0	6

**Releases of All Juvenile Males**

<b>Discharge</b>	<b>Parole</b>	<b>Escape</b>	<b>Diagnostics/Walk-Thrus</b>
35	3	0	9

**Admissions of All Juvenile Females**

<b>New Commitment</b>	<b>Re-Commitment</b>	<b>Parolee Return</b>	<b>Return From Escape</b>	<b>Diagnostics/Walk-Thrus</b>
2	1	2	0	0

**Releases of All Juvenile Females**

<b>Discharge</b>	<b>Parole</b>	<b>Escape</b>	<b>Diagnostics/Walk-Thrus</b>
6	2	0	0

Sources:  
 SAS - mnthadm4\_pgm\_tbl13.pgm  
 SAS - mnthext4\_pgm\_tbl13.pgm

**Indiana Department of Correction**

**Table 14**

**New Admissions by County of Commitment - Juveniles**

**April 2017**

County	Admission Type			County	Admission Type		
	New Commits	Re Commits	Total		New Commits	Re Commits	Total
Adams	0	0	0	Madison	0	0	0
Allen	1	1	2	Marion	9	3	12
Bartholomew	0	0	0	Marshall	1	0	1
Benton	1	1	2	Martin	0	0	0
Blackford	0	0	0	Miami	0	0	0
Boone	0	0	0	Monroe	0	0	0
Brown	0	0	0	Montgomery	0	1	1
Carroll	0	0	0	Morgan	0	0	0
Cass	0	1	1	Newton	0	0	0
Clark	1	1	2	Noble	1	0	1
Clay	0	0	0	Ohio	0	0	0
Clinton	0	0	0	Orange	0	0	0
Crawford	0	0	0	Owen	0	0	0
Daviess	0	0	0	Parke	0	0	0
Dearborn	1	0	1	Perry	0	0	0
Decatur	1	0	1	Pike	0	0	0
DeKalb	0	0	0	Porter	0	0	0
Delaware	0	0	0	Posey	0	0	0
Dubois	0	0	0	Pulaski	0	0	0
Elkhart	5	1	6	Putnam	0	0	0
Fayette	0	0	0	Randolph	0	0	0
Floyd	0	0	0	Ripley	1	0	1
Fountain	0	0	0	Rush	0	0	0
Franklin	0	0	0	St. Joseph	2	0	2
Fulton	0	0	0	Scott	1	0	1
Gibson	0	0	0	Shelby	1	0	1
Grant	0	0	0	Spencer	0	0	0
Greene	0	0	0	Starke	0	1	1
Hamilton	1	0	1	Steuben	0	0	0
Hancock	0	0	0	Sullivan	0	0	0
Harrison	0	0	0	Switzerland	0	0	0
Hendricks	1	0	1	Tippecanoe	0	0	0
Henry	0	0	0	Tipton	0	0	0
Howard	2	0	2	Union	0	0	0
Huntington	2	0	2	Vanderburgh	2	1	3
Jackson	1	0	1	Vermillion	0	0	0
Jasper	0	0	0	Vigo	0	0	0
Jay	0	0	0	Wabash	1	0	1
Jefferson	0	0	0	Warren	0	0	0
Jennings	0	0	0	Warrick	0	0	0
Johnson	1	0	1	Washington	0	0	0
Knox	0	0	0	Wayne	0	0	0
Kosciusko	2	0	2	Wells	0	0	0
LaGrange	0	0	0	White	0	0	0
Lake	2	1	3	Whitley	2	0	2
LaPorte	0	0	0	Unknown	0	1	1
Lawrence	4	0	4	<b>Totals</b>	<b>47</b>	<b>13</b>	<b>60</b>

This data is based on most serious offense and excludes parole violations.

Source: Mnthadm4\_pgm\_tbl14.pgm

**Indiana Department of Correction**

**Table 15**

**Monthly Releases by County of Commitment - Juveniles**

**April 2017**

County	Release Type			County	Release Type		
	Discharge	Parole	Total		Discharge	Parole	Total
Adams	0	0	0	Madison	0	0	0
Allen	1	0	1	Marion	7	0	7
Bartholomew	0	0	0	Marshall	0	0	0
Benton	0	1	1	Martin	0	0	0
Blackford	0	0	0	Miami	0	0	0
Boone	0	0	0	Monroe	0	0	0
Brown	0	0	0	Montgomery	0	0	0
Carroll	0	0	0	Morgan	1	0	1
Cass	1	0	1	Newton	0	0	0
Clark	0	0	0	Noble	0	0	0
Clay	0	0	0	Ohio	0	0	0
Clinton	0	0	0	Orange	0	0	0
Crawford	1	0	1	Owen	0	0	0
Daviess	0	0	0	Parke	0	0	0
Dearborn	0	0	0	Perry	0	0	0
Decatur	0	0	0	Pike	0	0	0
DeKalb	0	0	0	Porter	1	2	3
Delaware	0	0	0	Posey	0	0	0
Dubois	1	0	1	Pulaski	0	0	0
Elkhart	5	0	5	Putnam	0	0	0
Fayette	0	0	0	Randolph	0	0	0
Floyd	0	0	0	Ripley	2	0	2
Fountain	0	0	0	Rush	0	0	0
Franklin	0	0	0	St. Joseph	4	0	4
Fulton	0	0	0	Scott	0	0	0
Gibson	0	0	0	Shelby	1	0	1
Grant	1	0	1	Spencer	0	0	0
Greene	0	0	0	Starke	0	0	0
Hamilton	0	0	0	Steuben	0	0	0
Hancock	0	0	0	Sullivan	0	0	0
Harrison	0	0	0	Switzerland	0	0	0
Hendricks	1	0	1	Tippecanoe	0	1	1
Henry	0	0	0	Tipton	0	0	0
Howard	1	0	1	Union	0	0	0
Huntington	0	0	0	Vanderburgh	4	0	4
Jackson	0	0	0	Vermillion	0	0	0
Jasper	0	0	0	Vigo	1	1	2
Jay	0	0	0	Wabash	1	0	1
Jefferson	0	0	0	Warren	0	0	0
Jennings	0	0	0	Warrick	1	0	1
Johnson	0	0	0	Washington	1	0	1
Knox	0	0	0	Wayne	0	0	0
Kosciusko	4	0	4	Wells	0	0	0
LaGrange	0	0	0	White	0	0	0
Lake	1	0	1	Whitley	0	0	0
LaPorte	0	0	0	Unknown	0	0	0
Lawrence	0	0	0	<b>Totals</b>	<b>41</b>	<b>5</b>	<b>46</b>

Some discharges may be releases to County Probation - data is unable to be separated.

Diagnostics and Escapes are excluded.

Source: Mnthext4\_pgm\_tbl15.pgm

**Indiana Department of Correction**  
**Table 16**  
**Total Number of Committing Offenses for Juveniles**  
**Committed to the Indiana Department of Correction**

**April 2017**

OFFENSE (Citation Code)	THE NUMBER OF OFFENSES			
	This Month		This Calendar Year	
	Female	Male	Female	Male
<b>LEVEL I</b>				
Aggravated Battery (35-42-2-1.5)	0	0	0	1
Arson (35-43-1-1)	0	0	0	0
Battery (35-42-2-1)	1	8	5	15
Battery by Bodily Waste (35-42-2-6)	0	0	0	2
Burglary (35-43-2-1)	0	3	0	17
Carjacking (35-42-5-2)	0	0	0	0
Carrying Handgun w/o License (35-47-2-1)	0	2	0	5
Changing, Altering, Removing, Obliterating ID of Handgun (35-47-2-18)	0	0	0	0
Child Exploitation (35-42-4-4)	0	0	0	0
Child in Possession of Handgun (35-47-10-5)	0	0	1	4
Child Molesting (35-42-4-3)	0	3	0	7
Child Seduction (35-42-4-7)	0	0	0	0
Child Selling (35-46-1-4)	0	0	0	0
Child Solicitation (35-42-4-6)	0	0	0	0
Consumer Product Tampering (35-45-8-3)	0	0	0	0
Criminal Confinement (35-42-3-3)	0	1	2	3
Criminal Gang Intimidation (35-45-9-4)	0	0	0	0
Criminal Gang Recruitment	0	0	0	0
Criminal Deviate Conduct (35-42-4-2)	0	0	0	0
Criminal Recklessness (35-42-2-2)	0	2	0	5
Danger Possession Firearm	0	0	0	5
Dealing in a Sawed-Off Shotgun (35-47-5-4.1)	0	0	0	0
Distribution of a Destructive Device (IC 35-47.5-5-5)	0	0	0	0
Domestic Battery (35-42-2-1.3)	0	0	0	0
Driving While Intoxicated Resulting in Death (9-30-5-5)	0	0	1	0
False, Altering Handgun License (35-47-2-22)	0	0	0	1
False Application for Handgun (35-47-2-8)	0	0	0	0
Feticide (35-42-1-6)	0	0	0	0
Handgun, False ID (35-47-2-17)	0	0	0	0
Incest (35-46-1-3)	0	0	0	0
Interference with Custody (35-42-3-4)	0	0	0	0
Intimidation (35-45-2-1)	0	0	0	0
Involuntary Manslaughter (35-42-1-4)	0	0	0	0
Kidnapping (35-42-3-2)	0	0	0	0
Murder (35-42-1-1)	0	0	0	0
Neglect of a Dependent (35-46-1-4)	0	0	0	0
Operation of a Machine Gun/Hurling a Bomb (35-47-5-9)	0	0	0	0
Overpass Mischief (35-42-2-5)	0	0	0	0
Pointing a Firearm (35-47-4-3)	0	0	0	3
Possession of Firearm on School Property (35-47-9-2)	0	0	0	1
Possession of a Machine Gun or Bomb (35-47-5-9)	0	0	0	0
Rape (35-42-4-1)	0	0	0	1
Reckless Homicide (35-42-1-5)	0	0	0	0
Resisting Law Enforcement (35-44-3-3)	0	0	0	0
Robbery (35-42-5-1)	0	6	0	26



**LEVEL I (Cont.)****THE NUMBER OF OFFENSES**

	<b>This Month</b>		<b>This Calendar Year</b>	
	<b>Female</b>	<b>Male</b>	<b>Female</b>	<b>Male</b>
Sell, Manufacture, Possess, Purchase Explosive (35-47-5-1)	0	0	0	0
Sell, Transfer, HIV Blood (35-42-1-7)	0	0	0	0
Selling, Transferring, Giving Handgun to Under 18 (35-47-2-7)	0	0	0	0
Sexual Battery (35-42-4-8)	0	0	1	4
Sexual Misconduct (35-44-1-5)	0	0	0	0
Sexual Misconduct with a Minor (35-42-4-9)	0	0	0	0
Stalking (35-45-10-5)	0	0	0	0
Strangulation (35-42-2-9)	0	1	0	2
Unlawful Delivery of Confiscated Firearm (35-47-3-4)	0	0	0	0
Unlawful Use of Body Armor (35-47-5-13)	0	0	0	0
Unlawful Use of Stun Gun (35-47-8-5)	0	0	0	0
Vicarious Sexual Gratification (35-42-4-5)	0	0	0	0
Voluntary Manslaughter (35-42-1-3)	0	0	0	1
<b>Sub-Total</b>	<b>1</b>	<b>26</b>	<b>10</b>	<b>103</b>

**LEVEL II**

Assisting a Criminal (35-44-3-2)	0	0	0	0
Chinese Throwing Star (35-47-5-12)	0	0	0	0
Criminal Gang Activity (35-45-9-3)	0	0	0	0
Criminal Recklessness (35-42-2-2)	0	0	0	0
Dealing Anabolic Steroid (16-42-19-27)	0	0	0	0
Dealing in a Schedule I, II, or III Controlled Substance (35-48-4-2)	0	2	0	2
Dealing in a Schedule IV Controlled Substance (35-48-4-3)	0	0	0	1
Dealing in a Schedule V Controlled Substance (35-48-4-4)	0	0	0	0
Dealing in a Substance Represented to be a Controlled Substance (35-48-4-4.5)	0	0	0	0
Dealing in Cocaine or Narcotic Drug (35-48-4-1)	0	0	0	1
Dealing in Marijuana, Hash Oil, or Hashish (35-48-4-10)	0	0	0	1
Dealing Methamphetamine (35-48-4-1.1)	0	0	0	0
Delivery of Weapon to Intoxicated Person (35-47-4-1)	0	0	0	0
Escape/Failure to Return to Lawful Detention (35-44-3-5)	1	2	2	7
Interference with Custody (35-42-3-4)	0	0	0	0
Intimidation (35-45-2-1)	0	2	0	9
Knife with Automatic Blade (35-47-5-2)	0	0	0	0
Loan Sharking (35-45-7-2)	0	0	0	0
Maintaining a Common Nuisance (35-48-4-13)	0	0	0	1
Manufacture, Distribution, Possession of a Substance Represented to be a Controlled Substance (35-48-4-4.6)	0	0	0	0
Neglect of a Dependent (35-46-1-4)	0	0	0	0
Possession of a Controlled Substance (35-48-4-7)	0	3	0	3
Possession of a Knife on School Property (35-47-5-2.5)	0	1	0	1
Poss precursors w/intent to manufacture etc. (35-48-4-14.5)	0	0	0	0
Promoting Prostitution (35-45-4-4)	0	0	0	0
Purchase, Possession or Sale of Stun Gun (35-47-8-5)	0	0	0	0
Resisting Law Enforcement (35-44-3-3)	0	3	0	9
Rioting with a Deadly Weapon (35-45-1-2)	0	0	0	0
Sale, Possession, Use of Legend Drug (16-42-19-27)	0	0	0	0
Sexual Misconduct with a Minor (35-42-4-9)	0	0	0	0
Stalking (35-45-10-5)	0	0	0	0
Trafficking with an Inmate (35-44-3-9)	0	0	0	1
Use of Stun Gun in Commission of a Crime (35-47-8-5)	0	0	0	0
<b>Sub-Total</b>	<b>1</b>	<b>13</b>	<b>2</b>	<b>36</b>

**THE NUMBER OF OFFENSES**

<b>LEVEL III</b>	<b>This Month</b>		<b>This Calendar Year</b>	
	<b>Female</b>	<b>Male</b>	<b>Female</b>	<b>Male</b>
Accident/Failure to Stop (9-26-1-8)	0	0	0	0
Accident, Property Damage with Injury (9-26-1-8)	0	0	0	0
Altering or Damaging Computer (35-43-1-4)	0	0	0	0
Auto Theft, Receiving Stolen Parts (35-43-4-2.5)	0	5	2	18
Battery (35-42-2-1)	0	10	5	39
Battery by Bodily Waste (35-42-2-6)	0	0	0	1
Bestiality	0	0	0	0
Bribery (35-44-1-1)	0	0	0	0
Burglary (35-43-2-1)	0	0	0	0
Check Deception (35-43-5-5)	0	0	0	0
Check Fraud (35-43-5-12)	0	0	0	0
Child Exploitation (35-42-4-4)	0	0	0	0
Controlled Substance Registration (35-48-4-14)	0	0	0	0
Conversion (35-43-4-3)	0	4	0	9
Criminal Mischief (35-43-1-2)	0	12	1	32
Criminal Recklessness (35-42-2-2)	0	0	1	1
Criminal Trespass (35-43-2-2)	0	6	0	9
Dealing in Altered Property (35-43-4-2.3)	0	0	0	0
Dealing in Marijuana, Hash Oil, or Hashish (35-48-4-10)	0	2	0	2
Dealing in Paraphernalia (35-48-4-8.5)	0	0	0	0
Dealing in a Schedule IV Controlled Substance (35-48-4-3)	0	0	0	0
Distribution of Material Harmful to Minor (35-49-3-3)	0	0	0	0
Escape/Failure to Return to Lawful Detention (35-44-3-5)	1	8	2	18
Failure to Appear (35-44-3-6)	0	0	0	0
False Reporting (35-44-2-2)	0	0	0	0
Forgery (35-43-5-2)	0	0	0	0
Fraud (35-43-5-4)	0	0	0	0
Fraud on Financial Institution (35-45-5-8)	0	0	0	0
Home Improvement Fraud (35-43-6-13)	0	0	0	0
Identity Deception (35-43-5-3.5)	0	0	0	0
Interference with Custody (35-42-3-4)	0	0	0	0
Interference with Reporting Crime (35-42-2-5)	0	0	0	0
Invasion of Privacy (35-46-1-15.1)	0	0	0	0
Kill Domestic Animal	0	0	0	0
Manufacture of Paraphernalia (35-48-4-8.1)	0	0	0	0
Nonsupport of Child (35-46-1-5)	0	0	0	0
Nonsupport of Spouse (35-46-1-6)	0	0	0	0
Obscene Performance (35-49-3-1)	0	0	0	0
Obstructing Fireman (35-44-3-8)	0	0	0	0
Obstructing Traffic (35-42-2-4)	0	0	0	0
Obstruction of Justice (35-44-3-4)	0	1	0	3
Operating Vehicle After Lifetime Forfeiture (9-30-10-17)	0	0	0	0
Operating Vehicle While Intoxicated (9-30-5-4)	0	0	0	0
Operating Vehicle While Intoxicated with Prior (9-30-5-3)	0	0	0	0

**LEVEL III (Cont.)**

**THE NUMBER OF OFFENSES**

	This Month		This Calendar Year	
	Female	Male	Female	Male
Patronizing a Prostitute (35-45-4-3)	0	0	0	0
Perjury (35-44-2-1)	0	0	0	0
Possession of Cocaine or Narcotic Drug (35-48-4-6)	0	0	0	1
Possession of a Controlled Substance (35-48-4-7)	0	0	0	0
Possession/Use of Legend Drug (16-42-19-13)	0	0	0	0
Possession of Marijuana, Hash Oil, or Hashish (35-48-4-11)	0	0	0	0
Possession of Methamphetamines (35-48-4-6.1)	0	0	0	0
Possession of Paraphernalia (35-48-4-8.3)	0	0	0	0
Possession of a Syringe (16-42-19-18)	0	0	0	0
Professional Gambling (35-45-5-3)	0	0	0	0
Profiting from Adoption (35-46-1-9)	0	0	0	0
Promoting Professional Gambling (35-45-5-4)	0	0	0	0
Promoting Prostitution (35-45-4-4)	0	0	0	0
Prostitution (35-45-4-2)	0	0	0	0
Public Indecency (35-45-4-1)	0	0	0	0
Public Nudity (35-45-4-1.5)	0	0	0	0
Railroad Mischief (35-42-2-5.5)	0	0	0	0
Receiving Stolen Auto Parts (35-43-4-2.5)	0	3	1	7
Receiving Stolen Property (35-43-4-2)	0	0	0	2
Residential Entry (35-43-2-1.5)	0	1	0	2
Resisting Law Enforcement (35-44-3-3)	1	10	3	22
Rioting (35-45-1-2)	0	0	0	0
Sale, Possession, Use of Legend Drug (16-42-19-27)	0	0	0	0
Selling, Distributing, Exhibiting Obscene Material (35-49-3-1)	0	0	0	0
Stalking (35-45-10-5)	0	0	0	0
Theft (35-43-4-2)	0	11	4	45
Torture or Mutilation of Animal (35-46-3-12)	0	0	0	0
Trafficking with an Inmate (35-44-3-9)	0	0	0	0
Unauthorized Possession of Prescription Form (35-48-4-14)	0	0	0	0
Unauth Entry/Vehicle (35-43-4-2.7)	0	0	0	0
Voyeurism (35-45-4-5)	0	0	0	0
Welfare Fraud (35-43-5-7)	0	0	0	0
<b>Sub-Total</b>	<b>2</b>	<b>73</b>	<b>19</b>	<b>211</b>

**LEVEL IV**

Absence From Home Detention (35-38-2.5-10)	0	0	0	0
Accident/Failure to Stop (9-26-1-8)	0	0	0	3
Animal Cruelty (35-46-3-12)	0	0	0	0
Assisting a Criminal (35-44-3-2)	0	0	1	0
BEATS VERTEBR ANIMAL (35-46-3-12)	0	0	0	1
Check Deception (35-43-5-5)	0	0	0	0
Common Nuisance (35-48-4-13)	0	0	0	0
Computer Trespassing (35-43-2-3)	0	0	0	0
Counterfeiting a Driver's License (9-24-18-7)	0	0	0	0
Counterfeiting Auto Registration (9-18-2-42)	0	0	0	0
Curfew Violation (31-37-2-5)	0	0	0	1
Deception (35-43-5-3)	0	0	0	0
Deer w/ Illegal Device (14-22-6-1)	0	0	0	0
Deer Outside Hours (14-22-6-1)	0	0	0	0
Disorderly Conduct (35-45-1-3)	0	0	1	11
Dissemination of Material Harmful to Minor (35-49-3-3)	0	0	0	0
Driving While Intoxicated (9-11-2-3)	0	0	0	1
Driving with Suspended License (9-24-19-2)	0	0	0	0
Exploitation of Dependent/Endangered Adult (35-46-1-12)	0	0	0	0
Failure to Appear (35-44-3-6)	0	0	0	0
Failure to Disclose Recruitment (35-46-4-4)	0	0	0	0
Failure to Respond to Summons (35-44-3-6.5)	0	0	0	0
False Auto Registration (9-18-2-44)	0	0	0	0
False Informing (35-44-2-2)	0	2	1	6
Flag Desecration (35-45-1-4)	0	0	0	0

**LEVEL IV (Cont.)**

**THE NUMBER OF OFFENSES**

	This Month		This Calendar Year	
	Female	Male	Female	Male
Glue Sniffing (35-46-6-2)	0	0	0	0
Habitual Disobedience of Parent, Guardian, or Custodian (Incorrigible) (31-37-2-4)	1	1	1	4
Harassment (35-45-2-2)	0	0	0	0
Home Improvement Fraud (35-43-6-12)	0	0	0	0
Illegal Consumption of Alcohol (7.1-5-7-7)	0	5	1	6
Illegal Possession of Alcohol (7.1-5-7-7)	0	2	0	4
Impairment of ID Number (35-43-7-4)	0	0	0	0
Interference with Custody (35-42-3-4)	0	0	0	0
Interfering with Law Enforcement Animal (35-46-3-11)	0	0	0	0
Invasion of Privacy (35-46-1-15.1)	0	0	0	0
Leaving Home w/o Permission of Parent, Guardian or Custodian (Runaway) (31-37-2-2)	0	2	4	10
Maintaining a Common Nuisance (35-48-4-13)	0	0	0	1
Nitrous Oxide Distribution (35-46-6-3)	0	0	0	0
Obscene Performance (35-49-3-1)	0	0	0	0
Obstructing Medical Emergency (35-44-3-8.5)	0	0	0	0
Obstructing Traffic (35-42-2-4)	0	0	0	0
Official Misconduct (35-44.1-1-1)	0	0	0	0
Operating Vehicle While Intoxicated (9-30-5-2)	0	0	0	0
Operating Vehicle While Intoxicated/Cntrl'd Sub (9-30-5-1)	0	0	0	0
Operating Vehicle w/o License (9-24-18-1)	0	1	0	6
Operating Vehicle w/o Proof of Financial (9-25-8-2)	0	0	0	0
Operating Vehicle w/o Registration/Plates (9-18-2-43)	0	0	0	0
Possession of Marijuana, Hash Oil, or Hashish (35-48-4-11)	0	5	0	13
Possession of Paraphernalia (35-48-4-8.3)	0	3	0	6
Possession of Substance Represented to be a Controlled Substance (35-48-4-4.6)	0	0	0	0
Possession, Purchase, Accepting Tobacco (35-46-1-10.5)	0	0	0	0
Probation Violation	1	42	6	116
Public Intoxication (7.1-5-1-3)	0	0	0	0
Receiving Unidentified Property (35-43-7-5)	0	0	0	0
Reckless Driving (9-21-8-52)	0	0	0	1
Refusal to Aid Officer (35-44-3-7)	0	0	0	0
Refusal to Identify Self (34-28-5-3.5)	0	0	0	0
Selling, Distributing, Exhibiting Obscene Material (35-49-3-1)	0	0	0	0
Synthetic Drug	0	0	0	1
Taking Deer/Turkey (14-22-6-1)	0	0	0	0
Tattooing a Minor (35-42-2-7)	0	0	0	0
Torture, Kill, Mutilate an Animal (35-46-3-12)	0	0	0	0
Unauthorized Possession of Prescription (35-48-4-14)	0	0	0	0
Unlawful Entry of Motor Vehicle (35-43-4-2.7)	0	2	0	7
Unlawful Gambling (35-45-5-2)	0	0	0	0
Unlawful Use of Railroad Right of Way (8-3-15-3)	0	0	0	0
Vending Machine Vandalism (35-43-4-7)	0	0	0	0
Violation of Compulsory School Attendance Law (Truancy) (31-37-2-3)	0	2	0	3
Violation Home Detention	0	0	0	0
Violation Suspended Commitment to DOC	0	0	0	2
Voyeurism (35-45-4-5)	0	0	0	1
Welfare Fraud (35-45-5-7)	0	0	0	0
<b>Sub-Total</b>	<b>2</b>	<b>67</b>	<b>15</b>	<b>204</b>
<b>GRAND TOTAL NUMBER OF OFFENSES</b>	<b>6</b>	<b>179</b>	<b>46</b>	<b>554</b>

Source: SAS - mnthadm4\_by\_offense.pgm

**Indiana Department of Correction**  
**Table 17**  
**Number of Juvenile Offenders by Most Serious Offense**  
**Committed to the Indiana Department of Correction**

**April 2017**

MOST SERIOUS OFFENSE (Citation Code)	THE NUMBER OF JUVENILES			
	This Month		This Calendar Year	
LEVEL I	Female	Male	Female	Male
Aggravated Battery (35-42-2-1.5)	0	0	0	1
Arson (35-43-1-1)	0	0	0	0
Battery (35-42-2-1)	1	6	3	11
Battery by Bodily Waste (35-42-2-6)	0	0	0	1
Burglary (35-43-2-1)	0	3	0	15
Carjacking (35-42-5-2)	0	0	0	0
Carrying Handgun w/o License (35-47-2-1)	0	1	0	2
Changing, Altering, Removing, Obliterating ID of Handgun (35-47-2-18)	0	0	0	0
Child Exploitation (35-42-4-4)	0	0	0	0
Child in Possession of Handgun (35-47-10-5)	0	0	1	3
Child Molesting (35-42-4-3)	0	3	0	7
Child Seduction (35-42-4-7)	0	0	0	0
Child Selling (35-46-1-4)	0	0	0	0
Child Solicitation (35-42-4-6)	0	0	0	0
Consumer Product Tampering (35-45-8-3)	0	0	0	0
Criminal Confinement (35-42-3-3)	0	0	2	1
Criminal Gang Intimidation (35-45-9-4)	0	0	0	0
Criminal Gang Recruitment	0	0	0	0
Criminal Deviate Conduct (35-42-4-2)	0	0	0	0
Criminal Recklessness (35-42-2-2)	0	2	0	4
Danger Possession Firearm	0	0	0	4
Dealing in a Sawed-Off Shotgun (35-47-5-4.1)	0	0	0	0
Distribution of a Destructive Device (IC 35-47.5-5-5)	0	0	0	0
Domestic Battery (35-42-2-1.3)	0	0	0	0
Driving While Intoxicated Resulting in Death (9-30-5-5)	0	0	1	0
False, Altering Handgun License (35-47-2-22)	0	0	0	1
False Application for Handgun (35-47-2-8)	0	0	0	0
Feticide (35-42-1-6)	0	0	0	0
Handgun, False Information (35-47-2-17)	0	0	0	0
Incest (35-46-1-3)	0	0	0	0
Interference with Custody (35-42-3-4)	0	0	0	0
Intimidation (35-45-2-1)	0	0	0	0
Involuntary Manslaughter (35-42-1-4)	0	0	0	0
Kidnapping (35-42-3-2)	0	0	0	0
Murder (35-42-1-1)	0	0	0	0
Neglect of a Dependent (35-46-1-4)	0	0	0	0
Operation of a Machine Gun/Hurling a Bomb (35-47-5-9)	0	0	0	0
Overpass Mischief (35-42-2-5)	0	0	0	0
Pointing a Firearm (35-47-4-3)	0	0	0	0
Possession of Firearm on School Property (35-47-9-2)	0	0	0	0
Possession of a Machine Gun or Bomb (35-47-5-9)	0	0	0	0
Rape (35-42-4-1)	0	0	0	1
Reckless Homicide (35-42-1-5)	0	0	0	0
Resisting Law Enforcement (35-44-3-3)	0	0	0	0
Robbery (35-42-5-1)	0	6	0	22

**LEVEL I (Cont.)**

	<b>THE NUMBER OF JUVENILES</b>			
	<b>This Month</b>		<b>This Calendar Year</b>	
	<b>Female</b>	<b>Male</b>	<b>Female</b>	<b>Male</b>
Sell, Manufacture, Possess, Purchase Explosive (35-47-5-1)	0	0	0	0
Sell, Transfer, HIV Blood (35-42-1-7)	0	0	0	0
Selling, Transferring, Giving Handgun to Under 18 (35-47-2-7)	0	0	0	0
Sexual Battery (35-42-4-8)	0	0	0	3
Sexual Misconduct (35-44-1-5)	0	0	0	0
Sexual Misconduct with a Minor (35-42-4-9)	0	0	0	0
Stalking (35-45-10-5)	0	0	0	0
Strangulation (35-42-2-9)	0	1	0	1
Unlawful Delivery of Confiscated Firearm (35-47-3-4)	0	0	0	0
Unlawful Use of Body Armor (35-47-5-13)	0	0	0	0
Unlawful Use of Stun Gun (35-47-8-5)	0	0	0	0
Vicarious Sexual Gratification (35-42-4-5)	0	0	0	0
Voluntary Manslaughter (35-42-1-3)	0	0	0	1
<b>Sub-Total</b>	<b>1</b>	<b>22</b>	<b>7</b>	<b>78</b>

**LEVEL II**

Assisting a Criminal (35-44-3-2)	0	0	0	0
Chinese Throwing Star (35-47-5-12)	0	0	0	0
Criminal Gang Activity (35-45-9-3)	0	0	0	0
Criminal Recklessness (35-42-2-2)	0	0	0	0
Dealing Anabolic Steroid (16-42-19-27)	0	0	0	0
Dealing in a Schedule I, II, or III Controlled Substance (35-48-4-2)	0	1	0	1
Dealing in a Schedule IV Controlled Substance (35-48-4-3)	0	0	0	0
Dealing in a Schedule V Controlled Substance (35-48-4-4)	0	0	0	0
Dealing in a Substance Represented to be a Controlled Substance (35-48-4-4.5)	0	0	0	0
Dealing in Cocaine or Narcotic Drug (35-48-4-1)	0	0	0	1
Dealing in Marijuana, Hash Oil, or Hashish (35-48-4-10)	0	0	0	0
Dealing Methamphetamine (35-48-4-1.1)	0	0	0	0
Delivery of Weapon to Intoxicated Person (35-47-4-1)	0	0	0	0
Escape/Failure to Return to Lawful Detention (35-44-3-5)	1	1	2	5
Interference with Custody (35-42-3-4)	0	0	0	0
Intimidation (35-45-2-1)	0	2	0	6
Knife with Automatic Blade (35-47-5-2)	0	0	0	0
Loan Sharking (35-45-7-2)	0	0	0	0
Maintaining a Common Nuisance (35-48-4-13)	0	0	0	1
Manufacture, Distribution, Possession of a Substance Represented to be a Controlled Substance (35-48-4-4.6)	0	0	0	0
Neglect of a Dependent (35-46-1-4)	0	0	0	0
Possession of a Controlled Substance (35-48-4-7)	0	0	0	0
Possession of a Knife on School Property (35-47-5-2.5)	0	1	0	1
Poss precursors w/intent to manufacture etc. (35-48-4-14.5)	0	0	0	0
Promoting Prostitution (35-45-4-4)	0	0	0	0
Purchase, Possession or Sale of Stun Gun (35-47-8-5)	0	0	0	0
Resisting Law Enforcement (35-44-3-3)	0	1	0	5
Rioting with a Deadly Weapon (35-45-1-2)	0	0	0	0
Sale, Possession, Use of Legend Drug (16-42-19-27)	0	0	0	0
Sexual Misconduct with a Minor (35-42-4-9)	0	0	0	0
Stalking (35-45-10-5)	0	0	0	0
Trafficking with an Inmate (35-44-3-9)	0	0	0	1
Use of Stun Gun in Commission of a Crime (35-47-8-5)	0	0	0	0
<b>Sub-Total</b>	<b>1</b>	<b>6</b>	<b>2</b>	<b>21</b>

LEVEL III	THE NUMBER OF JUVENILES			
	This Month		This Calendar Year	
	Female	Male	Female	Male
Accident/Failure to Stop (9-26-1-8)	0	0	0	0
Accident, Property Damage with Injury (9-26-1-8)	0	0	0	0
Altering or Damaging Computer (35-43-1-4)	0	0	0	0
Auto Theft, Receiving Stolen Parts (35-43-4-2.5)	0	3	1	11
Battery (35-42-2-1)	0	5	5	20
Bestiality	0	0	0	0
Bribery (35-44-1-1)	0	0	0	0
Burglary (35-43-2-1)	0	0	0	0
Check Deception (35-43-5-5)	0	0	0	0
Check Fraud (35-43-5-12)	0	0	0	0
Child Exploitation (35-42-4-4)	0	0	0	0
Controlled Substance Registration (35-48-4-14)	0	0	0	0
Conversion (35-43-4-3)	0	1	0	4
Criminal Mischief (35-43-1-2)	0	2	1	5
Criminal Recklessness (35-42-2-2)	0	0	0	0
Criminal Trespass (35-43-2-2)	0	2	0	2
Dealing in Altered Property (35-43-4-2.3)	0	0	0	0
Dealing in Marijuana, Hash Oil, or Hashish (35-48-4-10)	0	2	0	2
Dealing in Paraphernalia (35-48-4-8.5)	0	0	0	0
Distribution of Material Harmful to Minor (35-49-3-3)	0	0	0	0
Escape/Failure to Return to Lawful Detention (35-44-3-5)	1	2	2	5
Failure to Appear (35-44-3-6)	0	0	0	0
False Reporting (35-44-2-2)	0	0	0	0
Forgery (35-43-5-2)	0	0	0	0
Fraud (35-43-5-4)	0	0	0	0
Fraud on Financial Institution (35-45-5-8)	0	0	0	0
Home Improvement Fraud (35-43-6-13)	0	0	0	0
Identity Deception (35-43-5-3.5)	0	0	0	0
Interference with Custody (35-42-3-4)	0	0	0	0
Interference with Reporting Crime (35-45-2-5)	0	0	0	0
Invasion of Privacy (35-46-1-15.1)	0	0	0	0
Kill Domestic Animal	0	0	0	0
Manufacture of Paraphernalia (35-48-4-8.1)	0	0	0	0
Nonsupport of Child (35-46-1-5)	0	0	0	0
Nonsupport of Spouse (35-46-1-6)	0	0	0	0
Obscene Performance (35-49-3-1)	0	0	0	0
Obstructing Fireman (35-44-3-8)	0	0	0	0
Obstructing Traffic (35-42-2-4)	0	0	0	0
Obstruction of Justice (35-44-3-4)	0	0	0	0
Operating Vehicle After Lifetime Forfeiture (9-30-10-17)	0	0	0	0
Operating Vehicle While Intoxicated (9-30-5-4)	0	0	0	0
Operating Vehicle While Intoxicated with Prior (9-30-5-3)	0	0	0	0

**LEVEL III (Cont.)****THE NUMBER OF JUVENILES**

	<b>This Month</b>		<b>This Calendar Year</b>	
	<b>Female</b>	<b>Male</b>	<b>Female</b>	<b>Male</b>
Patronizing a Prostitute (35-45-4-3)	0	0	0	0
Perjury (35-44-2-1)	0	0	0	0
Possession of Cocaine or Narcotic Drug (35-48-4-6)	0	0	0	0
Possession of a Controlled Substance (35-48-4-7)	0	0	0	0
Possession of Marijuana, Hash Oil, or Hashish (35-48-4-11)	0	0	0	0
Possession of Methamphetamine (35-48-4-6.1)	0	0	0	0
Possession of Paraphernalia (35-48-4-8.3)	0	0	0	0
Possession/Use of Legend Drug (16-42-19-13)	0	0	0	0
Possession of a Syringe (16-42-19-18)	0	0	0	0
Professional Gambling (35-45-5-3)	0	0	0	0
Profiting from Adoption (35-46-1-9)	0	0	0	0
Promoting Professional Gambling (35-45-5-4)	0	0	0	0
Promoting Prostitution (35-45-4-4)	0	0	0	0
Prostitution (35-45-4-2)	0	0	0	0
Public Indecency (35-45-4-1)	0	0	0	0
Public Nudity (35-45-4-1.5)	0	0	0	0
Railroad Mischief (35-42-2-5.5)	0	0	0	0
Receiving Stolen Property (35-43-4-2)	0	0	1	1
Residential Entry (35-43-2-1.5)	0	1	0	2
Resisting Law Enforcement (35-44-3-3)	0	4	1	8
Rioting (35-45-1-2)	0	0	0	0
Sale, Possession, Use of Legend Drug (16-42-19-27)	0	0	0	0
Selling, Distributing, Exhibiting Obscene Material (35-49-3-1)	0	0	0	0
Stalking (35-45-10-5)	0	0	0	0
Theft (35-43-4-2)	0	3	1	17
Torture or Mutilation of Animal (35-46-3-12)	0	0	0	0
Trafficking with an Inmate (35-44-3-9)	0	0	0	0
Unauth Entry/Vehicle (35-43-4-2.7)	0	0	0	0
Unauthorized Possession of Prescription Form (35-48-4-14)	0	0	0	0
Voyeurism (35-45-4-5)	0	0	0	0
Welfare Fraud (35-43-5-7)	0	0	0	0
<b>Sub-Total</b>	<b>1</b>	<b>25</b>	<b>12</b>	<b>77</b>

**LEVEL IV**

Absence From Home Detention (35-38-2.5-10)	0	0	0	0
Accident/Failure to Stop (9-26-1-8)	0	0	0	0
Assisting a Criminal (35-44-3-2)	0	0	0	0
BEATS VERTEBR ANIMAL (35-46-3-12)	0	0	0	1
Check Deception (35-43-5-5)	0	0	0	0
Common Nuisance (35-48-4-13)	0	0	0	0
Computer Trespassing (35-43-2-3)	0	0	0	0
Counterfeiting a Driver's License (9-24-18-7)	0	0	0	0
Counterfeiting Auto Registration (9-18-2-42)	0	0	0	0
Curfew Violation (31-37-2-5)	0	0	0	0
Deception (35-43-5-3)	0	0	0	0
Disorderly Conduct (35-45-1-3)	0	0	1	3
Dissemination of Material Harmful to Minor (35-49-3-3)	0	0	0	0
Driving with Suspended License (9-24-19-2)	0	0	0	0
Exploitation of Dependent/Endangered Adult (35-46-1-12)	0	0	0	0
Failure to Appear (35-44-3-6)	0	0	0	0
Failure to Disclose Recruitment (35-46-4-4)	0	0	0	0
Failure to Respond to Summons (35-44-3-6.5)	0	0	0	0
False Auto Registration (9-18-2-44)	0	0	0	0
False Informing (35-44-2-2)	0	0	0	0
Flag Desecration (35-45-1-4)	0	0	0	0



LEVEL IV (Cont.)

THE NUMBER OF JUVENILES

	This Month		This Calendar Year	
	Female	Male	Female	Male
Glue Sniffing (35-46-6-2)	0	0	0	0
Habitual Disobedience of Parent, Guardian, or Custodian (Incorrigible) (31-37-2-4)	0	0	0	0
Harassment (35-45-2-2)	0	0	0	0
Home Improvement Fraud (35-43-6-12)	0	0	0	0
Illegal Consumption of Alcohol (7.1-5-7-7)	0	0	0	0
Illegal Possession of Alcohol (7.1-5-7-7)	0	0	0	0
Impairment of ID Number (35-43-7-4)	0	0	0	0
Interference with Custody (35-42-3-4)	0	0	0	0
Interfering with Law Enforcement Animal (35-46-3-11)	0	0	0	0
Invasion of Privacy (35-46-1-15.1)	0	0	0	0
Leaving Home w/o Permission of Parent, Guardian or Custodian (Runaway) (31-37-2-2)	0	0	0	0
Nitrous Oxide Distribution (35-46-6-3)	0	0	0	0
Obscene Performance (35-49-3-1)	0	0	0	0
Obstructing Medical Emergency (35-44-3-8.5)	0	0	0	0
Obstructing Traffic (35-42-2-4)	0	0	0	0
Operating Vehicle While Intoxicated (9-30-5-2)	0	0	0	0
Operating Vehicle While Intoxicated/Cntrlld Sub (9-30-5-1)	0	0	0	0
Operating Vehicle w/o License (9-24-18-1)	0	0	0	0
Operating Vehicle w/o Proof of Financial (9-25-8-2)	0	0	0	0
Operating Vehicle w/o Registration/Plates (9-18-2-43)	0	0	0	0
Possession of Marijuana,Hash Oil, or Hashish (35-48-4-11)	0	3	0	5
Possession of Paraphernalia (35-48-4-8.3)	0	0	0	0
Possession of Substance Represented to be a Controlled Substance (35-48-4-4.6)	0	0	0	0
Possession, Purchase, Accepting Tobacco (35-46-1-10.5)	0	0	0	0
Probation Violation	0	0	0	0
Public Intoxication (7.1-5-1-3)	0	0	0	0
Receiving Unidentified Property (35-43-7-5)	0	0	0	0
Reckless Driving (9-21-8-52)	0	0	0	0
Refusal to Aid Officer (35-44-3-7)	0	0	0	0
Refusal to Identify Self (34-28-5-3.5)	0	0	0	0
Selling,Distributing,Exhibiting Obscene Material (35-49-3-1)	0	0	0	0
Synthetic Drug	0	0	0	0
Torture, Kill, Mutilate an Animal (35-46-3-12)	0	0	0	0
Unauthorized Possession of Prescription (35-48-4-14)	0	0	0	0
Unlawful Entry of Motor Vehicle (35-43-4-2.7)	0	0	0	1
Unlawful Gambling (35-45-5-2)	0	0	0	0
Unlawful Use of Railroad Right of Way (8-3-15-3)	0	0	0	0
Vending Machine Vandalism (35-43-4-7)	0	0	0	0
Violation of Compulsory School Attendance Law (Truancy) (31-37-2-3)	0	0	0	0
Violation Home Detention	0	0	0	0
Violation Suspended Commitment to DOC	0	0	0	0
Voyeurism (35-45-4-5)	0	0	0	1
Welfare Fraud (35-45-5-7)	0	0	0	0
NO SENTENCE DATA	0	0	0	0
<b>Sub-Total</b>	<b>0</b>	<b>3</b>	<b>1</b>	<b>11</b>
<b>GRAND TOTAL NUMBER OF JUVENILES</b>	<b>3</b>	<b>56</b>	<b>22</b>	<b>187</b>

Source: SAS - mnthadm4.mso

**Indiana Department of Correction**  
**Table 18**  
**Juvenile Female New Commitments**

<u>Month</u>	<u>2013</u>	<u>2014</u>	<u>2015</u>	<u>2016</u>	<u>2017</u>
January	18	10	3	6	2
February	13	9	8	10	5
March	11	7	4	11	6
April	13	15	10	9	2
May	13	11	12	4	
June	13	8	6	11	
July	20	14	5	4	
August	23	10	10	4	
September	6	5	13	7	
October	10	8	0	5	
November	5	5	11	6	
December	<u>12</u>	<u>13</u>	<u>11</u>	<u>5</u>	
<b>TOTALS</b>	<b>157</b>	<b>115</b>	<b>93</b>	<b>82</b>	<b>15</b>

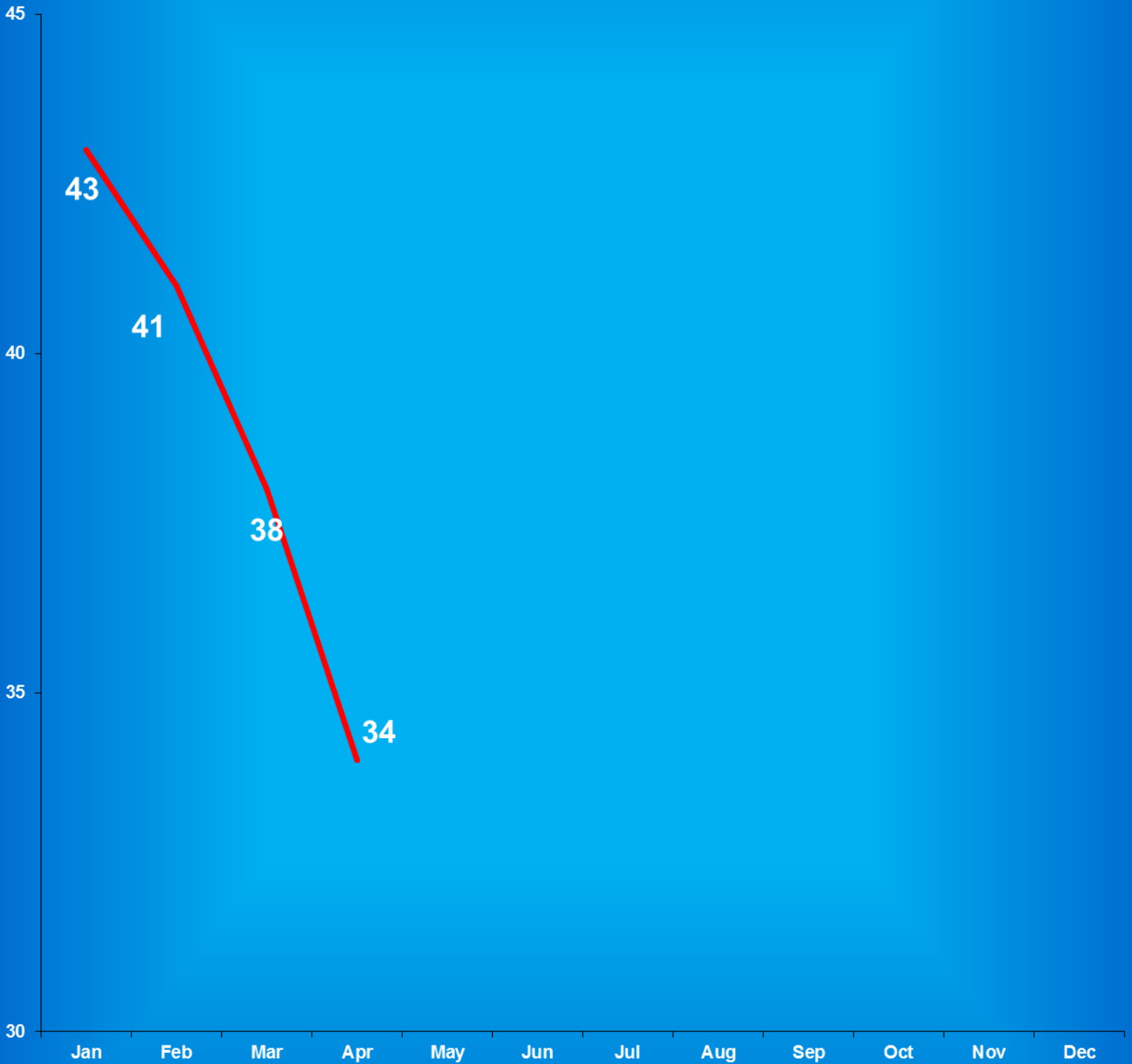
Source:

SAS - mnthadm4.pgm

# Indiana Department of Correction

## Graph G

Average Daily Juvenile Female Offender Populations  
Calendar Year 2017



**Indiana Department of Correction**  
**Table 19**  
**Juvenile Male New Commitments**

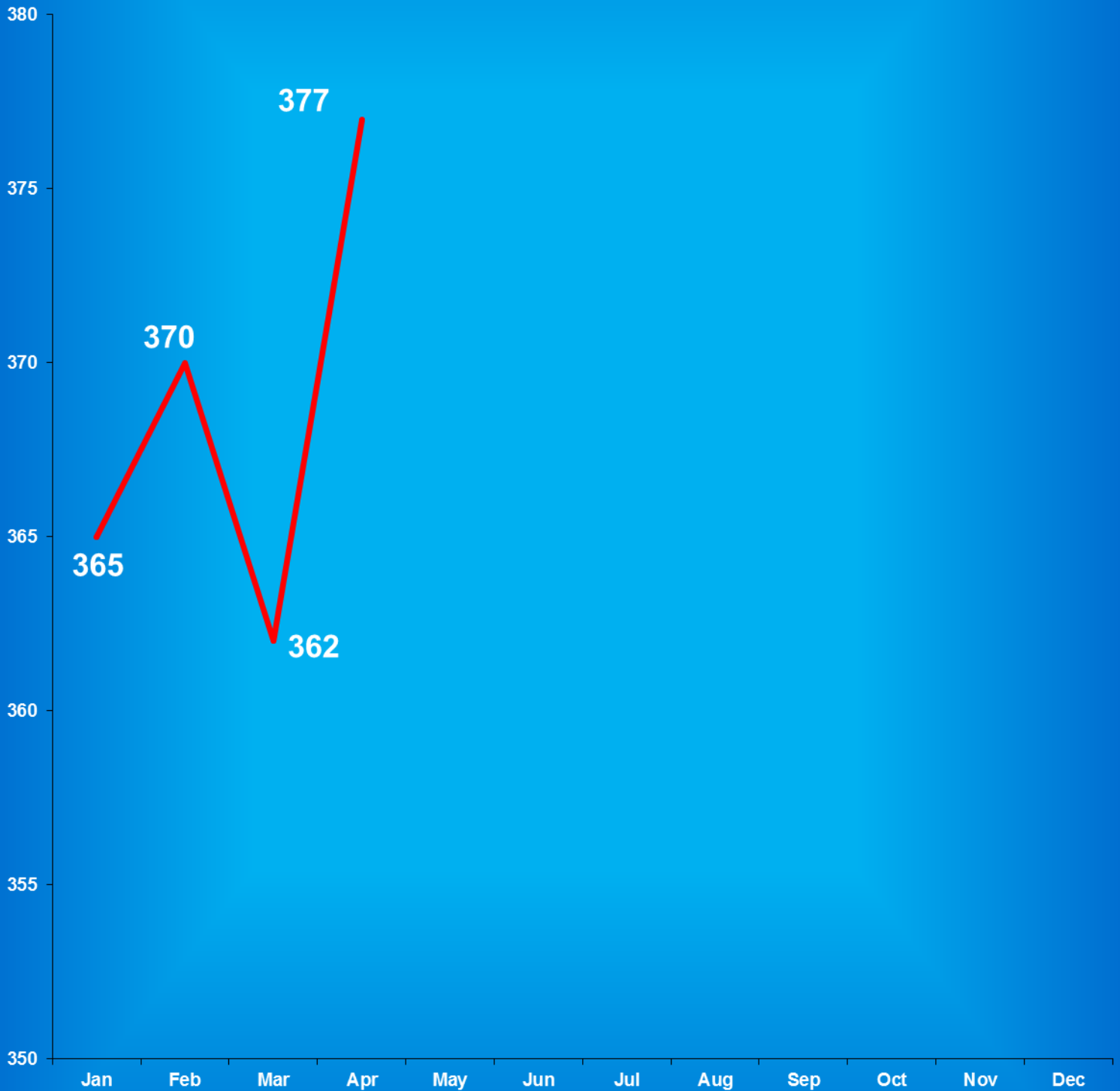
<u>Month</u>	<u>2013</u>	<u>2014</u>	<u>2015</u>	<u>2016</u>	<u>2017</u>
January	76	58	35	39	26
February	45	46	26	40	26
March	82	30	32	69	36
April	47	53	43	33	45
May	74	47	37	44	
June	45	55	41	40	
July	68	46	50	29	
August	44	42	31	38	
September	31	43	42	36	
October	74	48	45	24	
November	59	40	41	28	
December	<u>40</u>	<u>40</u>	<u>40</u>	<u>30</u>	
<b>TOTALS</b>	<b>685</b>	<b>548</b>	<b>463</b>	<b>450</b>	<b>133</b>

Source:  
SAS - mnthadm4.pgm

# Indiana Department of Correction

## Graph H

### Average Daily Juvenile Male Offender Populations Calendar Year 2017





# Juvenile Reintegration Districts



District #8

District #6

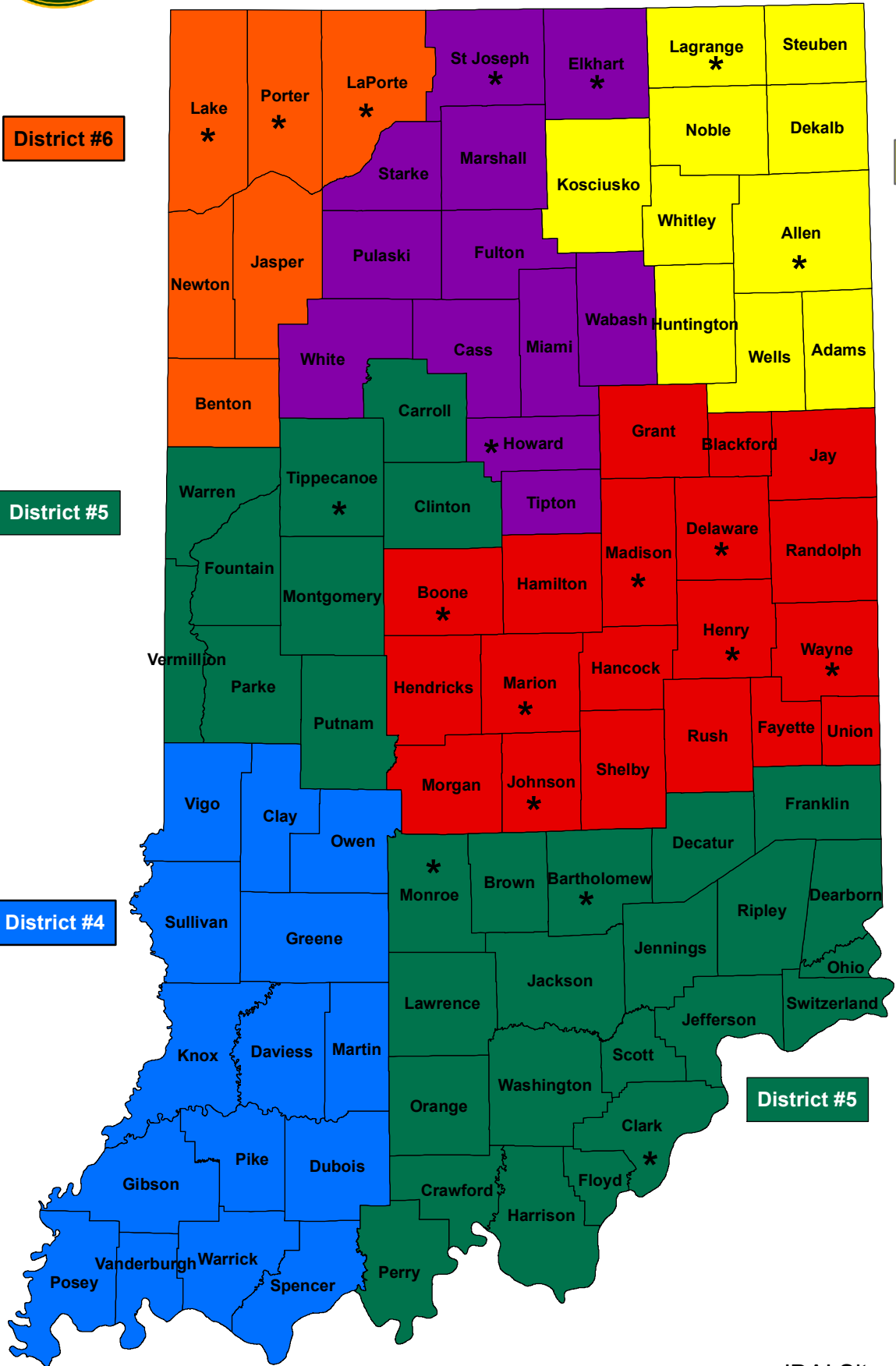
District #2

District #5

District #3

District #4

District #5



\*JDAI Site

**Indiana Department of Correction**  
**Table 20**  
**Juvenile Parole Caseload on May 01, 2017**

<u>Juvenile Reintegration Districts</u>	<b>Indiana Parolees</b>		<b>Other Jurisdiction</b>		<u>Total</u>
	<u>Juvenile Male</u>	<u>Juvenile Female</u>	<u>Juvenile Male</u>	<u>Juvenile Female</u>	
<i>Interstate Compact (RD0)*</i>	0	0	6	0	6
	<u>District Supervision Breakdown as follows:</u>				
Juv Reintegration District 2	7	0	0	0	7
Juv Reintegration District 3	6	0	2	0	8
Juv Reintegration District 4	3	1	0	0	4
Juv Reintegration District 5	0	0	0	0	0
Juv Reintegration District 6	3	2	4	0	9
Juv Reintegration District 8	3	2	0	0	5
<b>Total</b>	<b>22</b>	<b>5</b>	<b>6</b>	<b>0</b>	<b>33</b>

**Total Juvenile Parole Population on the First Day of Each Month**

<u>Calendar Year 2017</u>	<b>Indiana Parolees</b>		<b>Other Jurisdiction</b>		<u>Total</u>
	<u>Juvenile Male</u>	<u>Juvenile Female</u>	<u>Juvenile Male</u>	<u>Juvenile Female</u>	
January	27	6	5	0	38
February	24	7	5	0	36
March	27	7	4	0	38
April	25	7	6	0	38
May	22	5	6	0	33

*\* Includes Indiana parolees who are serving their parole in another state, as well as offenders from other States being supervised in Indiana (Interstate Compact)*

Sources: Juvenile Services  
Parole Division  
SAS - juvpar12.pgm

**Indiana Department of Correction  
Indiana Government Center South, Room E334  
302 W. Washington Street  
Indianapolis, IN 46204**

**Prepared by:  
Josh Spear, Research Analyst  
(317) 234-4417  
[jspear2@idoc.IN.gov](mailto:jspear2@idoc.IN.gov)**

**This report and previous reports may be found at:**

**<http://www.in.gov/idoc/2376.htm>**





# CHANGING LIVES

The logo for the Indiana Department of Correction is circular, featuring a central torch surrounded by stars. The words "EMPLOYEES", "EFFICIENCY", and "EFFECTIVENESS" are arranged around the torch. The outer ring of the logo contains the text "INDIANA DEPARTMENT OF CORRECTION". To the right of the logo is a blue silhouette of the state of Indiana.

The Indiana Department of Correction advances public safety and successful re-entry through dynamic supervision, programming, and partnerships.