


Indiana Department of Correction

Division of Research & Technology



Offender Population Statistical Report

- January 2013 -

Bruce Lemmon, Commissioner

**Indiana Department of Correction
Indiana Government Center South, Room E334
302 W. Washington Street
Indianapolis, IN 46204**

**Prepared by:
Ryan Lammert, Research Analyst
(317) 234-4417
RLammert@idoc.IN.gov**

This report and previous reports may be found at:

<http://www.in.gov/idoc/2376.htm>



Executive Summary

Beginning January, 2013, the IDOC Offender Population Statistical Report includes several changes and additions not previously reported. Those changes are as follows:

- The population summary included in this report now includes overall admission and release counts.
- Tables 6, 7, 14 and 15 are new to this report. They detail number of new admissions by offense level and number of releases by release type, all broken down by county of commitment for offenders' most serious crime.
- Tables 9 and 10 (from previous reports) are now 11 and 12 and no longer include parole violation admissions or admissions for Community Transition Program (CTP) violations.
- Tables 11, 12, 16 and 17 have been modified to make them easier to read. These tables will continue to display admissions by offense for all citations and most serious offense.
- Tables 11 & 12 only report offenses which are admitted to IDOC and will no longer include offenses with a value of zero. Therefore, offenses which are not represented by the IDOC offender population will not appear on either of these tables.

Indiana Department of Correction Population Summary

- There were 25,483 adult male offenders (including 397 county jail “back-ups” and 163 in contracted beds) on February 1, 2013.
This population is 3% below operational bed capacity for general population.
- There were 2,465 adult female offenders (including 21 county jail “back-ups” and 115 in contracted beds) on February 1, 2013.
This population is 5% below the operational bed capacity.
- There were 462 juvenile male offenders in the Department’s facilities on February 1, 2013. This population is 35% below the operational bed capacity.
- There were 55 juvenile female offenders in the Department’s facilities on February 1, 2013. This population is 66% below the operational bed capacity.
- There were 9,033 adult males on parole in Indiana (8,605 Indiana parolees and 428 other jurisdiction parolees) on February 1, 2013.
- There were 1,146 adult females on parole in Indiana (1,102 Indiana parolees and 44 other jurisdiction parolees) on February 1, 2013.
- There were 1,462 adults admitted to IDOC (1,228 male and 234 female) and 1,480 adults released from IDOC (1,274 male and 206 female) in January 2013.
- There were 100 juveniles admitted to IDOC (81 male and 19 female) and 80 juveniles released from IDOC (68 male and 12 female) in January 2013.

Definitions

For the purpose of this report, the following definitions apply:

Admission – The means by which an offender enters the custody or jurisdiction of the Indiana Department of Correction. For this report, with the exception of the return of an escapee, this does not include a return from a temporary absence.

Average Daily Population – The sum of the daily beginning counts for a month, divided by that month's number of daily beginning counts.

Beginning Count – The number of offenders physically present at the beginning of the day (ie, 0000:01 hours).

Class A Felony – An offense whereby a person convicted of this felony shall be imprisoned for a fixed term of thirty years, with not more than twenty years added for aggravating circumstances, or not more than ten years subtracted for mitigating circumstances.

Class B Felony – An offense whereby a person convicted of this felony shall be imprisoned for a fixed term of ten years, with not more than ten years added for aggravating circumstances, or not more than four years subtracted for mitigating circumstances.

Class C Felony – An offense whereby a person convicted of this felony shall be imprisoned for a fixed term of four years, with not more than four years added for aggravating circumstances, or not more than two years subtracted for mitigating circumstances.

Class D Felony – An offense whereby a person convicted of this felony shall be imprisoned for a fixed term of one and one-half years, with not more than one and one-half years added for aggravating circumstances, or not more than one year subtracted for mitigating circumstances.

County Jail "Back-ups" (Jail Bed Count) – Those offenders who have been committed to the Indiana Department of Correction, but are housed in a county jail until they can be transferred to a Department of Correction intake facility. The county receives \$35.00 per day, per offender, to house these offenders.

Ending Count – The number of offenders physically present at the end of the day (ie, 2400:00 hours).

Felon – A person convicted in any jurisdiction who might have been imprisoned for more than one year.

Level 1 Security Classification – Minimum security level. Facilities which are designated as Level 1 have the least restrictive security measures in place.

Level 2 Security Classification – Medium security level. Facilities which are designated as Level 2 have a moderate degree of security measures in place.

Level 3 Security Classification – Maximum security level. Facilities which are designated as Level 3 have very restrictive security measures in place.

Misdemeanant – A person convicted in any jurisdiction who might have been imprisoned for not more than one year.

Murder – An offense whereby a person convicted of this felony shall be imprisoned for a fixed term of fifty-five years, with not more than ten years added for aggravating circumstances, or not more than ten years subtracted for mitigating circumstances.

Operational Capacity – The total bed capacity of the facility. The capacity of a facility is the number of beds authorized for safe and efficient operation of the facility.

Pre-Dispositional – An individual ordered by the Court to the Indiana Department of Correction for evaluation prior to sentencing.

Recommitment – When an offender returns to IDOC after having served all or some of a sentence unrelated to the current sentence.

Release – The means by which an offender leaves the custody or jurisdiction of the Indiana Department of Correction. For this report, with the exception of an escapee, this does not include a temporary absence.

Safekeeper – An individual whom the Court has determined to be in imminent danger of serious bodily injury or death, or who represents a substantial threat to the safety of others, and whom the Court has ordered to the Indiana Department of Correction for custody and security control.

Secure Confinement Units – Denotes maximum control with the most restrictive security measures in place.

Vacancy – The number of beds available for assignment.

Indiana Department of Correction

Human Resource Report

January 31, 2013

ADULT FACILITIES

Facility	Total Staff*	Custody Staff	Non-Custody	Vacancies	Hires - Rehires	Retired - Terminated	Contract/Vendor		
							Aramark	Health	Education
Branchville Correctional Facility	261	188	73	19	6	4	11	43	5
Chain O'Lakes Correctional Facility	29	20	9	4	0	1	5	2	0
Correctional Industrial Facility	339	272	67	38	0	3	17	32	6
Edinburgh Correctional Facility	62	46	16	7	0	0	4	3	1
Henryville Correctional Facility	41	34	7	1	1	0	4	2	0
Indiana State Prison/Lakeside	531	426	105	67	5	10	22	72	4
Indiana Women's Prison	176	123	53	10	1	3	6	23	6
Indianapolis Re-Entry Educational Fac.	122	75	47	9	0	1	4	13	5
Madison Correctional Facility	133	86	47	4	0	0	7	33	5
Miami Correctional Facility	499	389	110	65	4	10	29	48	11
New Castle Correctional Facility***	550	418	75	6	0	0	32	57	0
Pendleton Correctional Facility	470	364	106	40	20	7	22	35	6
Plainfield Correctional Facility	365	283	82	38	11	3	18	53	11
Putnamville Correctional Facility	493	376	117	36	14	10	21	41	11
Reception-Diagnostic Center	230	177	53	12	5	2	8	39	0
Rockville Correctional Facility	251	180	71	17	2	6	14	34	9
South Bend Comm. Re-Entry Center	39	28	11	3	0	0	4	2	0
STOP DOC Staff	17	0	17	1	0	0	0	0	0
STOP GEO Staff***	118	90	23	14	0	0	7	5	0
Wabash Valley Correctional Facility	615	490	125	40	1	9	37	60	10
Westville Correctional Facility	747	575	172	58	17	12	39	75	12
Total	6,026	4,640	1,386	489	87	81	311	672	102

JUVENILE FACILITIES

		Total Staff*	Custody Staff	Non-Custody	Vacanies	Hires - Rehires	Retired - Terminated	Contract/Vendor		
Facility								Aramark	Health	Education
Camp Summit		54	35	19	8	0	0	3	1	0
Logansport Intake/North Central		168	113	55	14	0	2	8	14	0
Madison Juvenile Correctional		88	69	19	17	4	2	0	0	12
Pendleton Juvenile Correctional		271	187	84	30	8	14	10	21	0
	Total	581	404	177	69	12	18	21	36	12
Central Office**	Total	464	164	300	45	2	4	0	0	2
STATE EMPLOYEE TOTAL		6,465	4,700	1,765	583	101	103	0	0	0
CONTRACT EMPLOYEE TOTAL		1,824	508	1,254	20	0	0	332	708	116
GRAND TOTAL		8,289	5,208	3,019	603	101	103	332	708	116



Offender Statistics



Indiana Department of Correction
Table 1
Offender Population & Vacancy Numbers, by Facility Security Level
February 1, 2013

LEVEL 1

Adult Male

	January Ending Count	General Population Vacancies	Programs & Treatment Vacancies	Segregation & Infirmary Vacancies	Down Beds	Held Beds
Chain O'Lakes Correctional Facility	118	17	0	0	0	1
Edinburgh Correctional Facility	262	57	0	0	0	1
Henryville Correctional Facility	141	26	0	0	0	1
Miami Correctional Facility	153	51	0	0	0	0
New Castle Level One (Contracted Beds)	164	40	0	0	0	0
Pendleton Correctional Facility	183	35	0	0	1	1
Re-Entry Educational Facility	396	13	11	0	0	0
South Bend Community Re-Entry Facility	124	44	4	0	0	0
Wabash Valley Correctional Facility	166	32	0	0	0	0
Westville Correctional Facility	<u>317</u>	<u>26</u>	<u>0</u>	<u>0</u>	<u>3</u>	<u>2</u>
Total	2,024	341	15	0	4	6

Adult Female

Madison Correctional Facility	553	23	0	0	0	0
Jefferson Co. Re-Entry	<u>34</u>	<u>2</u>	<u>0</u>	<u>0</u>	<u>0</u>	<u>0</u>
Total	587	25	0	0	0	0

LEVEL 2

Adult Male

Branchville Correctional Facility	1,423	41	16	5	0	0
Indiana State Prison-Outside Facility	185	200	0	0	0	0
New Castle Correctional Facility (Contracted Beds)	2,403	5	4	11	0	8
Plainfield Correctional Facility	1,668	0	0	4	0	0
Putnamville Correctional Facility	2,488	7	2	7	0	0
Short Term Offender Program	748	12	0	0	0	4
Westville Correctional Facility	<u>2,823</u>	<u>27</u>	<u>2</u>	<u>5</u>	<u>3</u>	<u>26</u>
Total	11,738	292	24	32	3	38

Adult Female

Rockville Correctional Facility	1,149	28	27	11	0	38
---------------------------------	--------------	-----------	-----------	-----------	----------	-----------

Table 1 (Cont.)

LEVEL 3**Adult Male**

	January Ending Count	General Population Vacancies	Programs & Treatment Vacancies	Segregation & Infirmary Vacancies	Down Beds	Held Beds
Correctional Industrial Facility	1,411	16	0	3	3	10
Miami Correctional Facility	2,958	12	3	10	0	1
New Castle Psychiatric Unit (Contracted Beds)	119	0	9	0	0	0
Reception-Diagnostic Center	<u>607</u>	<u>69</u>	<u>0</u>	<u>0</u>	<u>19</u>	<u>0</u>
Total	5,095	97	12	13	22	11

Adult Female

Indiana Women's Prison	593	22	6	10	0	0
------------------------	------------	-----------	----------	-----------	----------	----------

LEVEL 4**Adult Male**

	January Ending Count	General Population Vacancies	Programs & Treatment Vacancies	Segregation & Infirmary Vacancies	Down Beds	Held Beds
Indiana State Prison	1,975	13	15	46	5	13
New Castle Annex	438	28	4	5	3	2
Pendleton Correctional Facility	1,605	7	0	37	5	61
Wabash Valley Correctional Facility	<u>1,696</u>	<u>6</u>	<u>45</u>	<u>19</u>	<u>4</u>	<u>15</u>
Total	5,714	54	64	107	17	91

SECURE CONFINEMENT UNITS**Adult Male**

Wabash Valley Correctional Facility	193	0	0	23	0	0
Westville Control Unit	<u>159</u>	<u>0</u>	<u>0</u>	<u>1</u>	<u>5</u>	<u>0</u>
Total	352	0	0	24	5	0

JAIL BED COUNT

Adult Male	397	N/A	N/A	N/A	N/A	N/A
Adult Female	<u>21</u>	N/A	N/A	N/A	N/A	N/A
Total	418					

CONTRACTED BEDS**Adult Male**

Liberty Hall Re-Entry Facility	135	34	0	0	0	1
Marion Co. Re-Entry	11	38	0	0	0	1
Vigo Co. Re-Entry	1	0	0	0	4	0
Volunteers of America - Evansville	<u>16</u>	<u>2</u>	<u>0</u>	<u>0</u>	<u>0</u>	<u>0</u>
Total	163	81	0	0	4	2

Adult Female

Craine House	5	0	0	0	0	0
Liberty Hall Re-Entry Facility	92	8	0	0	0	0
Volunteers of America - Evansville	<u>18</u>	<u>7</u>	<u>0</u>	<u>0</u>	<u>0</u>	<u>0</u>
Total	115	15	0	0	0	0

Table 1 (Cont.)

JUVENILE OFFENDERS

Juvenile Male

	January Ending Count	General Population Vacancies	Programs & Treatment Vacancies	Segregation & Infirmary Vacancies	Down Beds	Held Beds
Camp Summit	86	9	0	0	0	0
Logansport Juvenile Intake/Diagnostic Facility	38	46	0	8	0	0
North Central Juvenile Correctional Facility	129	35	0	10	0	0
Pendleton Juvenile Correctional Facility	<u>209</u>	<u>160</u>	<u>0</u>	<u>14</u>	<u>0</u>	<u>8</u>
Total	462	250	0	32	0	8

Juvenile Female

Madison Juvenile Correctional Facility	55	109	0	8	0	0
--	----	-----	---	---	---	---

TOTALS

	January Ending Count	General Population Vacancies	Programs & Treatment Vacancies	Segregation & Infirmary Vacancies	Down Beds	Held Beds
GRAND TOTAL FOR ALL ADULT MALES (Includes Jail Bed Count and Contracted Beds)	25,483	865	115	176	55	148
TOTAL FOR ADULT MALES IDOC FACILITIES ONLY	24,923	784	115	176	51	146
GRAND TOTAL FOR ALL ADULT FEMALES (Includes Jail Bed Count and Contracted Beds)	2,465	90	33	21	0	38
TOTAL FOR ADULT FEMALES IDOC FACILITIES ONLY	2,329	75	33	21	0	38
TOTAL FOR JUVENILE MALES	462	250	0	32	0	8
TOTAL FOR JUVENILE FEMALES	55	109	0	8	0	0
GRAND TOTAL FOR THE DEPARTMENT (Includes Jail Bed Count and Contracted Beds)	28,465	1,314	148	237	55	194
GRAND TOTAL FOR THE DEPARTMENT (Excludes Jail Bed Count and Contracted Beds)	27,769	1,218	148	237	51	192

Sources: Planning Division Facility Body Count Report
 Planning Division Juvenile Daily Count Report
 Operational Support Services - Jail Bed Count Report
 Operational Support Services - Vacancy Report

Indiana Department of Correction
Table 2
Operational Capacity Compared to Population, by Facility
February 1, 2013

LEVEL 1

Adult Male

	December Operational Capacity	January Operational Capacity	January Adjusted Operational Capacity*	January Ending Count	Percent +/- Capacity
Chain O'Lakes Correctional Facility	136	136	135	118	-13%
Edinburgh Correctional Facility	320	320	319	262	-18%
Henryville Correctional Facility	168	168	167	141	-16%
Miami Correctional Facility	204	204	204	153	-25%
New Castle Level One (Contracted Beds)	204	204	204	164	-20%
Pendleton Correctional Facility	220	220	218	183	-16%
Re-Entry Educational	420	420	409	396	-3%
South Bend Community Re-Entry Facility	172	172	168	124	-26%
Wabash Valley Correctional Facility	198	198	198	166	-16%
Westville Correctional Facility	<u>379</u>	<u>379</u>	<u>374</u>	<u>317</u>	<u>-15%</u>
Total	2,421	2,421	2,396	2,024	-16%

Adult Female

Madison Correctional Facility	576	576	576	553	-4%
Jefferson Co. Re-Entry	<u>36</u>	<u>36</u>	<u>36</u>	<u>34</u>	<u>-6%</u>
Total	612	612	612	587	-4%

LEVEL 2

Adult Male

Branchville Correctional Facility	1,485	1,485	1464	1,423	-3%
Indiana State Prison-Outside Facility	385	385	385	185	-52%
New Castle Correctional Facility (Contracted Beds)	2,431	2,431	2408	2,403	0%
Plainfield Correctional Facility	1,672	1,672	1668	1,668	0%
Putnamville Correctional Facility	2,504	2,504	2495	2,488	0%
Short Term Offender Program	764	764	760	748	-2%
Westville Correctional Facility	<u>2,886</u>	<u>2,886</u>	<u>2850</u>	<u>2,823</u>	<u>-1%</u>
Total	12,127	12,127	12,030	11,738	-2%

Adult Female

Rockville Correctional Facility	1,253	1,253	1215	1,149	-5%
---------------------------------	--------------	--------------	------	--------------	-----

Table 2 (Cont.)

LEVEL 3

Adult Male

	December Operational Capacity	January Operational Capacity	January Adjusted Operational Capacity*	January Ending Count	Percent +/- Capacity
Correctional Industrial Facility	1,443	1,443	1427	1,411	-1%
Miami Correctional Facility	2,984	2,984	2970	2,958	0%
New Castle Psychiatric Unit (Contracted Beds)	128	128	119	119	0%
Reception-Diagnostic Center	<u>695</u>	<u>695</u>	<u>676</u>	<u>607</u>	<u>-10%</u>
Total	5,250	5,250	5,192	5,095	-2%

Adult Female

Indiana Women's Prison	631	631	615	593	-4%
------------------------	------------	------------	-----	------------	-----

LEVEL 4

Adult Male

	December Operational Capacity	January Operational Capacity	January Adjusted Operational Capacity*	January Ending Count	Percent +/- Capacity
Indiana State Prison	2,067	2,067	1988	1,975	-1%
New Castle Annex	480	480	466	438	-6%
Pendleton Correctional Facility	1,715	1,715	1612	1,605	0%
Wabash Valley Correctional Facility	<u>1,785</u>	<u>1,785</u>	<u>1702</u>	<u>1,696</u>	<u>0%</u>
Total	6,047	6,047	5,768	5,714	-1%

SECURE CONFINEMENT UNITS

Adult Male

Wabash Valley Correctional Facility	216	216	193	193	0%
Westville Control Unit	<u>165</u>	<u>165</u>	<u>159</u>	<u>159</u>	<u>0%</u>
Total	381	381	352	352	0%

JAIL BED COUNT**

Adult Male	541	397	↓	397	397	0%
Adult Female	<u>40</u>	<u>21</u>	↓	<u>21</u>	<u>21</u>	<u>0%</u>
Total	581	418		418	418	0%

CONTRACTED BEDS

Adult Male

Liberty Hall Re-Entry	170	170	169	135	-20%
Marion Co. Re-Entry	50	50	49	11	-78%
Vigo Co. Re-Entry	5	5	1	1	0%
Volunteers of America - Evansville	<u>25</u>	<u>25</u>	<u>25</u>	<u>16</u>	<u>-36%</u>
Total	250	250	244	163	-33%

Adult Female

Craine House	5	5	5	5	0%
Liberty Hall Re-Entry	100	100	100	92	-8%
Volunteers of America - Evansville	<u>25</u>	<u>25</u>	<u>25</u>	<u>18</u>	<u>-28%</u>
Total	130	130	130	115	-12%

Table 2 (Cont.)

JUVENILE OFFENDERS

Juvenile Male

	December Operational Capacity	January Operational Capacity	January Adjusted Operational Capacity*	January Ending Count	Percent +/- Capacity
Camp Summit	95	95	95	86	-9%
Logansport Juvenile Intake/Diagnostic Facility	92	92	84	38	-55%
North Central Juvenile Correctional Facility	174	174	164	129	-21%
Pendleton Juvenile Correctional Facility	<u>391</u>	<u>391</u>	<u>369</u>	<u>209</u>	<u>-43%</u>
Total	752	752	712	462	-35%

Juvenile Female

Madison Juvenile Correctional Facility	172	172	164	55	-66%
--	-----	-----	-----	----	------

TOTALS

	December Operational Capacity	January Operational Capacity	January Adjusted Operational Capacity***	January Ending Count	Percent +/- Capacity
GRAND TOTAL FOR ALL ADULT MALES (Includes Jail Bed Count* and Contracted Beds)	27,017	26,873	26,379	25,483	-3%
TOTAL FOR ADULT MALES IDOC FACILITIES ONLY	26,226	26,226	25,738	24,923	-3%
GRAND TOTAL FOR ALL ADULT FEMALES (Includes Jail Bed Count* and Contracted Beds)	2,666	2,647	2,593	2,465	-5%
TOTAL FOR ADULT FEMALES IDOC FACILITIES ONLY	2,496	2,496	2,442	2,329	-5%
TOTAL FOR JUVENILE MALES	752	752	712	462	-35%
TOTAL FOR JUVENILE FEMALES	172	172	164	55	-66%
GRAND TOTAL FOR THE DEPARTMENT (Includes Jail Bed Count* and Contracted Beds)	30,607	30,444	29,848	28,465	-5%
GRAND TOTAL FOR THE DEPARTMENT (Excludes Jail Bed Count and Contracted Beds)	29,646	29,646	29,056	27,769	-4%

*Adjusted Monthly Total includes Intake Beds and excludes Down, Held, and Segregation/Infirmary Hold Beds

**Jail Bed Counts - IDOC offender Jail Bed holding is demand-based, therefore Jail Bed Percent Capacity is always 0%. This data is based on *known* IDOC holds.

***Includes Jail Bed Count - Jail Bed Operational Capacity is determined by each county's availability and fluctuates from month to month

Sources: Planning Division Facility Body Count Report
 Planning Division Juvenile Daily Count Report
 Operational Support Services - Jail Bed Count Report
 Operational Support Services - Vacancy Report

Indiana Department of Correction
Table 3
Facility Population on the First Day of Each Month
(Excludes County Jail "Back-ups" & Contracted Beds)

<u>2012</u>	<u>Adult</u> <u>Male</u>	<u>Adult</u> <u>Female</u>	<u>Juvenile</u> <u>Male</u>	<u>Juvenile</u> <u>Female</u>	<u>Total</u>
January	24,264	2,275	499	59	27,097
February	24,367	2,217	493	48	27,125
March	24,651	2,236	515	49	27,451
April	24,879	2,236	522	48	27,685
May	24,779	2,257	507	47	27,590
June	24,696	2,313	498	45	27,552
July	24,915	2,332	492	41	27,780
August	24,798	2,305	462	48	27,613
September	24,946	2,341	480	54	27,821
October	24,969	2,334	488	50	27,841
November	25,041	2,366	492	55	27,954
December	25,031	2,336	487	53	27,907

<u>2013</u>	<u>Adult</u> <u>Male</u>	<u>Adult</u> <u>Female</u>	<u>Juvenile</u> <u>Male</u>	<u>Juvenile</u> <u>Female</u>	<u>Total</u>
January	24,828	2,299	449	48	27,624
February	24,923	2,329	462	55	27,769
March					
April					
May					
June					
July					
August					
September					
October					
November					
December					

Indiana Department of Correction
Table 4
Parole Caseload on February 1, 2013

<u>Parole District</u>	Indiana Parolees				Other Jurisdiction				<u>Total</u>
	<u>Adult Male</u>	<u>Adult Female</u>	<u>Juvenile Male</u>	<u>Juvenile Female</u>	<u>Adult Male</u>	<u>Adult Female</u>	<u>Juvenile Male</u>	<u>Juvenile Female</u>	
<i>Interstate Compact (PD0)*</i>	<i>472</i>	<i>63</i>	<i>2</i>	<i>1</i>	<i>428</i>	<i>44</i>	<i>9</i>	<i>2</i>	<i>1,021</i>
					<u>District Supervision Breakdown as follows:</u>				
Re-Entry Parole (PD1)	585	95	6	2	18	1	1	1	709
Fort Wayne (PD2)	992	136	14	1	49	4	1	0	1,197
Indianapolis (PD3)	2,153	245	1	1	69	5	0	0	2,474
Evansville (P4A)	646	78	8	3	34	4	1	0	774
Terre Haute (P4B)	524	86	1	0	20	1	0	0	632
Bloomington (PD5)	828	112	12	2	63	7	2	0	1,026
Gary (PD6)	699	34	7	2	43	4	2	1	792
New Castle (PD7)	926	168	14	0	49	6	0	0	1,163
South Bend (PD8)	1,139	132	15	2	32	4	2	0	1,326
Madison (PD9)	113	16	0	2	51	8	0	0	190
Total	9,077	1,165	80	16	428	44	9	2	10,821

Total Parole Population on the First Day of Each Month

<u>Fiscal Year 2013</u>	Indiana Parolees				Other Jurisdiction				<u>Total</u>
	<u>Adult Male</u>	<u>Adult Female</u>	<u>Juvenile Male</u>	<u>Juvenile Female</u>	<u>Adult Male</u>	<u>Adult Female</u>	<u>Juvenile Male</u>	<u>Juvenile Female</u>	
July	9,010	1,099	95	20	399	42	7	1	10,673
August	9,062	1,102	89	16	398	42	9	1	10,719
September	8,932	1,118	90	18	398	42	10	1	10,609
October	8,978	1,108	79	14	398	42	11	1	10,631
November	8,919	1,134	77	16	384	39	11	1	10,581
December	8,961	1,131	82	12	386	41	11	2	10,626
January	9,010	1,163	71	11	427	47	10	2	10,741
February	9,077	1,165	80	16	428	44	9	2	10,821

* Includes Indiana parolees who are serving their parole in another state, as well as offenders from other States being supervised in Indiana (Interstate Compact)

Sources: Juvenile Services
Parole Division
SAS - juvparl2.pgm



Adult Offender Statistics



Indiana Department of Correction
Table 5
Monthly Admissions and Releases - Adult Offenders
(Includes County Jail "Back-ups" & Contracted Beds)

January 2013

ADMISSIONS	Male	Female
New Commitments	597	207
Parole Violators - New Commits	52	1
Parole Violators - Technical	168	17
Unsentenced (Safekeepers)	0	0
Return from Escape - Secure Facility	0	0
Return from Escape - Non-Secure Facility	3	3
Return from Escape - CTP Absconds	1	0
Probation Violators - New Commits	144	4
Probation Violators - Technical	252	1
Return from CTP - New Commits	1	0
Return from CTP - Technical	10	1
TOTAL ADMISSIONS	1,228	234
RELEASES		
Parole	703	94
Probation	343	60
Escape - Secure Facility	0	0
Walk-Away - Non-Secure Facility	6	4
Discharged	94	28
Unsentenced Discharged	0	0
Other (i.e. Death)	4	0
Community Transition Program (CTP)	124	20
CTP Absconds	0	0
TOTAL RELEASES	1,274	206

Of the 597 new commitments of male felons, 301 (51.4%) had a prior commitment.

Of the 207 new commitments of female felons, 76 (37.1%) had a prior commitment.

Effective July 1, 1999, misdemeanants are to be committed to DOC only under special circumstances (IC 11-12-6)

Sources: SAS - prsadm7.pgm, SAS - prisrel7.pgm

Indiana Department of Correction
Table 6
New Admissions by County of Commitment - Adult Offenders

January 2013

Felony Level								Felony Level							
County	Murder	FA	FB	FC	FD	Other	total	County	Murder	FA	FB	FC	FD	Other	total
Adams	0	0	0	1	4	0	5	Madison	0	1	20	7	23	0	51
Allen	0	0	8	8	47	0	63	Marion	3	15	70	67	95	0	250
Bartholomew	0	0	5	5	9	0	19	Marshall	0	0	5	2	9	0	16
Benton	0	0	0	0	1	0	1	Martin	0	0	0	0	0	0	0
Blackford	0	0	0	1	0	0	1	Miami	0	0	1	2	4	0	7
Boone	0	0	0	0	3	0	3	Monroe	1	1	4	9	17	0	32
Brown	0	0	0	0	0	0	0	Montgomery	0	0	0	1	1	0	2
Carroll	0	0	0	1	5	0	6	Morgan	0	0	1	4	6	0	11
Cass	0	0	3	0	0	0	3	Newton	0	0	1	0	0	0	1
Clark	0	1	4	2	4	0	11	Noble	0	0	0	1	12	0	13
Clay	0	1	3	1	7	0	12	Ohio	0	0	1	0	1	0	2
Clinton	0	0	2	1	3	0	6	Orange	0	0	0	0	0	0	0
Crawford	0	0	1	1	3	0	5	Owen	0	0	0	0	0	0	0
Daviess	0	0	0	0	0	0	0	Parke	0	0	2	0	1	0	3
Dearborn	0	1	7	12	33	0	53	Perry	0	0	0	0	8	0	8
Decatur	0	0	3	1	7	0	11	Pike	0	0	0	0	0	0	0
DeKalb	0	0	0	1	2	0	3	Porter	1	0	7	1	1	0	10
Delaware	0	0	4	3	2	0	9	Posey	0	2	1	0	0	0	3
Dubois	0	0	0	1	1	0	2	Pulaski	0	0	0	0	0	0	0
Elkhart	1	5	12	8	10	0	36	Putnam	0	0	2	1	3	0	6
Fayette	0	1	3	1	2	0	7	Randolph	0	0	0	0	4	0	4
Floyd	1	0	6	8	5	0	20	Ripley	0	0	2	0	5	0	7
Fountain	0	0	1	0	3	0	4	Rush	0	0	1	2	4	0	7
Franklin	0	0	1	0	3	0	4	St. Joseph	1	1	10	13	15	0	40
Fulton	0	0	0	0	0	0	0	Scott	0	0	1	5	11	0	17
Gibson	0	1	1	1	1	0	4	Shelby	0	1	6	1	8	0	16
Grant	0	0	7	5	15	0	27	Spencer	0	0	0	0	0	0	0
Greene	0	0	0	1	1	0	2	Starke	0	0	2	3	6	0	11
Hamilton	0	1	2	4	30	0	37	Steuben	0	0	1	2	1	0	4
Hancock	0	0	0	0	2	0	2	Sullivan	0	0	0	1	2	0	3
Harrison	0	0	1	0	2	0	3	Switzerland	0	0	0	0	0	0	0
Hendricks	0	0	3	3	7	0	13	Tippecanoe	0	0	3	4	2	0	9
Henry	0	0	7	0	7	0	14	Tipton	0	0	2	0	0	0	2
Howard	0	0	6	1	9	0	16	Union	0	0	0	1	3	0	4
Huntington	0	0	5	7	18	0	30	Vanderburgh	0	3	17	5	19	0	44
Jackson	0	0	0	0	0	0	0	Vermillion	0	1	0	0	1	0	2
Jasper	0	0	4	0	1	0	5	Vigo	0	1	9	8	6	0	24
Jay	0	1	2	0	0	0	3	Wabash	0	0	3	4	5	0	12
Jefferson	0	2	4	0	4	0	10	Warren	0	0	0	0	0	0	0
Jennings	0	0	0	2	3	0	5	Warrick	0	0	0	0	0	0	0
Johnson	0	0	4	0	20	0	24	Washington	0	0	1	2	4	0	7
Knox	0	0	0	0	1	0	1	Wayne	0	0	4	2	16	0	22
Kosciusko	0	0	3	2	3	0	8	Wells	0	0	1	2	0	0	3
LaGrange	0	0	0	0	1	0	1	White	0	0	1	0	0	0	1
Lake	0	4	13	14	11	0	42	Whitley	0	0	1	3	2	0	6
LaPorte	0	0	4	1	0	0	5	Unknown	0	0	0	0	0	1	1
Lawrence	0	0	1	1	6	0	8	TOTAL	8	44	310	251	591	1	1,205

Data based on Most Serious Offense and include only New- and Reccommitments.

Parole violators are not included.

*"Unknown" is offenders who were sentenced to DOC, but no sentence information was received.

*"Other" may include missing, habitual offense, contempt of court, or misdemeanor.

Source: Prsadm7.pgm

Indiana Department of Correction

Table 7

Release Type by County of Commitment - Adult Offenders

January 2013

County	Release Type					County	Release Type				
	Parole	Probation	Discharged	CTP	total		Parole	Probation	Discharged	CTP	total
Adams	6	0	1	0	7	Madison	30	18	0	7	55
Allen	42	21	4	17	84	Marion	177	69	47	21	314
Bartholomew	6	3	1	7	17	Marshall	2	3	0	1	6
Benton	0	0	0	0	0	Martin	0	0	0	0	0
Blackford	6	2	0	1	9	Miami	2	2	0	1	5
Boone	9	2	0	0	11	Monroe	26	3	3	0	32
Brown	1	1	0	0	2	Montgomery	7	2	0	0	9
Carroll	3	1	0	0	4	Morgan	8	3	0	0	11
Cass	1	2	0	1	4	Newton	2	1	0	0	3
Clark	5	6	0	2	13	Noble	5	9	6	0	20
Clay	1	1	0	1	3	Ohio	0	2	0	0	2
Clinton	7	5	1	0	13	Orange	0	0	0	1	1
Crawford	1	1	0	0	2	Owen	0	1	0	0	1
Daviess	1	3	0	0	4	Parke	1	1	0	0	2
Dearborn	12	17	0	0	29	Perry	5	0	1	0	6
Decatur	8	3	0	1	12	Pike	3	1	0	0	4
DeKalb	2	0	0	0	2	Porter	12	0	1	0	13
Delaware	5	4	0	2	11	Posey	4	1	1	0	6
Dubois	0	1	0	0	1	Pulaski	0	0	0	1	1
Elkhart	26	16	1	9	52	Putnam	4	7	1	1	13
Fayette	6	4	0	0	10	Randolph	1	0	0	0	1
Floyd	4	2	0	1	7	Ripley	1	1	0	0	2
Fountain	3	0	0	0	3	Rush	4	3	1	0	8
Franklin	1	3	0	0	4	St. Joseph	37	10	3	2	52
Fulton	1	5	1	0	7	Scott	3	4	0	0	7
Gibson	0	2	0	1	3	Shelby	7	6	5	2	20
Grant	6	6	2	0	14	Spencer	3	1	0	0	4
Greene	1	3	0	1	5	Starke	6	1	2	0	9
Hamilton	21	22	6	0	49	Steuben	5	0	1	0	6
Hancock	5	3	0	2	10	Sullivan	2	1	0	1	4
Harrison	2	4	0	2	8	Switzerland	0	0	0	0	0
Hendricks	13	6	2	0	21	Tippecanoe	7	12	2	6	27
Henry	3	6	0	0	9	Tipton	1	0	0	0	1
Howard	13	3	2	4	22	Union	1	1	0	0	2
Huntington	9	13	1	0	23	Vanderburgh	54	3	1	10	68
Jackson	6	3	1	2	12	Vermillion	0	0	0	0	0
Jasper	2	2	1	2	7	Vigo	9	8	1	2	20
Jay	1	1	0	3	5	Wabash	6	5	5	0	16
Jefferson	3	2	1	2	8	Warren	0	0	0	1	1
Jennings	4	2	3	0	9	Warrick	2	0	0	2	4
Johnson	18	7	4	0	29	Washington	4	2	1	2	9
Knox	2	2	1	0	5	Wayne	24	9	4	2	39
Kosciusko	3	2	0	0	5	Wells	5	4	0	0	9
LaGrange	3	3	2	0	8	White	2	3	0	0	5
Lake	30	2	0	15	47	Whitley	0	1	1	0	2
LaPorte	8	6	0	3	17	Unknown	<u>12</u>	<u>1</u>	<u>0</u>	<u>1</u>	<u>14</u>
Lawrence	3	1	0	1	5	TOTAL	797	403	122	144	1,466

This data excludes Temporary Moves, Safekeepers, Predispositions, Escapes, and Deaths.

Does not include offenders released from CTP or Out of State Parole.

Source: prisrel7.pgm

Indiana Department of Correction
Table 8
The Number of Department of Correction Offenders
Held in County Jails*

January 28, 2013

<u>County</u>	<u>Adult Male</u>	<u>Adult Female</u>	<u>County</u>	<u>Adult Male</u>	<u>Adult Female</u>	<u>County</u>	<u>Adult Male</u>	<u>Adult Female</u>
Adams	1	0	Hendricks	7	2	Pike	8	0
Allen	1	0	Henry**	2	0	Porter	1	0
Bartholomew	2	0	Howard	1	0	Posey	4	0
Benton	4	0	Huntington	2	0	Pulaski**	9	0
Blackford**	3	0	Jackson	7	0	Putnam**	22	0
Boone	1	1	Jasper	2	0	Randolph	2	0
Brown	0	0	Jay	1	0	Ripley	0	0
Carroll	0	0	Jefferson	0	0	Rush	0	2
Cass	0	0	Jennings	3	0	St. Joseph	4	1
Clark	3	0	Johnson	0	0	Scott	5	0
Clay	7	0	Knox**	16	0	Shelby	8	0
Clinton	17	0	Kosciusko	2	0	Spencer**	1	0
Crawford**	1	0	LaGrange	9	0	Starke	2	0
Daviess	6	1	Lake	0	0	Steuben	5	0
Dearborn	3	2	LaPorte	1	0	Sullivan	0	0
Decatur	2	0	Lawrence	7	0	Switzerland	0	0
DeKalb	0	0	Madison	0	0	Tippecanoe	30	0
Delaware	6	0	Marion	0	0	Tipton	0	0
Dubois	1	0	Marshall	2	0	Union	2	0
Elkhart	53	0	Martin	0	0	Vanderburgh	7	0
Fayette	2	0	Miami	3	0	Vermillion	1	0
Floyd	2	0	Monroe	3	0	Vigo	2	0
Fountain	0	0	Montgomery	0	2	Wabash	3	0
Franklin	4	0	Morgan	3	0	Warren	0	0
Fulton	3	1	Newton	0	0	Warrick	7	0
Gibson	7	0	Noble	18	0	Washington	4	1
Grant	1	0	Ohio	0	0	Wayne	3	2
Greene	2	0	Orange**	0	0	Wells**	3	0
Hamilton	3	1	Owen	2	0	White	1	0
Hancock	2	0	Parke	5	0	Whitley	7	0
Harrison**	1	0	Perry	1	0			
Total							376	16

* Data is based on known frequencies reported by the counties

** County Jail Substance Abuse Programs

Source: Operational Support Services□

Indiana Department of Correction
Table 9
Community Transition Program
Average Daily Populations

<u>Month</u>	<u>2009</u>	<u>2010</u>	<u>2011</u>	<u>2012</u>	<u>2013</u>
January	404	450	544	483	493
February	410	422	530	474	
March	384	445	495	483	
April	390	475	506	586	
May	408	501	520	514	
June	414	536	523	506	
July	414	577	534	520	
August	400	614	509	511	
September	429	568	497	502	
October	450	572	454	501	
November	452	578	468	498	
December	<u>458</u>	<u>560</u>	<u>479</u>	<u>492</u>	
YEARLY AVERAGE	417	525	505	506	493

Source: CTP Database and OIS Warmbody

Indiana Department Of Correction
Table 10
Community Transition Program
January 2013 Release Information

Total number of offenders eligible to be released during January 2013 =	602
Felony A and B total =	302
Felony C total =	189
Felony D total =	106
Murder =	5
Total number of offenders transitioned to counties for CTP =	147
By default (lack of response from judge)	
Felony A or B =	0
Felony C =	22
Felony D =	15
By approval by court order from judge	
Felony A or B =	63
Felony C =	30
Felony D =	14
Murder =	3
Total number of offenders transitioned to counties then returned to DOC due to refusal (court ordered denial upon receipt of offender) =	0
Total number of court ordered denials =	345
Felony A or B =	162
Felony C =	121
Felony D =	61
Murder =	1
Total number of Felony A or B denials by default (no response from judge) =	63
Total number of offenders who became ineligible after eligibility determined but prior to CTP commencement date (reasons include change in Earliest Possible Release Date, change in warrant status, released to probation or to parole, other miscellaneous) =	47
Felony A or B =	14
Felony C =	16
Felony D =	16
Murder =	1

Source: SAS - CTP2 Adms

Indiana Department of Correction

Table 11
Total Number of Felony Offenses
Committed to the Indiana Department of Correction

January 2013

Felony Level	Primary Offense	Secondary Offense	Jan-13		This Calendar Year	
			SEX		SEX	
			F	M	F	M
Murder	Murder (35-42-1-1)		-	8	-	8
Murder	Total		-	8	-	8

Felony Level	Primary Offense	Secondary Offense	Jan-13		This Calendar Year	
			SEX		SEX	
			F	M	F	M
A Felony	Attempt to Commit a Felony (35-41-5-1)	Child Molesting (35-42-4-3)	-	3	-	3
		Murder (35-42-1-1)	-	6	-	6
		Robbery (35-42-5-1)	-	1	-	1
	Burglary (35-43-2-1)		-	2	-	2
	Child Molesting (35-42-4-3)		-	19	-	19
	Conspiracy (35-41-5-2)	Dealing Cocaine or Narcotic Drug (35-48-4-1)	-	1	-	1
		Murder (35-42-1-1)	1	-	1	-
	Criminal Deviate Conduct (35-42-4-2)		-	2	-	2
	Dealing Cocaine or Narcotic Drug (35-48-4-1)		3	11	3	11
	Dealing Methamphetamine (35-48-4-1.1)		-	4	-	4
	Kidnapping (35-42-3-2)		-	3	-	3
	Neglect of a Dependent/Death (35-46-1-4)		-	1	-	1
	Possession of Cocaine or Narcotic Drug (35-48-4-6)		-	1	-	1
	Rape (35-42-4-1)		-	1	-	1
	Robbery (35-42-5-1)		1	1	1	1
	Voluntary Manslaughter (35-42-1-3)		-	2	-	2
	Total		5	58	5	58

Felony Level	Primary Offense	Secondary Offense	Jan-13		This Calendar Year	
			SEX		SEX	
			F	M	F	M
B Felony	Aggravated Battery (35-42-2-1.5)		1	8	1	8
	Aiding, Inducing or Causing an Offense (35-41-2-4)	Aggravated Battery (35-42-2-1.5)	-	1	-	1
		Burglary (35-43-2-1)	1	-	1	-
		Dealing Methamphetamine (35-48-4-1.1)	-	1	-	1
		Robbery (35-42-5-1)	-	1	-	1
	Arson (35-43-1-1)		-	3	-	3
	Attempt to Commit a Felony (35-41-5-1)	Robbery (35-42-5-1)	-	4	-	4
		Sexual Misconduct with a Minor (35-42-4-9)	-	1	-	1
	Battery (35-42-2-1)		-	3	-	3
	Burglary (35-43-2-1)		4	77	4	77
	Carjacking (35-42-5-2)		-	5	-	5
	Child Molesting (35-42-4-3)		2	11	2	11
	Conspiracy (35-41-5-2)	Burglary (35-43-2-1)	-	2	-	2
		Dealing Cocaine or Narcotic Drug (35-48-4-1)	1	1	1	1
		Dealing Methamphetamine (35-48-4-1.1)	2	2	2	2
	Criminal Confinement (35-42-3-3)		-	1	-	1
	Criminal Deviate Conduct (35-42-4-2)		-	4	-	4
	Dealing Cocaine or Narcotic Drug (35-48-4-1)		13	61	13	61
	Dealing Methamphetamine (35-48-4-1.1)		13	22	13	22
	Dealing Sched I, II, or III Cntrl'd Sub (35-48-4-2)		5	33	5	33
	Dealing Sched IV Cntrl'd Sub (35-48-4-3)		1	1	1	1
	Felon in Possession of a Firearm (35-47-4-5)		-	9	-	9
	Incest (35-46-1-3)		-	1	-	1
	Neglect of a Dependent (35-46-1-4)		-	4	-	4
	Operating Vehicle Intoxicated/Death (9-30-5-5)		3	1	3	1
	Possession Methamphetamine (35-48-4-6.1)		-	1	-	1
	Possession of Cocaine or Narcotic Drug (35-48-4-6)		-	7	-	7
	Rape (35-42-4-1)		-	2	-	2
	Robbery (35-42-5-1)		2	48	2	48
	Sexual Misconduct with a Minor (35-42-4-9)		2	7	2	7
	Total		50	322	50	322

Felony Level	Primary Offense	Secondary Offense	Jan-13		This Calendar Year	
			SEX		SEX	
			F	M	F	M
C Felony	Aiding, Inducing or Causing an Offense (35-41-2-4)	Burglary (35-43-2-1)	-	2	-	2
	Attempt to Commit a Felony (35-41-5-1)	Burglary (35-43-2-1)	-	1	-	1
		Possession/Use Legend Drug (16-42-19-27)	-	1	-	1
		Sexual Misconduct with a Minor (35-42-4-9)	-	1	-	1
	Auto Theft, Receiving Stolen Parts (35-43-4-2.5)		-	1	-	1
	Battery (35-42-2-1)		8	32	8	32
	Burglary (35-43-2-1)		4	63	4	63
	Carrying Handgun w/o License (35-47-2-23)		-	8	-	8
	Child Molesting (35-42-4-3)		-	17	-	17
	Conspiracy (35-41-5-2)	Robbery (35-42-5-1)	1	-	1	-
	Criminal Confinement (35-42-3-3)		-	5	-	5
	Criminal Recklessness (35-42-2-2)		-	5	-	5
	Dealing Cocaine or Narcotic Drug (35-48-4-1)		-	1	-	1
	Dealing Marijuana, Hash Oil, or Hashish (35-48-4-10)		-	4	-	4
	Dealing Sched IV Controlled Substance (35-48-4-3)		1	-	1	-
	Dealing/Poss. Look-Alike Subs (35-48-4-4.6)		-	1	-	1
	Escape/Failure to Return (35-44-3-5)		-	7	-	7
	FC56		-	1	-	1
	Failure to Register as a Sex Offender (11-8-8-17)		-	3	-	3
	Firearm w/in One Mile of School (35-47-2-1)		-	5	-	5
	Forgery (35-43-5-2)		14	21	14	21
	Fraud on Financial Institution (35-43-5-8)		1	2	1	2
	Handgun Violation (35-47-2-7)		-	1	-	1
	Intimidation (35-45-2-1)		-	5	-	5
	Involuntary Manslaughter (35-42-1-4)		-	1	-	1
	Neglect of a Dependent (35-46-1-4)		2	3	2	3
	Non-Support of Dependent Child (35-46-1-5)		-	6	-	6
	Obliterating Handgun I.D. (35-47-2-18)		-	2	-	2
	Obtain Legend Drug by Fraud/Prior Conv (16-42-19-16)		-	1	-	1
	Operating Vehicle Intoxicated/Death (9-30-5-5)		-	2	-	2
	Operating Vehicle Intoxicated/Injury (9-30-5-4)		2	2	2	2
	Operating Vehicle w/Lifetime Suspension (9-30-10-17)		2	25	2	25
	Operating Vehicle-Habitual Violation (9-30-10-16)		-	2	-	2
	Possession Methamphetamine (35-48-4-6.1)		1	1	1	1
	Possession of Cocaine or Narcotic Drug (35-48-4-6)		-	10	-	10
	Possession of Controlled Substance (35-48-4-7)		1	2	1	2
	Possession of Precursors (35-48-4-14.5)		2	3	2	3
	Prisoner Poss. Dang Device/Material (35-44-3-9.5)		-	2	-	2
	Reckless Homicide (35-42-1-5)		-	1	-	1
	Robbery (35-42-5-1)		2	28	2	28
	Sexual Battery (35-42-4-8)		-	1	-	1
	Sexual Misconduct with a Minor (35-42-4-9)		-	10	-	10
C Felony	Total		41	289	41	289

Felony Level	Primary Offense	Secondary Offense	Jan-13		This Calendar Year	
			SEX		SEX	
			F	M	F	M
D Felony	Aiding, Inducing or Causing an Offense (35-41-2-4)	Possession of Methamphetamine (35-48-4-6.1)	-	1	-	1
		Residential Entry (35-43-2-1.5)	-	1	-	1
		Theft, Receiving Stolen Property (35-43-4-2)	-	2	-	2
	Arson (35-43-1-1)		-	2	-	2
	Assisting a Criminal (35-44-3-2)		1	1	1	1
	Attempt to Commit a Felony (35-41-5-1)	Possession/Use of Legend Drug (16-42-19-13)	-	1	-	1
		Theft, Receiving Stolen Property (35-43-4-2)	-	3	-	3
	Auto Theft, Receiving Stolen Parts (35-43-4-2.5)		3	15	3	15
	Battery (35-42-2-1)		3	21	3	21
	Battery by Bodily Waste (35-42-2-6)		1	4	1	4
	Check Fraud (35-43-5-12)		2	5	2	5
	Child Solicitation (35-42-4-6)		-	3	-	3
	Conspiracy (35-41-5-2)	Auto Theft, Receiving Stolen Parts (35-43-4-2.5)	-	1	-	1
		Theft, Receiving Stolen Property (35-43-4-2)	-	2	-	2
	Controlled Substance Registration (35-48-4-14)		2	4	2	4
	Criminal Confinement (35-42-3-3)		-	8	-	8
	Criminal Gang Activity (35-45-9-3)		-	2	-	2
	Criminal Mischief (35-43-1-2)		-	2	-	2
	Criminal Recklessness (35-42-2-2)		1	13	1	13
	Criminal Trespass (35-43-2-2)		1	3	1	3
	Cruelty to Animals (35-46-3-12)		-	2	-	2
	Dealing Marijuana, Hash Oil, or Hashish (35-48-4-10)		-	7	-	7

	Domestic Battery (35-42-2-1.3)	1	28	1	28
	Driving While Intoxicated (9-11-2-3)	1	1	1	1
	Driving While Suspended/Oper Veh HTV (9-30-10-16)	2	25	2	25
	Driving While Suspended/Oper Veh HTV (9-30-19-16)	-	1	-	1
	Dump Controlled Substance Waste (38-48-4-4.1)	1	-	1	-
	Fail to Stop Accident w/Injury (9-26-1-1)	-	1	-	1
	Failure to Appear (35-44-3-6)	1	-	1	-
	Failure to Register as a Sex Offender (11-8-8-17)	-	14	-	14
	Failure to Return to Lawful Detention (35-44-3-5)	8	15	8	15
	Forgery, Counterfeit (35-43-5-2)	-	1	-	1
	Fraud (35-43-5-4)	4	2	4	2
	Identity Deception (35-43-5-3.5)	1	4	1	4
	Intimidation (35-45-2-1)	1	20	1	20
	Invasion of Privacy (35-46-1-15.1)	-	4	-	4
	Maintaining a Common Nuisance (35-48-4-13)	1	24	1	24
	Moving Body from Scene of Death (36-2-14-17)	-	1	-	1
	Neglect of a Dependent (35-46-1-4)	2	5	2	5
	Non-Support of a Child (35-46-1-5)	2	4	2	4
	Obstruction of Justice (35-44-3-4)	-	5	-	5
	Operating Vehicle Intox-Prior (9-30-5-3)	18	36	18	36
	Operating Vehicle Intoxicated-Contrld Sub (9-30-5-1)	-	4	-	4
	Operating Vehicle Intoxicated-Endanger (9-30-5-2)	5	22	5	22
	Operating Vehicle Intoxicated-Serious Injury (9-30-5-4)	-	1	-	1
	Pointing a Firearm (35-47-4-3)	-	3	-	3
	Poss. of Marijuana, Hash Oil, or Hashish (35-48-4-11)	6	41	6	41
	Possession - Syringe/Needle (16-42-19-18)	2	6	2	6
	Possession of Cocaine or Narcotic Drug (35-48-4-6)	5	29	5	29
	Possession of Controlled Substance (35-48-4-7)	20	63	20	63
	Possession of Methamphetamine (35-48-4-6.1)	10	28	10	28
	Possession of Paraphernalia (35-48-4-8.3)	1	4	1	4
	Possession of Precursors (35-48-4-14.5)	2	7	2	7
	Possession/Use of Legend Drug (16-42-19-13)	2	4	2	4
	Prescription Fraud (35-43-5-1)	-	3	-	3
	Prostitution (35-45-4-2)	5	-	5	-
	Public Indecency (35-45-4-1)	-	3	-	3
	Residential Entry (35-43-2-1.5)	3	21	3	21
	Resisting Law Enforcement (35-44-3-3)	5	34	5	34
	Sale of Legend Drug (16-42-19-11)	-	1	-	1
	Sexual Battery (35-42-4-8)	-	4	-	4
	Sexual Misconduct with a Minor (35-42-4-9)	-	1	-	1
	Strangulation (35-42-2-9)	-	12	-	12
	Synthetic ID Deception (35-43-5-3.8)	-	1	-	1
	Theft, Receiving Stolen Property (35-43-4-2)	72	211	72	211
	Unlawful Use of Body Armor (35-47-5-13)	-	1	-	1
	Vicarious Sexual Gratification (35-42-4-5)	-	1	-	1
	Violation-1935 Firearms (35-47-5-4.1)	-	2	-	2
	Voyeurism (35-45-4-5)	-	2	-	2
	Welfare Fraud (35-43-5-7)	1	-	1	-
D Felony	Total	196	803	196	803
				This	
		Jan-13		Calendar	
				Year	
		SEX		SEX	
Felony Level	Primary Offense	F	M	F	M
Habitual Off	Habitual Offender Controlled Substance (35-50-2-10)	-	2	-	2
Habitual Off	Total	-	2	-	2
				This	
		Jan-13		Calendar	
				Year	
		SEX		SEX	
		F	M	F	M
	Grand Total	292	1482	292	1482

Note: Offense data may not be available for all offenders at the time this table was prepared.
Only new commitments and probation violations are reported on this table.
Parole and Community Transition Program violators are excluded on this table.
Source: SAS - admoffenses7.pgm

Indiana Department of Correction

Table 12
Number of New Admissions by Most Serious Offense
Committed to the Indiana Department of Correction

January 2013

Felony Level	Primary Offense	Secondary Offense	Jan-13		This Calendar Year	
			SEX		SEX	
			F	M	F	M
Murder	Murder (35-42-1-1)		-	8	-	8
	Total		-	8	-	8
Felony Level	Primary Offense	Secondary Offense	Jan-13		This Calendar Year	
			SEX		SEX	
			F	M	F	M
FA	Attempt to Commit a Felony (35-41-5-1)	Murder (35-42-1-1)	-	3	-	3
		Robbery (35-42-5-1)	-	1	-	1
FA	Burglary (35-43-2-1)		-	1	-	1
	Child Molesting (35-42-4-3)		-	12	-	12
	Conspiracy (35-41-5-2)	Murder (35-42-1-1)	1	-	1	-
	Criminal Deviate Conduct (35-42-4-2)		-	2	-	2
	Dealing Cocaine or Narcotic Drug (35-48-4-1)		3	10	3	10
	Dealing Methamphetamine (35-48-4-1.1)		-	4	-	4
	Kidnapping (35-42-3-2)		-	1	-	1
	Neglect of a Dependent/Death (35-46-1-4)		-	1	-	1
	Possession of Cocaine or Narcotic Drug (35-48-4-6)		-	1	-	1
	Rape (35-42-4-1)		-	1	-	1
	Robbery (35-42-5-1)		1	-	1	-
	Voluntary Manslaughter (35-42-1-3)		-	2	-	2
	Total		5	39	5	39
Felony Level	Primary Offense	Secondary Offense	Jan-13		This Calendar Year	
			SEX		SEX	
			F	M	F	M
FB	Aggravated Battery (35-42-2-1.5)		1	7	1	7
	Aiding, Inducing or Causing an Offense (35-41-2-4)	Aggravated Battery (35-42-2-1.5)	-	1	-	1
FB		Burglary (35-43-2-1)	1	-	1	-
		Dealing Methamphetamine (35-48-4-1.1)	-	1	-	1
		Robbery (35-42-5-1)	-	1	-	1
	Arson (35-43-1-1)		-	3	-	3
FB	Attempt to Commit a Felony (35-41-5-1)	Robbery (35-42-5-1)	-	1	-	1
	Battery (35-42-2-1)		-	3	-	3
	Burglary (35-43-2-1)		4	62	4	62
	Carjacking (35-42-5-2)		-	4	-	4
	Child Molesting (35-42-4-3)		2	9	2	9
	Conspiracy (35-41-5-2)	Burglary (35-43-2-1)	-	1	-	1
		Dealing Cocaine or Narcotic Drug (35-48-4-1)	1	1	1	1
		Dealing Methamphetamine (35-48-4-1.1)	2	1	2	1
	Criminal Confinement (35-42-3-3)		-	1	-	1
	Criminal Deviate Conduct (35-42-4-2)		-	4	-	4
	Dealing Cocaine or Narcotic Drug (35-48-4-1)		11	55	11	55
	Dealing Methamphetamine (35-48-4-1.1)		13	22	13	22
	Dealing Sched I, II, or III Cntrld Sub (35-48-4-2)		5	22	5	22
	Dealing Sched IV Cntrld Sub (35-48-4-3)		1	1	1	1
	Felon in Possession of a Firearm (35-47-4-5)		-	8	-	8
	Incest (35-46-1-3)		-	1	-	1
	Neglect of a Dependent (35-46-1-4)		-	4	-	4
FB	Operating Vehicle Intoxicated/Death (9-30-5-5)		2	1	2	1
	Possession Methamphetamine (35-48-4-6.1)		-	1	-	1
	Possession of Cocaine or Narcotic Drug (35-48-4-6)		-	6	-	6
	Rape (35-42-4-1)		-	2	-	2
	Robbery (35-42-5-1)		2	33	2	33
	Sexual Misconduct with a Minor (35-42-4-9)		2	7	2	7
	Total		47	263	47	263

Felony Level	Primary Offense	Secondary Offense	Jan-13		This Calendar Year	
			SEX		SEX	
			F	M	F	M
FC	Aiding, Inducing or Causing an Offense (35-41-2-4)	Burglary (35-43-2-1)	-	1	-	1
	Attempt to Commit a Felony (35-41-5-1)	Burglary (35-43-2-1)	-	1	-	1
		Possession/Use Legend Drug (16-42-19-27)	-	1	-	1
		Sexual Misconduct with a Minor (35-42-4-9)	-	1	-	1
	Auto Theft, Receiving Stolen Parts (35-43-4-2.5)		-	1	-	1
	Battery (35-42-2-1)		7	26	7	26
	Burglary (35-43-2-1)		3	46	3	46
	Carrying Handgun w/o License (35-47-2-23)		-	6	-	6
	Child Molesting (35-42-4-3)		-	8	-	8
	Conspiracy (35-41-5-2)	Robbery (35-42-5-1)	1	-	1	-
	Criminal Confinement (35-42-3-3)		-	4	-	4
	Criminal Recklessness (35-42-2-2)		-	2	-	2
	Dealing Cocaine or Narcotic Drug (35-48-4-1)		-	1	-	1
	Dealing Marijuana, Hash Oil, or Hashish (35-48-4-10)		-	4	-	4
	Dealing Sched IV Controlled Substance (35-48-4-3)		1	-	1	-
	Dealing/Poss. Look-Alike Subs (35-48-4-4.6)		-	1	-	1
	Escape/Failure to Return (35-44-3-5)		-	7	-	7
	Failure to Register as a Sex Offender (11-8-8-17)		-	2	-	2
	Firearm w/in One Mile of School (35-47-2-1)		-	4	-	4
	Forgery (35-43-5-2)		9	18	9	18
	Fraud on Financial Institution (35-43-5-8)		1	1	1	1
	Handgun Violation (35-47-2-7)		-	1	-	1
	Intimidation (35-45-2-1)		-	4	-	4
	Involuntary Manslaughter (35-42-1-4)		-	1	-	1
	Neglect of a Dependent (35-46-1-4)		2	1	2	1
	Non-Support of Dependent Child (35-46-1-5)		-	5	-	5
	Obliterating Handgun I.D. (35-47-2-18)		-	1	-	1
	Operating Vehicle Intoxicated/Death (9-30-5-5)		-	1	-	1
	Operating Vehicle Intoxicated/Injury (9-30-5-4)		2	2	2	2
	Operating Vehicle w/Lifetime Suspension (9-30-10-17)		2	22	2	22
	Operating Vehicle-Habitual Violation (9-30-10-16)		-	2	-	2
	Possession Methamphetamine (35-48-4-6.1)		1	1	1	1
	Possession of Cocaine or Narcotic Drug (35-48-4-6)		-	8	-	8
	Possession of Controlled Substance (35-48-4-7)		1	2	1	2
	Possession of Precursors (35-48-4-14.5)		2	-	2	-
	Reckless Homicide (35-42-1-5)		-	1	-	1
	Robbery (35-42-5-1)		2	23	2	23
	Sexual Misconduct with a Minor (35-42-4-9)		-	7	-	7
FC	Total		34	217	34	217

Felony Level	Primary Offense	Secondary Offense	Jan-13		This Calendar Year	
			SEX		SEX	
			F	M	F	M
FD	Aiding, Inducing or Causing an Offense (35-41-2-4)	Possession of Methamphetamine (35-48-4-6.1)	-	1	-	1
		Residential Entry (35-43-2-1.5)	-	1	-	1
		Theft, Receiving Stolen Property (35-43-4-2)	-	2	-	2
	Arson (35-43-1-1)		-	2	-	2
	Assisting a Criminal (35-44-3-2)		-	1	-	1
	Attempt to Commit a Felony (35-41-5-1)	Possession/Use of Legend Drug (16-42-19-13)	-	1	-	1
		Theft, Receiving Stolen Property (35-43-4-2)	-	2	-	2
	Auto Theft, Receiving Stolen Parts (35-43-4-2.5)		3	8	3	8
	Battery (35-42-2-1)		2	13	2	13
	Battery by Bodily Waste (35-42-2-6)		1	2	1	2
	Check Fraud (35-43-5-12)		1	-	1	-
	Controlled Substance Registration (35-48-4-14)		1	3	1	3
	Criminal Confinement (35-42-3-3)		-	5	-	5
	Criminal Gang Activity (35-45-9-3)		-	1	-	1
	Criminal Mischief (35-43-1-2)		-	1	-	1
	Criminal Recklessness (35-42-2-2)		-	7	-	7
	Criminal Trespass (35-43-2-2)		1	2	1	2
	Cruelty to Animals (35-46-3-12)		-	1	-	1
	Dealing Marijuana, Hash Oil, or Hashish (35-48-4-10)		-	5	-	5
	Domestic Battery (35-42-2-1.3)		1	23	1	23
	Driving While Intoxicated (9-11-2-3)		1	1	1	1
	Driving While Suspended/Oper Veh HTV (9-30-10-16)		2	11	2	11
	Driving While Suspended/Oper Veh HTV (9-30-19-16)		-	1	-	1
	Dump Controlled Substance Waste (38-48-4-4.1)		1	-	1	-
	Fail to Stop Accident w/Injury (9-26-1-1)		-	1	-	1
	Failure to Register as a Sex Offender (11-8-8-17)		-	9	-	9

FD	Failure to Return to Lawful Detention (35-44-3-5)	6	5	6	5
	Fraud (35-43-5-4)	-	2	-	2
	Identity Deception (35-43-5-3.5)	1	-	1	-
	Intimidation (35-45-2-1)	1	8	1	8
	Invasion of Privacy (35-46-1-15.1)	-	3	-	3
	Maintaining a Common Nuisance (35-48-4-13)	-	11	-	11
	Neglect of a Dependent (35-46-1-4)	1	-	1	-
	Non-Support of a Child (35-46-1-5)	2	4	2	4
	Obstruction of Justice (35-44-3-4)	-	3	-	3
	Operating Vehicle Intox-Prior (9-30-5-3)	15	31	15	31
	Operating Vehicle Intoxicated-Contrld Sub (9-30-5-1)	-	3	-	3
	Operating Vehicle Intoxicated-Endanger (9-30-5-2)	5	18	5	18
	Pointing a Firearm (35-47-4-3)	-	1	-	1
	Poss. of Marijuana, Hash Oil, or Hashish (35-48-4-11)	3	31	3	31
	Possession - Syringe/Needle (16-42-19-18)	-	2	-	2
	Possession of Cocaine or Narcotic Drug (35-48-4-6)	2	19	2	19
	Possession of Controlled Substance (35-48-4-7)	13	41	13	41
	Possession of Methamphetamine (35-48-4-6.1)	6	13	6	13
	Possession of Paraphernalia (35-48-4-8.3)	1	2	1	2
	Possession of Precursors (35-48-4-14.5)	-	3	-	3
	Possession/Use of Legend Drug (16-42-19-13)	-	1	-	1
	Prescription Fraud (35-43-5-1)	-	1	-	1
	Prostitution (35-45-4-2)	5	-	5	-
	Public Indecency (35-45-4-1)	-	2	-	2
	Residential Entry (35-43-2-1.5)	3	16	3	16
	Resisting Law Enforcement (35-44-3-3)	1	15	1	15
	Sale of Legend Drug (16-42-19-11)	-	1	-	1
	Sexual Battery (35-42-4-8)	-	3	-	3
	Sexual Misconduct with a Minor (35-42-4-9)	-	1	-	1
	Strangulation (35-42-2-9)	-	6	-	6
	Theft, Receiving Stolen Property (35-43-4-2)	45	113	45	113
	Vicarious Sexual Gratification (35-42-4-5)	-	1	-	1
	Voyeurism (35-45-4-5)	-	2	-	2
	Welfare Fraud (35-43-5-7)	1	-	1	-
	Total	125	466	125	466
		Jan-13		This Calendar Year	
		SEX		SEX	
		F	M	F	M
Grand Total		211	993	211	993

Note: Offense data may not be available for all offenders at the time this table was prepared.

Only new commitments and probation violations are reported on this table.

Parole and Community Transition Program violators are excluded on this table.

Source: SAS - admoffenses7.pgm

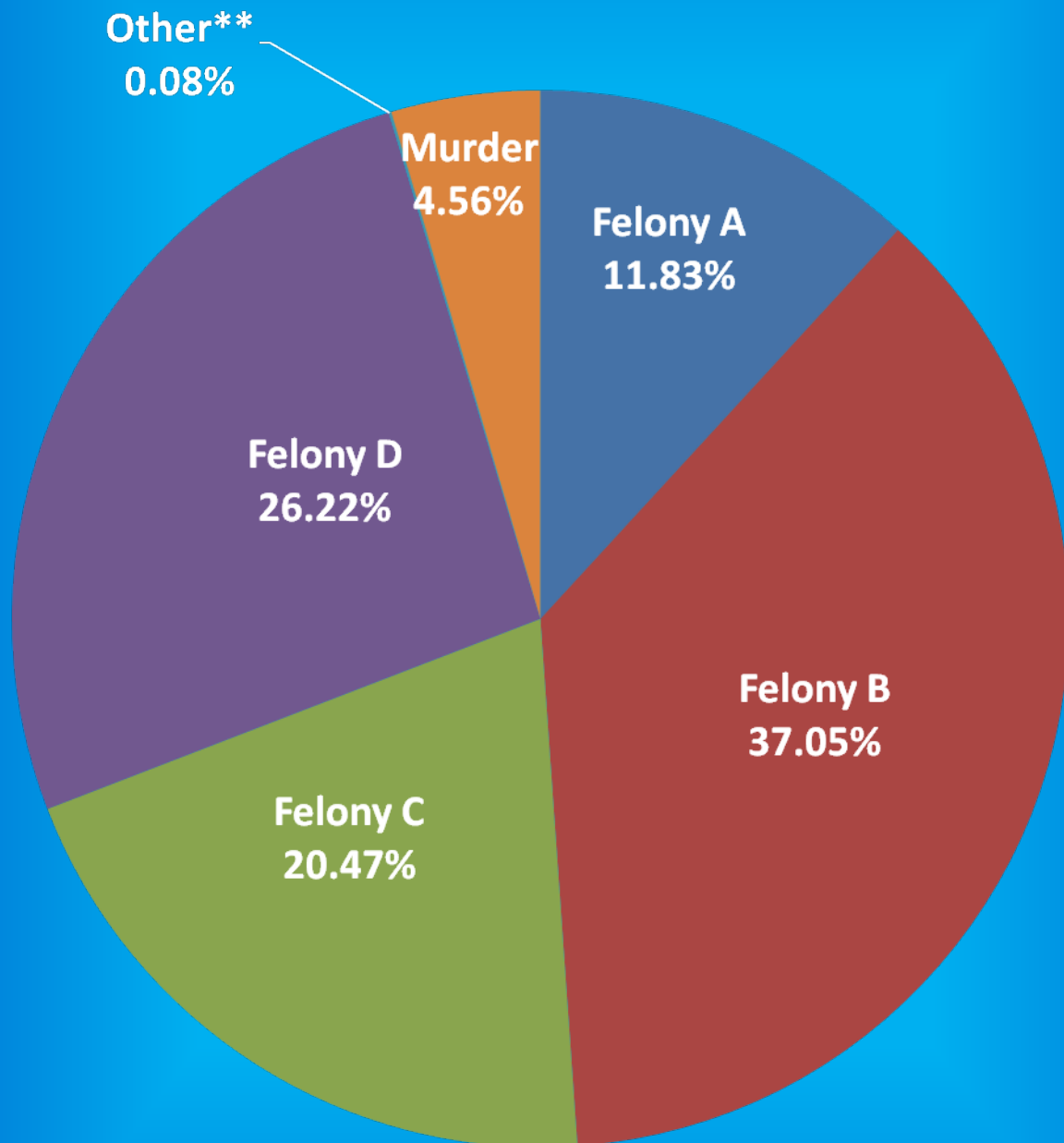
Indiana Department of Correction

Graph A

Female Population by Most Serious Offense Felony Level*

February 1, 2013

N = 2,465



•(Includes Offenders Held in County Jails and Contracted Beds)

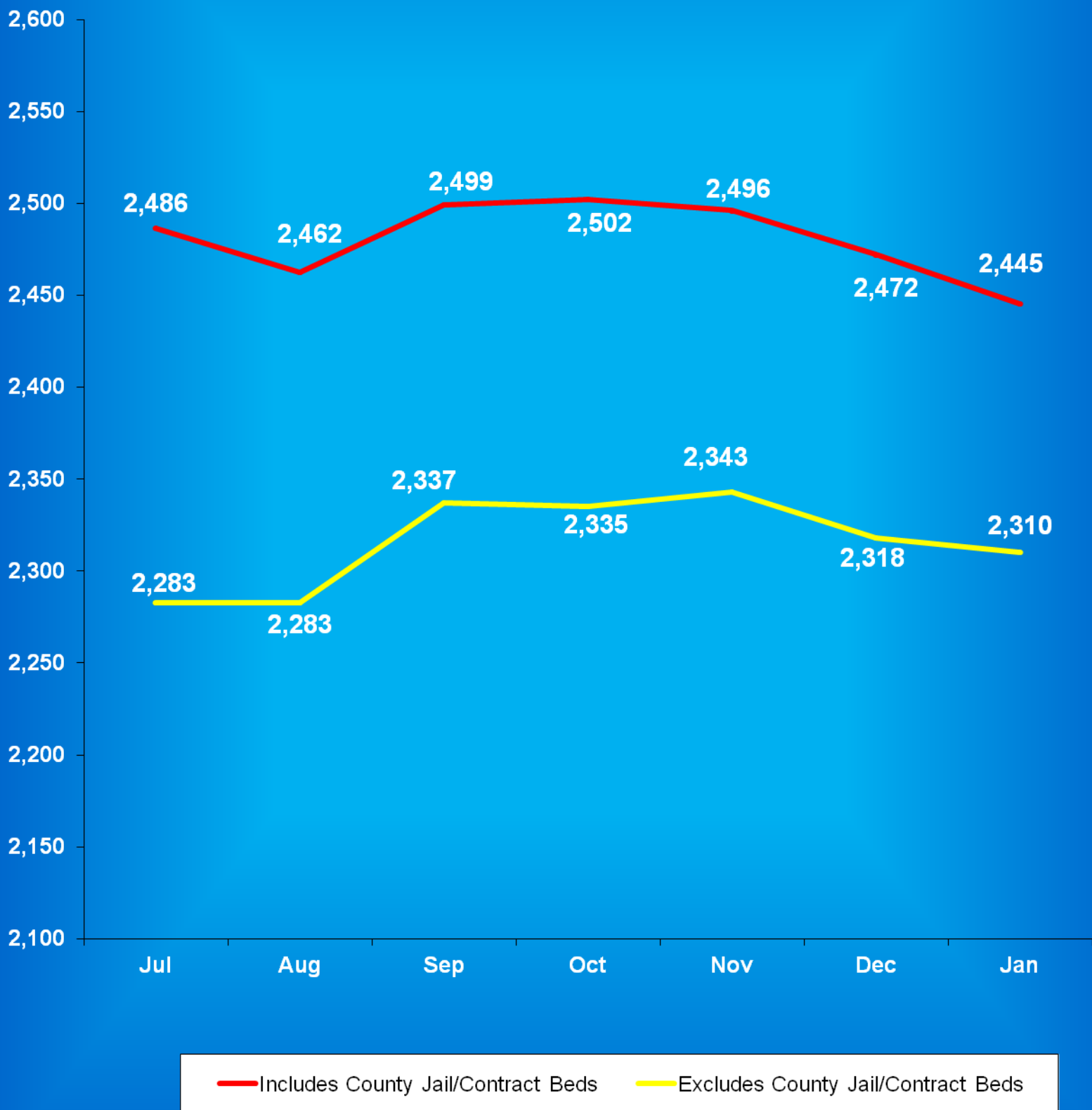
** Other includes Safekeepers, Predispositions, Habitual Offenders, Misdemeanants, and Unknowns

Indiana Department of Correction

Graph B

Average Daily Adult Female Offender Populations

Fiscal Year 2013

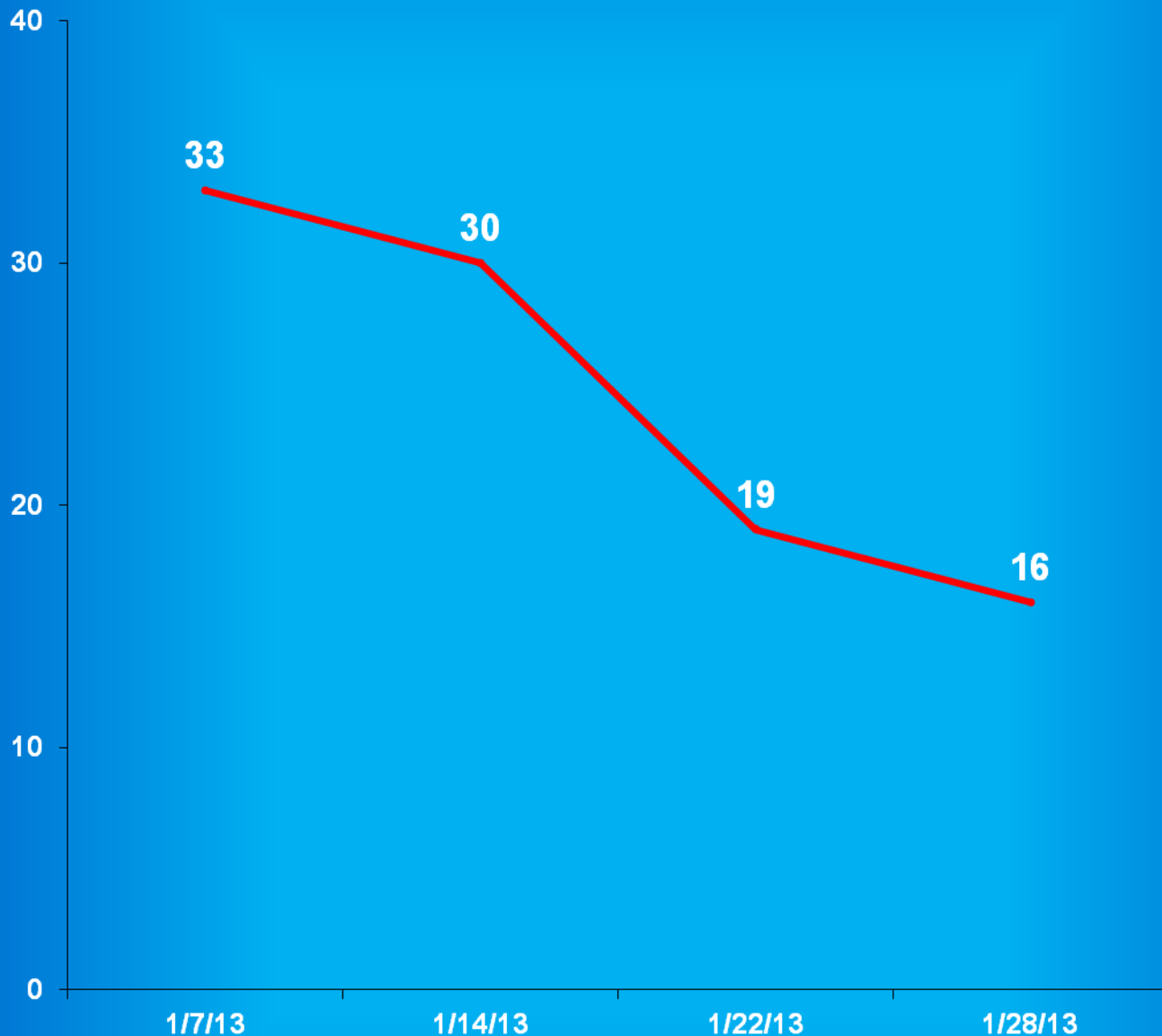


Indiana Department of Correction

Graph C

Adult Females Held in County Jails

January 2013



- Offenders held in county jails are newly sentenced offenders with completed court documents who are awaiting transfer to a DOC facility.

- Jail counts are a dynamic number that are affected by a variety of factors, including; sentencing trends, available DOC beds, and intake process completion.

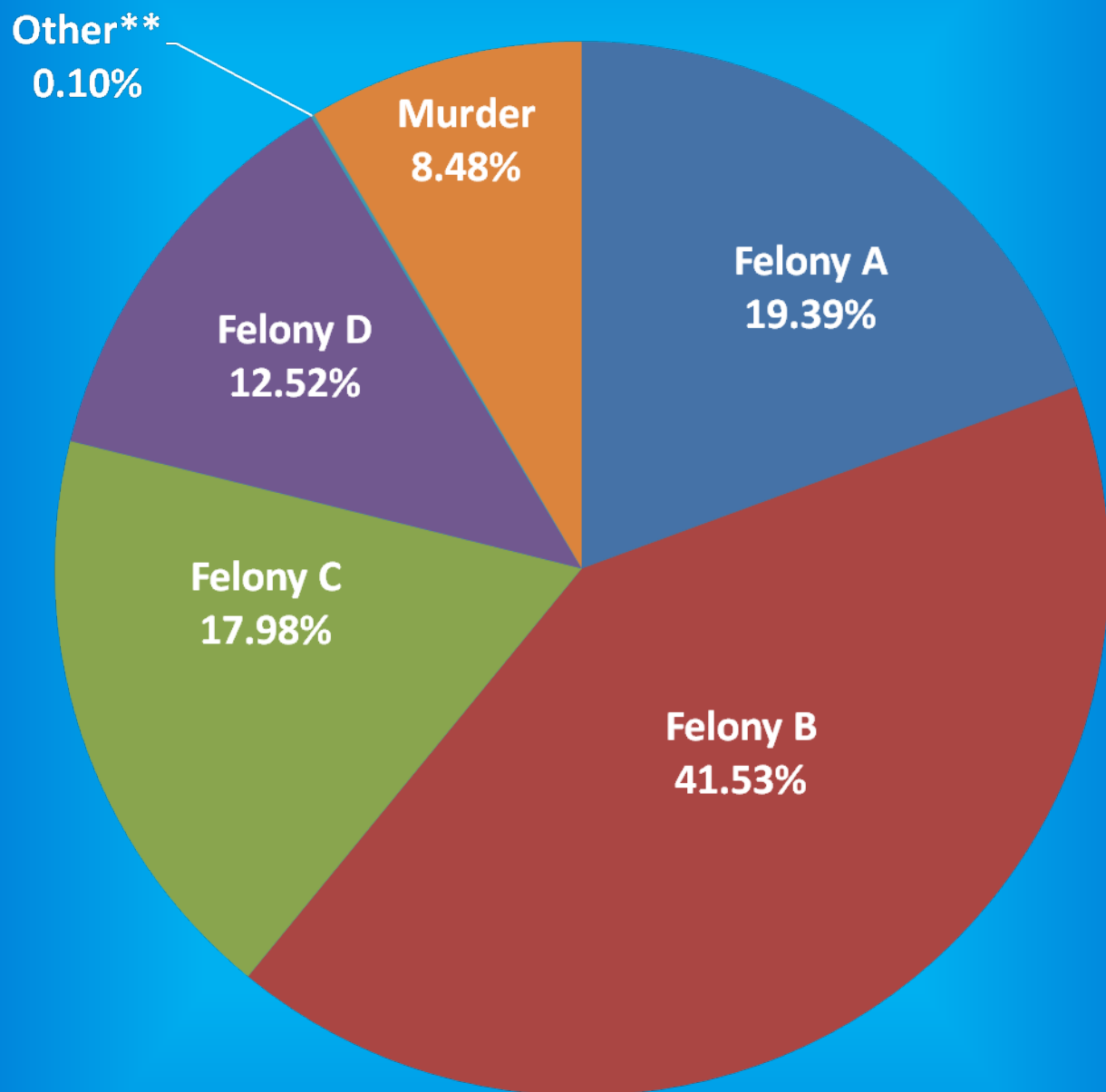
Indiana Department of Correction

Graph D

Male Population by Most Serious Offense Felony Level*

February 1, 2013

N = 25,483



•(Includes Offenders Held in County Jails and Contracted Beds)

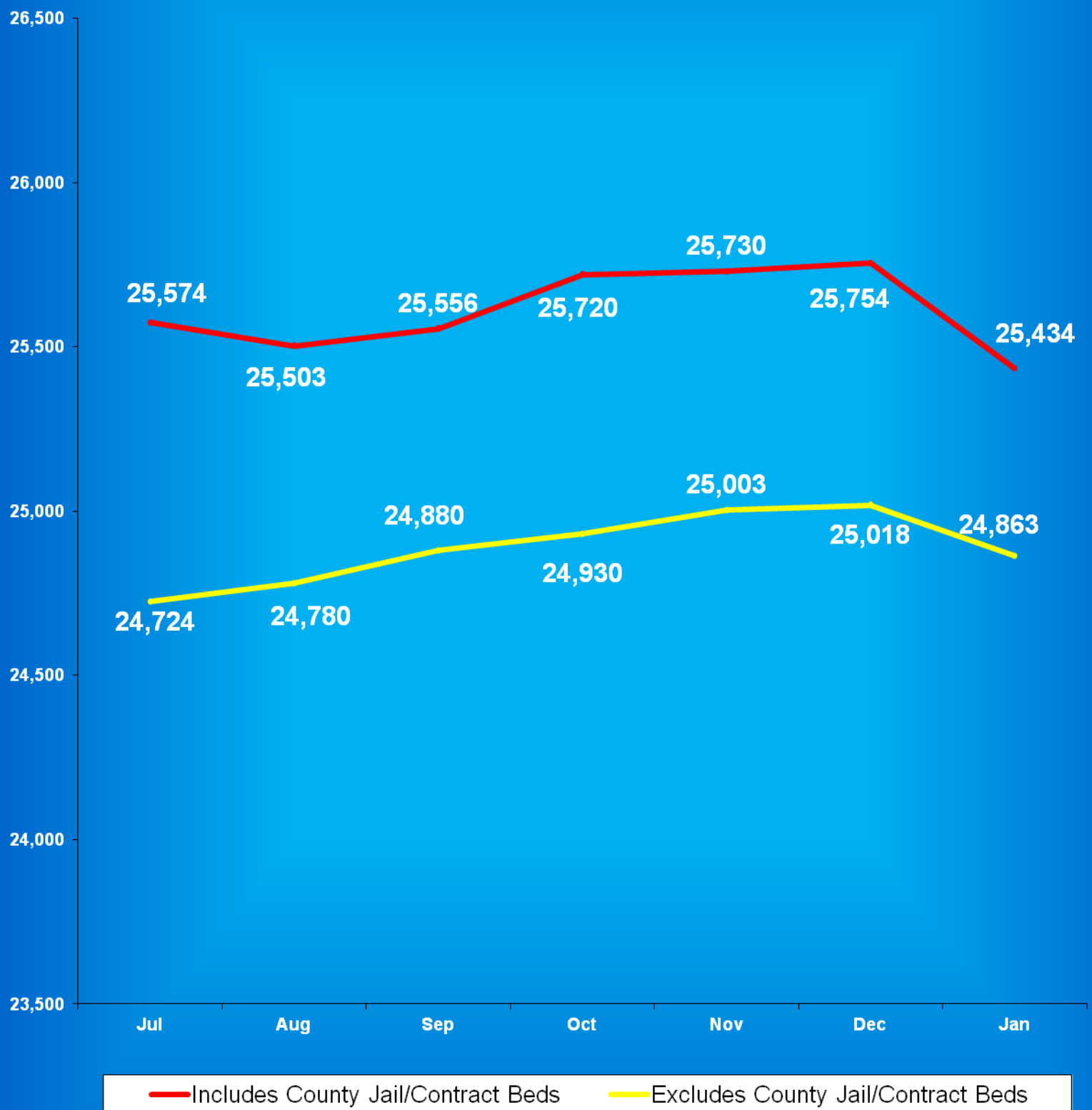
** Other includes Safekeepers, Predispositions, Habitual Offenders, Misdemeanants, and Unknowns

Indiana Department of Correction

Graph E

Average Daily Adult Male Offender Populations

Fiscal Year 2013

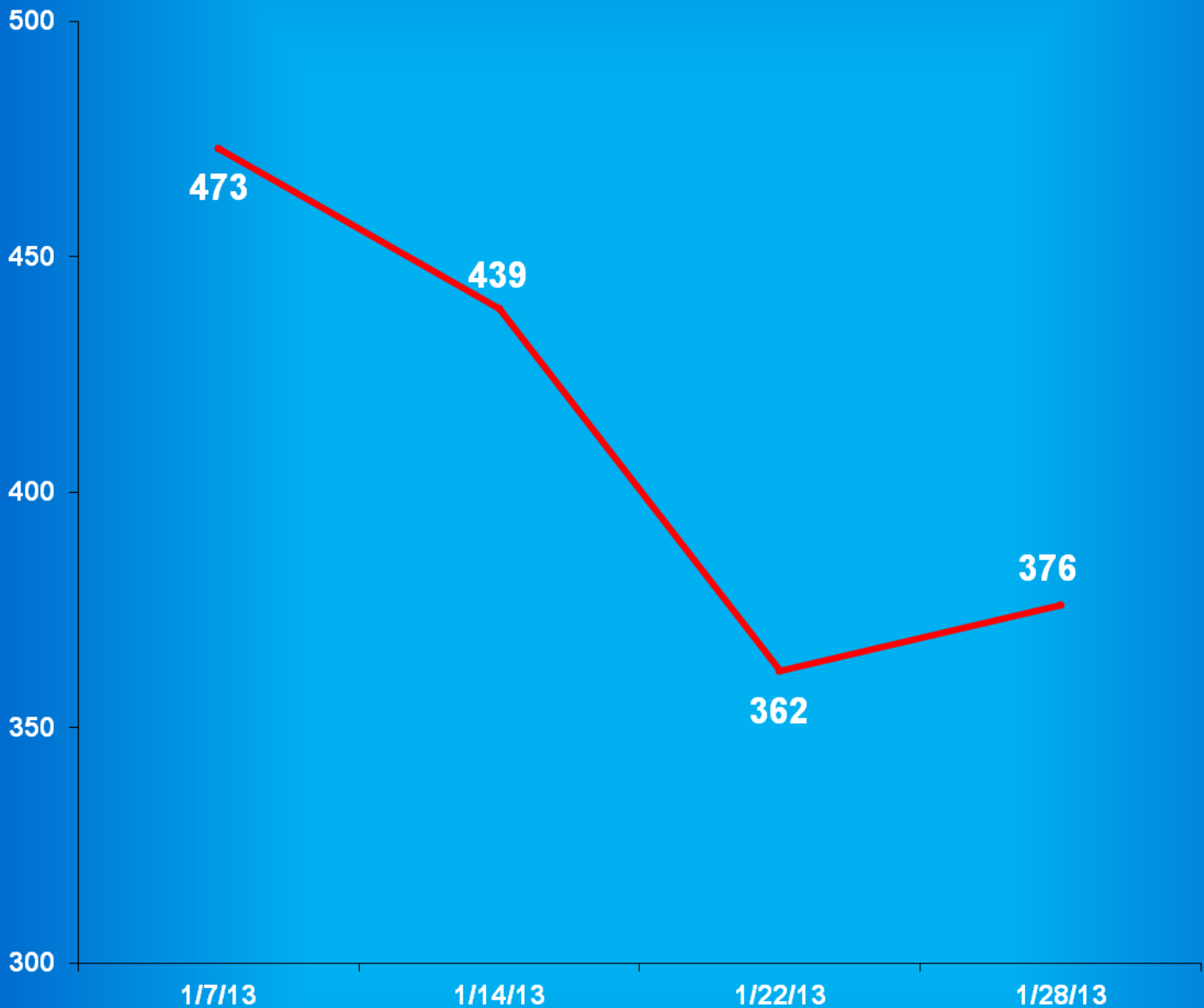


Indiana Department of Correction

Graph F

Adult Males Held in County Jails

January 2013



- Offenders held in county jails are newly sentenced offenders with completed court documents who are awaiting transfer to a DOC facility.

- Jail counts are a dynamic number that are affected by a variety of factors, including; sentencing trends, available DOC beds, and intake process completion.



Juvenile Offender Statistics



Indiana Department Of Correction
Table 13
Monthly Facility Admissions and Releases

Juvenile Offenders
January 2013

Admissions of All Juvenile Males

New Commitment	Re- Commitment	Parolee Technical Return	Return From Escape	Diagnostics/ Walk-Thrus
58	18	0	0	5

Releases of All Juvenile Males

Discharge	Parole	Escape	Diagnostics/ Walk-Thrus
45	16	0	7

Admissions of All Juvenile Females

New Commitment	Re- Commitment	Parolee Technical Return	Return From Escape	Diagnostics/ Walk-Thrus
16	2	0	0	1

Releases of All Juvenile Females

Discharge	Parole	Escape	Diagnostics/ Walk-Thrus
6	5	0	1

Sources:

SAS - mnthadm4.pgm

SAS - mnthext4.pgm

Indiana Department of Correction

Table 14

New Admissions by County of Commitment - Juveniles

January 2013

Admission Type				Admission Type			
County	New Commits	Re Commits	Total	County	New Commits	Re Commits	Total
Adams	1	0	1	Madison	2	0	2
Allen	4	1	5	Marion	6	3	9
Bartholomew	2	0	2	Marshall	1	0	1
Benton	0	1	1	Martin	0	0	0
Blackford	2	0	2	Miami	0	0	0
Boone	2	0	2	Monroe	0	0	0
Brown	0	0	0	Montgomery	1	0	1
Carroll	1	0	1	Morgan	0	0	0
Cass	0	1	1	Newton	0	0	0
Clark	1	0	1	Noble	0	0	0
Clay	0	0	0	Ohio	0	0	0
Clinton	0	0	0	Orange	0	0	0
Crawford	1	0	1	Owen	0	0	0
Daviess	0	0	0	Parke	0	0	0
Dearborn	0	0	0	Perry	0	0	0
Decatur	0	1	1	Pike	0	0	0
DeKalb	1	0	1	Porter	0	0	0
Delaware	1	1	2	Posey	0	0	0
Dubois	0	0	0	Pulaski	0	0	0
Elkhart	1	1	2	Putnam	0	0	0
Fayette	0	0	0	Randolph	0	0	0
Floyd	1	0	1	Ripley	1	0	1
Fountain	0	0	0	Rush	0	0	0
Franklin	0	0	0	St. Joseph	7	4	11
Fulton	1	0	1	Scott	0	0	0
Gibson	1	0	1	Shelby	1	0	1
Grant	0	0	0	Spencer	1	0	1
Greene	0	0	0	Starke	0	0	0
Hamilton	1	0	1	Steuben	2	1	3
Hancock	0	0	0	Sullivan	0	0	0
Harrison	0	0	0	Switzerland	0	0	0
Hendricks	3	1	4	Tippecanoe	2	0	2
Henry	0	0	0	Tipton	0	0	0
Howard	4	1	5	Union	0	0	0
Huntington	1	0	1	Vanderburgh	3	1	4
Jackson	0	0	0	Vermillion	0	0	0
Jasper	0	0	0	Vigo	0	0	0
Jay	0	0	0	Wabash	2	0	2
Jefferson	0	0	0	Warren	0	0	0
Jennings	0	0	0	Warrick	0	0	0
Johnson	4	0	4	Washington	1	0	1
Knox	0	0	0	Wayne	1	1	2
Kosciusko	1	1	2	Wells	0	0	0
LaGrange	0	0	0	White	0	0	0
Lake	6	1	7	Whitley	0	0	0
LaPorte	2	0	2	Unknown	0	0	0
Lawrence	1	0	1	TOTAL	74	20	94

This data is based on most serious offense and excludes parole violations.

Source: Mnthadm4.pgm

Indiana Department of Correction

Table 15

Monthly Releases by County of Commitment - Juveniles

January 2013

Release Type				Release Type			
County	Discharge	Parole	total	County	Discharge	Parole	total
Adams	0	0	0	Madison	0	0	0
Allen	3	0	3	Marion	8	0	8
Bartholomew	1	0	1	Marshall	1	0	1
Benton	1	0	1	Martin	0	0	0
Blackford	0	0	0	Miami	0	0	0
Boone	1	0	1	Monroe	0	0	0
Brown	0	0	0	Montgomery	0	0	0
Carroll	1	0	1	Morgan	1	0	1
Cass	1	0	1	Newton	0	0	0
Clark	1	0	1	Noble	0	0	0
Clay	1	0	1	Ohio	0	0	0
Clinton	1	1	2	Orange	0	0	0
Crawford	0	0	0	Owen	0	0	0
Daviess	0	2	2	Parke	0	0	0
Dearborn	0	0	0	Perry	1	0	1
Decatur	1	0	1	Pike	0	0	0
DeKalb	0	0	0	Porter	0	0	0
Delaware	1	0	1	Posey	0	0	0
Dubois	0	0	0	Pulaski	0	0	0
Elkhart	1	5	6	Putnam	0	0	0
Fayette	0	0	0	Randolph	0	0	0
Floyd	0	0	0	Ripley	1	0	1
Fountain	0	0	0	Rush	0	0	0
Franklin	0	0	0	St. Joseph	2	0	2
Fulton	0	0	0	Scott	0	0	0
Gibson	0	0	0	Shelby	1	0	1
Grant	1	0	1	Spencer	0	0	0
Greene	0	0	0	Starke	0	0	0
Hamilton	1	1	2	Steuben	0	0	0
Hancock	0	1	1	Sullivan	0	0	0
Harrison	0	0	0	Switzerland	0	0	0
Hendricks	1	0	1	Tippecanoe	3	1	4
Henry	0	0	0	Tipton	0	0	0
Howard	3	0	3	Union	0	0	0
Huntington	0	0	0	Vanderburgh	1	4	5
Jackson	2	0	2	Vermillion	0	0	0
Jasper	0	0	0	Vigo	0	0	0
Jay	0	0	0	Wabash	0	0	0
Jefferson	0	0	0	Warren	0	0	0
Jennings	0	0	0	Warrick	0	0	0
Johnson	0	0	0	Washington	0	0	0
Knox	0	0	0	Wayne	1	3	4
Kosciusko	1	1	2	Wells	2	0	2
LaGrange	0	1	1	White	0	0	0
Lake	5	0	5	Whitley	0	0	0
LaPorte	1	0	1	Unknown	0	0	0
Lawrence	0	1	1	TOTAL	51	21	72

Some discharges may be releases to County Probation - data is unable to be separated.

Diagnostics and Escapes are NOT included.

Source: Mnthext4.pgm

Indiana Department of Correction
Table 16
Total Number of Committing Offenses for Juveniles
Committed to the Indiana Department of Correction

January 2013

OFFENSE (Citation Code)	THE NUMBER OF OFFENSES			
	This Month		This Calendar Year	
LEVEL I	Female	Male	Female	Male
Aggravated Battery (35-42-2-1.5)	0	0	0	0
Arson (35-43-1-1)	0	0	0	0
Battery (35-42-2-1)	2	1	2	1
Battery by Bodily Waste (35-42-2-6)	0	0	0	0
Burglary (35-43-2-1)	0	0	0	0
Carjacking (35-42-5-2)	0	0	0	0
Carrying Handgun w/o License (35-47-2-1)	0	3	0	3
Changing, Altering, Removing, Obliterating ID of Handgun (35-47-2-18)	0	0	0	0
Child Exploitation (35-42-4-4)	0	0	0	0
Child in Possession of Handgun (35-47-10-5)	0	4	0	4
Child Molesting (35-42-4-3)	0	2	0	2
Child Seduction (35-42-4-7)	0	0	0	0
Child Selling (35-46-1-4)	0	0	0	0
Child Solicitation (35-42-4-6)	0	0	0	0
Consumer Product Tampering (35-45-8-3)	0	0	0	0
Criminal Confinement (35-42-3-3)	0	0	0	0
Criminal Gang Intimidation (35-45-9-4)	0	0	0	0
Criminal Deviate Conduct (35-42-4-2)	0	1	0	1
Criminal Recklessness (35-42-2-2)	1	2	1	2
Dealing in a Sawed-Off Shotgun (35-47-5-4.1)	0	0	0	0
Distribution of a Destructive Device (IC 35-47.5-5-5)	0	0	0	0
Domestic Battery (35-42-2-1.3)	0	0	0	0
Driving While Intoxicated Resulting in Death (9-30-5-5)	0	0	0	0
False, Altering Handgun License (35-47-2-22)	0	0	0	0
False Application for Handgun (35-47-2-8)	0	0	0	0
Feticide (35-42-1-6)	0	0	0	0
Handgun, False ID (35-47-2-17)	0	0	0	0
Incest (35-46-1-3)	0	0	0	0
Interference with Custody (35-42-3-4)	0	0	0	0
Intimidation (35-45-2-1)	0	1	0	1
Involuntary Manslaughter (35-42-1-4)	0	0	0	0
Kidnapping (35-42-3-2)	0	0	0	0
Murder (35-42-1-1)	0	0	0	0
Neglect of a Dependent (35-46-1-4)	1	0	1	0
Operation of a Machine Gun/Hurling a Bomb (35-47-5-9)	0	0	0	0
Overpass Mischief (35-42-2-5)	0	0	0	0
Pointing a Firearm (35-47-4-3)	0	0	0	0
Possession of Firearm on School Property (35-47-9-2)	0	0	0	0
Possession of a Machine Gun or Bomb (35-47-5-9)	0	0	0	0
Rape (35-42-4-1)	0	0	0	0
Reckless Homicide (35-42-1-5)	0	1	0	1
Resisting Law Enforcement (35-44-3-3)	0	0	0	0
Robbery (35-42-5-1)	0	7	0	7

LEVEL I (Cont.)

	THE NUMBER OF OFFENSES			
	This Month		This Calendar Year	
	<u>Female</u>	<u>Male</u>	<u>Female</u>	<u>Male</u>
Sell, Manufacture, Possess, Purchase Explosive (35-47-5-1)	0	0	0	0
Sell, Transfer, HIV Blood (35-42-1-7)	0	0	0	0
Selling, Transferring, Giving Handgun to Under 18 (35-47-2-7)	0	0	0	0
Sexual Battery (35-42-4-8)	0	1	0	1
Sexual Misconduct (35-44-1-5)	0	0	0	0
Sexual Misconduct with a Minor (35-42-4-9)	0	0	0	0
Stalking (35-45-10-5)	0	0	0	0
Strangulation (35-42-2-9)	0	0	0	0
Unlawful Delivery of Confiscated Firearm (35-47-3-4)	0	0	0	0
Unlawful Use of Body Armor (35-47-5-13)	0	0	0	0
Unlawful Use of Stun Gun (35-47-8-5)	0	0	0	0
Vicarious Sexual Gratification (35-42-4-5)	0	0	0	0
Voluntary Manslaughter (35-42-1-3)	0	0	0	0
Sub-Total	4	23	4	23

LEVEL II

Assisting a Criminal (35-44-3-2)	0	0	0	0
Chinese Throwing Star (35-47-5-12)	0	0	0	0
Criminal Gang Activity (35-45-9-3)	0	0	0	0
Criminal Recklessness (35-42-2-2)	0	0	0	0
Dealing Anabolic Steroid (16-42-19-27)	0	0	0	0
Dealing in a Schedule I, II, or III Controlled Substance (35-48-4-2)	0	2	0	2
Dealing in a Schedule IV Controlled Substance (35-48-4-3)	0	0	0	0
Dealing in a Schedule V Controlled Substance (35-48-4-4)	0	0	0	0
Dealing in a Substance Represented to be a Controlled Substance (35-48-4-4.5)	0	0	0	0
Dealing in Cocaine or Narcotic Drug (35-48-4-1)	0	0	0	0
Dealing in Marijuana, Hash Oil, or Hashish (35-48-4-10)	0	0	0	0
Dealing Methamphetamine (35-48-4-1.1)	0	0	0	0
Delivery of Weapon to Intoxicated Person (35-47-4-1)	0	0	0	0
Escape (35-44-3-5)	0	0	0	0
Escape/Failure to Return to Lawful Detention (35-44-3-5)	0	0	0	0
Interference with Custody (35-42-3-4)	0	0	0	0
Intimidation (35-45-2-1)	0	3	0	3
Knife with Automatic Blade (35-47-5-2)	0	0	0	0
Loan Sharking (35-45-7-2)	0	0	0	0
Maintaining a Common Nuisance (35-48-4-13)	0	0	0	0
Manufacture, Distribution, Possession of a Substance Represented to be a Controlled Substance (35-48-4-4.6)	0	0	0	0
Neglect of a Dependent (35-46-1-4)	0	0	0	0
Possession of a Controlled Substance (35-48-4-7)	0	3	0	3
Possession of a Knife on School Property (35-47-5-2.5)	0	3	0	3
Poss precursors w/intent to manufacture etc. (35-48-4-14.5)	0	0	0	0
Promoting Prostitution (35-45-4-4)	0	0	0	0
Purchase, Possession or Sale of Stun Gun (35-47-8-5)	0	0	0	0
Resisting Law Enforcement (35-44-3-3)	0	1	0	1
Rioting with a Deadly Weapon (35-45-1-2)	0	0	0	0
Sale, Possession, Use of Legend Drug (16-42-19-27)	0	0	0	0
Sexual Misconduct with a Minor (35-42-4-9)	0	0	0	0
Stalking (35-45-10-5)	0	0	0	0
Trafficking with an Inmate (35-44-3-9)	0	0	0	0
Use of Stun Gun in Commission of a Crime (35-47-8-5)	0	0	0	0
Sub-Total	0	12	0	12

LEVEL III	THE NUMBER OF OFFENSES			
	This Month		This Calendar Year	
	Female	Male	Female	Male
Accident/Failure to Stop (9-26-1-8)	0	0	0	0
Accident, Property Damage with Injury (9-26-1-8)	0	0	0	0
Altering or Damaging Computer (35-43-1-4)	0	0	0	0
Auto Theft, Receiving Stolen Parts (35-43-4-2.5)	1	6	1	6
Battery (35-42-2-1)	6	15	6	15
Bribery (35-44-1-1)	0	0	0	0
Burglary (35-43-2-1)	0	12	0	12
Check Deception (35-43-5-5)	0	0	0	0
Check Fraud (35-43-5-12)	0	0	0	0
Child Exploitation (35-42-4-4)	0	0	0	0
Controlled Substance Registration (35-48-4-14)	0	0	0	0
Conversion (35-43-4-3)	2	4	2	4
Criminal Mischief (35-43-1-2)	1	6	1	6
Criminal Recklessness (35-42-2-2)	0	0	0	0
Criminal Trespass (35-43-2-2)	0	5	0	5
Dealing in Altered Property (35-43-4-2.3)	0	0	0	0
Dealing in Marijuana, Hash Oil, or Hashish (35-48-4-10)	0	0	0	0
Dealing in Paraphernalia (35-48-4-8.5)	0	0	0	0
Distribution of Material Harmful to Minor (35-49-3-3)	0	0	0	0
Escape/Failure to Return to Lawful Detention (35-44-3-5)	0	5	0	5
Failure to Appear (35-44-3-6)	0	0	0	0
False Reporting (35-44-2-2)	0	0	0	0
Forgery (35-43-5-2)	0	0	0	0
Fraud (35-43-5-4)	0	0	0	0
Fraud on Financial Institution (35-45-5-8)	0	0	0	0
Home Improvement Fraud (35-43-6-13)	0	0	0	0
Identity Deception (35-43-5-3.5)	0	0	0	0
Interference with Custody (35-42-3-4)	0	0	0	0
Interference with Reporting Crime (35-42-2-5)	0	0	0	0
Invasion of Privacy (35-46-1-15.1)	0	0	0	0
Manufacture of Paraphernalia (35-48-4-8.1)	0	0	0	0
Nonsupport of Child (35-46-1-5)	0	0	0	0
Nonsupport of Spouse (35-46-1-6)	0	0	0	0
Obscene Performance (35-49-3-1)	0	0	0	0
Obstructing Fireman (35-44-3-8)	0	0	0	0
Obstructing Traffic (35-42-2-4)	0	0	0	0
Obstruction of Justice (35-44-3-4)	0	0	0	0
Operating Vehicle After Lifetime Forfeiture (9-30-10-17)	0	0	0	0
Operating Vehicle While Intoxicated (9-30-5-4)	0	0	0	0
Operating Vehicle While Intoxicated with Prior (9-30-5-3)	0	0	0	0

LEVEL III (Cont.)**THE NUMBER OF OFFENSES**

	This Month		This Calendar Year	
	<u>Female</u>	<u>Male</u>	<u>Female</u>	<u>Male</u>
Patronizing a Prostitute (35-45-4-3)	0	0	0	0
Perjury (35-44-2-1)	0	0	0	0
Possession of Cocaine or Narcotic Drug (35-48-4-6)	0	0	0	0
Possession/Use of Legend Drug (16-42-19-13)	0	0	0	0
Possession of Marijuana, Hash Oil, or Hashish (35-48-4-11)	0	0	0	0
Possession of Methamphetamines (35-48-4-6.1)	0	0	0	0
Possession of Paraphernalia (35-48-4-8.3)	0	1	0	1
Possession of a Syringe (16-42-19-18)	0	1	0	1
Professional Gambling (35-45-5-3)	0	0	0	0
Profiting from Adoption (35-46-1-9)	0	0	0	0
Promoting Professional Gambling (35-45-5-4)	0	0	0	0
Promoting Prostitution (35-45-4-4)	0	0	0	0
Prostitution (35-45-4-2)	0	0	0	0
Public Indecency (35-45-4-1)	0	0	0	0
Public Nudity (35-45-4-1.5)	0	0	0	0
Receiving Stolen Auto Parts (35-43-4-2.5)	0	2	0	2
Receiving Stolen Property (35-43-4-2)	0	5	0	5
Residential Entry (35-43-2-1.5)	0	1	0	1
Resisting Law Enforcement (35-44-3-3)	0	11	0	11
Rioting (35-45-1-2)	0	0	0	0
Sale, Possession, Use of Legend Drug (16-42-19-27)	0	0	0	0
Selling, Distributing, Exhibiting Obscene Material (35-49-3-1)	0	0	0	0
Stalking (35-45-10-5)	0	0	0	0
Theft (35-43-4-2)	4	25	4	25
Torture or Mutilation of Animal (35-46-3-12)	0	0	0	0
Trafficking with an Inmate (35-44-3-9)	0	0	0	0
Unauthorized Possession of Prescription Form (35-48-4-14)	0	0	0	0
Voyeurism (35-45-4-5)	0	0	0	0
Welfare Fraud (35-43-5-7)	0	0	0	0
Sub-Total	14	99	14	99

LEVEL IV

Absence From Home Detention (35-38-2.5-10)	0	0	0	0
Accident/Failure to Stop (9-26-1-8)	0	0	0	0
Animal Cruelty (IC 35-46-3-12)	0	0	0	0
Assisting a Criminal (35-44-3-2)	0	0	0	0
Check Deception (35-43-5-5)	0	0	0	0
Common Nuisance (35-48-4-13)	0	2	0	2
Computer Trespassing (35-43-2-3)	0	0	0	0
Counterfeiting a Driver's License (9-24-18-7)	0	0	0	0
Counterfeiting Auto Registration (9-18-2-42)	0	0	0	0
Curfew Violation (31-37-2-5)	0	1	0	1
Deception (35-43-5-3)	0	0	0	0
Disorderly Conduct (35-45-1-3)	1	6	1	6
Dissemination of Material Harmful to Minor (35-49-3-3)	0	0	0	0
Driving While Intoxicated (9-11-2-3)	0	0	0	0
Driving with Suspended License (9-24-19-2)	0	0	0	0
Exploitation of Dependent/Endangered Adult (35-46-1-12)	0	0	0	0
Failure to Appear (35-44-3-6)	0	0	0	0
Failure to Disclose Recruitment (35-46-4-4)	0	0	0	0
Failure to Respond to Summons (35-44-3-6.5)	0	0	0	0
False Auto Registration (9-18-2-44)	0	0	0	0
False Informing (35-44-2-2)	0	3	0	3
Flag Desecration (35-45-1-4)	0	0	0	0

LEVEL IV (Cont.)**THE NUMBER OF OFFENSES**

	This Month		This Calendar Year	
	<u>Female</u>	<u>Male</u>	<u>Female</u>	<u>Male</u>
Glue Sniffing (35-46-6-2)	0	0	0	0
Habitual Disobedience of Parent, Guardian, or Custodian (Incorrigible) (31-37-2-4)	1	1	1	1
Harassment (35-45-2-2)	0	1	0	1
Home Improvement Fraud (35-43-6-12)	0	0	0	0
Illegal Consumption of Alcohol (7.1-5-7-7)	0	1	0	1
Illegal Possession of Alcohol (7.1-5-7-7)	0	2	0	2
Impairment of ID Number (35-43-7-4)	0	0	0	0
Interference with Custody (35-42-3-4)	0	0	0	0
Interfering with Law Enforcement Animal (35-46-3-11)	0	0	0	0
Invasion of Privacy (35-46-1-15.1)	0	0	0	0
Leaving Home w/o Permission of Parent, Guardian or Custodian (Runaway) (31-37-2-2)	2	8	2	8
Nitrous Oxide Distribution (35-46-6-3)	0	0	0	0
Obscene Performance (35-49-3-1)	0	0	0	0
Obstructing Medical Emergency (35-44-3-8.5)	0	0	0	0
Obstructing Traffic (35-42-2-4)	0	0	0	0
Operating Vehicle While Intoxicated (9-30-5-2)	0	0	0	0
Operating Vehicle While Intoxicated/Cntrl'd Sub (9-30-5-1)	0	0	0	0
Operating Vehicle w/o License (9-24-18-1)	0	2	0	2
Operating Vehicle w/o Proof of Financial (9-25-8-2)	0	0	0	0
Operating Vehicle w/o Registration/Plates (9-18-2-43)	0	0	0	0
Possession of Marijuana, Hash Oil, or Hashish (35-48-4-11)	1	7	1	7
Possession of Paraphernalia (35-48-4-8.3)	0	5	0	5
Possession of Substance Represented to be a Controlled Substance (35-48-4-4.6)	0	0	0	0
Possession, Purchase, Accepting Tobacco (35-46-1-10.5)	0	0	0	0
Probation Violation	0	43	0	43
Public Intoxication (7.1-5-1-3)	0	2	0	2
Receiving Unidentified Property (35-43-7-5)	0	0	0	0
Reckless Driving (9-21-8-52)	0	1	0	1
Refusal to Aid Officer (35-44-3-7)	0	0	0	0
Refusal to Identify Self (34-28-5-3.5)	0	0	0	0
Selling, Distributing, Exhibiting Obscene Material (35-49-3-1)	0	0	0	0
Tattooing a Minor (35-42-2-7)	0	0	0	0
Torture, Kill, Mutilate an Animal (35-46-3-12)	0	0	0	0
Unauthorized Possession of Prescription (35-48-4-14)	0	0	0	0
Unlawful Entry of Motor Vehicle (35-43-4-2.7)	0	2	0	2
Unlawful Gambling (35-45-5-2)	0	0	0	0
Unlawful Use of Railroad Right of Way (8-3-15-3)	0	0	0	0
Vending Machine Vandalism (35-43-4-7)	0	0	0	0
Violation of Compulsory School Attendance Law (Truancy) (31-37-2-3)	1	0	1	0
Violation Home Detention	0	0	0	0
Violation Suspended Commitment to DOC	0	1	0	1
Voyeurism (35-45-4-5)	0	0	0	0
Welfare Fraud (35-45-5-7)	0	0	0	0
Sub-Total	6	88	6	88
GRAND TOTAL NUMBER OF OFFENSES	24	222	24	222

Source: SAS - mnthadm4_by_offense.pgm

Indiana Department of Correction
Table 17
Number of Juvenile Offenders by Most Serious Offense
Committed to the Indiana Department of Correction

January 2013

MOST SERIOUS OFFENSE (Citation Code)	THE NUMBER OF JUVENILES			
	This Month		This Calendar Year	
LEVEL I	Female	Male	Female	Male
Aggravated Battery (35-42-2-1.5)	0	0	0	0
Arson (35-43-1-1)	0	0	0	0
Battery (35-42-2-1)	1	0	1	0
Battery by Bodily Waste (35-42-2-6)	0	0	0	0
Burglary (35-43-2-1)	0	0	0	0
Carjacking (35-42-5-2)	0	0	0	0
Carrying Handgun w/o License (35-47-2-1)	0	2	0	2
Changing, Altering, Removing, Obliterating ID of Handgun (35-47-2-18)	0	0	0	0
Child Exploitation (35-42-4-4)	0	0	0	0
Child in Possession of Handgun (35-47-10-5)	0	1	0	1
Child Molesting (35-42-4-3)	0	1	0	1
Child Seduction (35-42-4-7)	0	0	0	0
Child Selling (35-46-1-4)	0	0	0	0
Child Solicitation (35-42-4-6)	0	0	0	0
Consumer Product Tampering (35-45-8-3)	0	0	0	0
Criminal Confinement (35-42-3-3)	0	0	0	0
Criminal Gang Intimidation (35-45-9-4)	0	0	0	0
Criminal Deviate Conduct (35-42-4-2)	0	1	0	1
Criminal Recklessness (35-42-2-2)	1	2	1	2
Dealing in a Sawed-Off Shotgun (35-47-5-4.1)	0	0	0	0
Distribution of a Destructive Device (IC 35-47.5-5-5)	0	0	0	0
Domestic Battery (35-42-2-1.3)	0	0	0	0
Driving While Intoxicated Resulting in Death (9-30-5-5)	0	0	0	0
False, Altering Handgun License (35-47-2-22)	0	0	0	0
False Application for Handgun (35-47-2-8)	0	0	0	0
Feticide (35-42-1-6)	0	0	0	0
Handgun, False Information (35-47-2-17)	0	0	0	0
Incest (35-46-1-3)	0	0	0	0
Interference with Custody (35-42-3-4)	0	0	0	0
Intimidation (35-45-2-1)	0	1	0	1
Involuntary Manslaughter (35-42-1-4)	0	0	0	0
Kidnapping (35-42-3-2)	0	0	0	0
Murder (35-42-1-1)	0	0	0	0
Neglect of a Dependent (35-46-1-4)	1	0	1	0
Operation of a Machine Gun/Hurling a Bomb (35-47-5-9)	0	0	0	0
Overpass Mischief (35-42-2-5)	0	0	0	0
Pointing a Firearm (35-47-4-3)	0	0	0	0
Possession of Firearm on School Property (35-47-9-2)	0	0	0	0
Possession of a Machine Gun or Bomb (35-47-5-9)	0	0	0	0
Rape (35-42-4-1)	0	0	0	0
Reckless Homicide (35-42-1-5)	0	1	0	1
Resisting Law Enforcement (35-44-3-3)	0	0	0	0
Robbery (35-42-5-1)	0	7	0	7

LEVEL I (Cont.)**THE NUMBER OF JUVENILES**

	This Month		This Calendar Year	
	<u>Female</u>	<u>Male</u>	<u>Female</u>	<u>Male</u>
Sell, Manufacture, Possess, Purchase Explosive (35-47-5-1)	0	0	0	0
Sell, Transfer, HIV Blood (35-42-1-7)	0	0	0	0
Selling, Transferring, Giving Handgun to Under 18 (35-47-2-7)	0	0	0	0
Sexual Battery (35-42-4-8)	0	1	0	1
Sexual Misconduct (35-44-1-5)	0	0	0	0
Sexual Misconduct with a Minor (35-42-4-9)	0	0	0	0
Stalking (35-45-10-5)	0	0	0	0
Strangulation (35-42-2-9)	0	0	0	0
Unlawful Delivery of Confiscated Firearm (35-47-3-4)	0	0	0	0
Unlawful Use of Body Armor (35-47-5-13)	0	0	0	0
Unlawful Use of Stun Gun (35-47-8-5)	0	0	0	0
Vicarious Sexual Gratification (35-42-4-5)	0	0	0	0
Voluntary Manslaughter (35-42-1-3)	0	0	0	0
Sub-Total	3	17	3	17

LEVEL II

Assisting a Criminal (35-44-3-2)	0	0	0	0
Chinese Throwing Star (35-47-5-12)	0	0	0	0
Criminal Gang Activity (35-45-9-3)	0	0	0	0
Criminal Recklessness (35-42-2-2)	0	0	0	0
Dealing Anabolic Steroid (16-42-19-27)	0	0	0	0
Dealing in a Schedule I, II, or III Controlled Substance (35-48-4-2)	0	2	0	2
Dealing in a Schedule IV Controlled Substance (35-48-4-3)	0	0	0	0
Dealing in a Schedule V Controlled Substance (35-48-4-4)	0	0	0	0
Dealing in a Substance Represented to be a Controlled Substance (35-48-4-4.5)	0	0	0	0
Dealing in Cocaine or Narcotic Drug (35-48-4-1)	0	0	0	0
Dealing in Marijuana, Hash Oil, or Hashish (35-48-4-10)	0	0	0	0
Dealing Methamphetamine (35-48-4-1.1)	0	0	0	0
Delivery of Weapon to Intoxicated Person (35-47-4-1)	0	0	0	0
Escape (35-44-3-5)	0	0	0	0
Escape/Failure to Return to Lawful Detention (35-44-3-5)	0	0	0	0
Interference with Custody (35-42-3-4)	0	0	0	0
Intimidation (35-45-2-1)	0	3	0	3
Knife with Automatic Blade (35-47-5-2)	0	0	0	0
Loan Sharking (35-45-7-2)	0	0	0	0
Maintaining a Common Nuisance (35-48-4-13)	0	0	0	0
Manufacture, Distribution, Possession of a Substance Represented to be a Controlled Substance (35-48-4-4.6)	0	0	0	0
Neglect of a Dependent (35-46-1-4)	0	0	0	0
Possession of a Controlled Substance (35-48-4-7)	0	3	0	3
Possession of a Knife on School Property (35-47-5-2.5)	0	2	0	2
Poss precursors w/intent to manufacture etc. (35-48-4-14.5)	0	0	0	0
Promoting Prostitution (35-45-4-4)	0	0	0	0
Purchase, Possession or Sale of Stun Gun (35-47-8-5)	0	0	0	0
Resisting Law Enforcement (35-44-3-3)	0	1	0	1
Rioting with a Deadly Weapon (35-45-1-2)	0	0	0	0
Sale, Possession, Use of Legend Drug (16-42-19-27)	0	0	0	0
Sexual Misconduct with a Minor (35-42-4-9)	0	0	0	0
Stalking (35-45-10-5)	0	0	0	0
Trafficking with an Inmate (35-44-3-9)	0	0	0	0
Use of Stun Gun in Commission of a Crime (35-47-8-5)	0	0	0	0
Sub-Total	0	11	0	11

LEVEL III	THE NUMBER OF JUVENILES			
	This Month		This Calendar Year	
	Female	Male	Female	Male
Accident/Failure to Stop (9-26-1-8)	0	0	0	0
Accident, Property Damage with Injury (9-26-1-8)	0	0	0	0
Altering or Damaging Computer (35-43-1-4)	0	0	0	0
Auto Theft, Receiving Stolen Parts (35-43-4-2.5)	1	1	1	1
Battery (35-42-2-1)	5	6	5	6
Bribery (35-44-1-1)	0	0	0	0
Burglary (35-43-2-1)	0	9	0	9
Check Deception (35-43-5-5)	0	0	0	0
Check Fraud (35-43-5-12)	0	0	0	0
Child Exploitation (35-42-4-4)	0	0	0	0
Controlled Substance Registration (35-48-4-14)	0	0	0	0
Conversion (35-43-4-3)	2	2	2	2
Criminal Mischief (35-43-1-2)	0	2	0	2
Criminal Recklessness (35-42-2-2)	0	0	0	0
Criminal Trespass (35-43-2-2)	0	2	0	2
Dealing in Altered Property (35-43-4-2.3)	0	0	0	0
Dealing in Marijuana, Hash Oil, or Hashish (35-48-4-10)	0	0	0	0
Dealing in Paraphernalia (35-48-4-8.5)	0	0	0	0
Distribution of Material Harmful to Minor (35-49-3-3)	0	0	0	0
Escape/Failure to Return to Lawful Detention (35-44-3-5)	0	4	0	4
Failure to Appear (35-44-3-6)	0	0	0	0
False Reporting (35-44-2-2)	0	0	0	0
Forgery (35-43-5-2)	0	0	0	0
Fraud (35-43-5-4)	0	0	0	0
Fraud on Financial Institution (35-45-5-8)	0	0	0	0
Home Improvement Fraud (35-43-6-13)	0	0	0	0
Identity Deception (35-43-5-3.5)	0	0	0	0
Interference with Custody (35-42-3-4)	0	0	0	0
Interference with Reporting Crime (35-45-2-5)	0	0	0	0
Invasion of Privacy (35-46-1-15.1)	0	0	0	0
Manufacture of Paraphernalia (35-48-4-8.1)	0	0	0	0
Nonsupport of Child (35-46-1-5)	0	0	0	0
Nonsupport of Spouse (35-46-1-6)	0	0	0	0
Obscene Performance (35-49-3-1)	0	0	0	0
Obstructing Fireman (35-44-3-8)	0	0	0	0
Obstructing Traffic (35-42-2-4)	0	0	0	0
Obstruction of Justice (35-44-3-4)	0	0	0	0
Operating Vehicle After Lifetime Forfeiture (9-30-10-17)	0	0	0	0
Operating Vehicle While Intoxicated (9-30-5-4)	0	0	0	0
Operating Vehicle While Intoxicated with Prior (9-30-5-3)	0	0	0	0

LEVEL III (Cont.)

	THE NUMBER OF JUVENILES			
	This Month		This Calendar Year	
	<u>Female</u>	<u>Male</u>	<u>Female</u>	<u>Male</u>
Patronizing a Prostitute (35-45-4-3)	0	0	0	0
Perjury (35-44-2-1)	0	0	0	0
Possession of Cocaine or Narcotic Drug (35-48-4-6)	0	0	0	0
Possession of Marijuana, Hash Oil, or Hashish (35-48-4-11)	0	0	0	0
Possession of Methamphetamine (35-48-4-6.1)	0	0	0	0
Possession of Paraphernalia (35-48-4-8.3)	0	0	0	0
Possession/Use of Legend Drug (16-42-19-13)	0	0	0	0
Professional Gambling (35-45-5-3)	0	0	0	0
Profiting from Adoption (35-46-1-9)	0	0	0	0
Promoting Professional Gambling (35-45-5-4)	0	0	0	0
Promoting Prostitution (35-45-4-4)	0	0	0	0
Prostitution (35-45-4-2)	0	0	0	0
Public Indecency (35-45-4-1)	0	0	0	0
Public Nudity (35-45-4-1.5)	0	0	0	0
Receiving Stolen Property (35-43-4-2)	0	3	0	3
Residential Entry (35-43-2-1.5)	0	1	0	1
Resisting Law Enforcement (35-44-3-3)	0	4	0	4
Rioting (35-45-1-2)	0	0	0	0
Sale, Possession, Use of Legend Drug (16-42-19-27)	0	0	0	0
Selling, Distributing, Exhibiting Obscene Material (35-49-3-1)	0	0	0	0
Stalking (35-45-10-5)	0	0	0	0
Theft (35-43-4-2)	3	8	3	8
Trafficking with an Inmate (35-44-3-9)	0	0	0	0
Unauthorized Possession of Prescription Form (35-48-4-14)	0	0	0	0
Voyeurism (35-45-4-5)	0	0	0	0
Welfare Fraud (35-43-5-7)	0	0	0	0
Sub-Total	11	42	11	42

LEVEL IV

Absence From Home Detention (35-38-2.5-10)	0	0	0	0
Accident/Failure to Stop (9-26-1-8)	0	0	0	0
Assisting a Criminal (35-44-3-2)	0	0	0	0
Check Deception (35-43-5-5)	0	0	0	0
Common Nuisance (35-48-4-13)	0	1	0	1
Computer Trespassing (35-43-2-3)	0	0	0	0
Counterfeiting a Driver's License (9-24-18-7)	0	0	0	0
Counterfeiting Auto Registration (9-18-2-42)	0	0	0	0
Curfew Violation (31-37-2-5)	0	0	0	0
Deception (35-43-5-3)	0	0	0	0
Disorderly Conduct (35-45-1-3)	1	2	1	2
Dissemination of Material Harmful to Minor (35-49-3-3)	0	0	0	0
Driving with Suspended License (9-24-19-2)	0	0	0	0
Exploitation of Dependent/Endangered Adult (35-46-1-12)	0	0	0	0
Failure to Appear (35-44-3-6)	0	0	0	0
Failure to Disclose Recruitment (35-46-4-4)	0	0	0	0
Failure to Respond to Summons (35-44-3-6.5)	0	0	0	0
False Auto Registration (9-18-2-44)	0	0	0	0
False Informing (35-44-2-2)	0	0	0	0
Flag Desecration (35-45-1-4)	0	0	0	0

LEVEL IV (Cont.)**THE NUMBER OF JUVENILES**

	This Month		This Calendar Year	
	<u>Female</u>	<u>Male</u>	<u>Female</u>	<u>Male</u>
Glue Sniffing (35-46-6-2)	0	0	0	0
Habitual Disobedience of Parent, Guardian, or Custodian (Incorrigible) (31-37-2-4)	0	0	0	0
Harassment (35-45-2-2)	0	0	0	0
Home Improvement Fraud (35-43-6-12)	0	0	0	0
Illegal Consumption of Alcohol (7.1-5-7-7)	0	0	0	0
Illegal Possession of Alcohol (7.1-5-7-7)	0	0	0	0
Impairment of ID Number (35-43-7-4)	0	0	0	0
Interference with Custody (35-42-3-4)	0	0	0	0
Interfering with Law Enforcement Animal (35-46-3-11)	0	0	0	0
Invasion of Privacy (35-46-1-15.1)	0	0	0	0
Leaving Home w/o Permission of Parent, Guardian or Custodian (Runaway) (31-37-2-2)	2	0	2	0
Nitrous Oxide Distribution (35-46-6-3)	0	0	0	0
Obscene Performance (35-49-3-1)	0	0	0	0
Obstructing Medical Emergency (35-44-3-8.5)	0	0	0	0
Obstructing Traffic (35-42-2-4)	0	0	0	0
Operating Vehicle While Intoxicated (9-30-5-2)	0	0	0	0
Operating Vehicle While Intoxicated/Cntrl'd Sub (9-30-5-1)	0	0	0	0
Operating Vehicle w/o License (9-24-18-1)	0	0	0	0
Operating Vehicle w/o Proof of Financial (9-25-8-2)	0	0	0	0
Operating Vehicle w/o Registration/Plates (9-18-2-43)	0	0	0	0
Possession of Marijuana,Hash Oil, or Hashish (35-48-4-11)	0	3	0	3
Possession of Paraphernalia (35-48-4-8.3)	0	0	0	0
Possession of Substance Represented to be a Controlled Substance (35-48-4-4.6)	0	0	0	0
Possession, Purchase, Accepting Tobacco (35-46-1-10.5)	0	0	0	0
Probation Violation	0	0	0	0
Public Intoxication (7.1-5-1-3)	0	0	0	0
Receiving Unidentified Property (35-43-7-5)	0	0	0	0
Reckless Driving (9-21-8-52)	0	0	0	0
Refusal to Aid Officer (35-44-3-7)	0	0	0	0
Selling,Distributing,Exhibiting Obscene Material (35-49-3-1)	0	0	0	0
Torture, Kill, Mutilate an Animal (35-46-3-12)	0	0	0	0
Unauthorized Possession of Prescription (35-48-4-14)	0	0	0	0
Unlawful Entry of Motor Vehicle (35-43-4-2.7)	0	0	0	0
Unlawful Gambling (35-45-5-2)	0	0	0	0
Unlawful Use of Railroad Right of Way (8-3-15-3)	0	0	0	0
Vending Machine Vandalism (35-43-4-7)	0	0	0	0
Violation of Compulsory School Attendance Law (Truancy) (31-37-2-3)	1	0	1	0
Violation Home Detention	0	0	0	0
Violation Suspended Commitment to DOC	0	0	0	0
Voyeurism (35-45-4-5)	0	0	0	0
Welfare Fraud (35-45-5-7)	0	0	0	0
NO SENTENCE DATA	0	0	0	0
Sub-Total	4	6	4	6
GRAND TOTAL NUMBER OF JUVENILES	18	76	18	76

Source: SAS - mnthadm4.mso

Indiana Department of Correction
Table 18
Juvenile Female New Commitments

<u>Month</u>	<u>2009</u>	<u>2010</u>	<u>2011</u>	<u>2012</u>	<u>2013</u>
January	9	16	15	10	18
February	16	22	15	13	
March	17	18	18	15	
April	29	13	10	12	
May	17	13	9	14	
June	18	9	23	9	
July	13	11	10	12	
August	14	5	11	16	
September	8	13	5	8	
October	5	13	12	18	
November	14	13	14	7	
December	<u>25</u>	<u>7</u>	<u>9</u>	<u>7</u>	
TOTALS	185	153	151	141	18

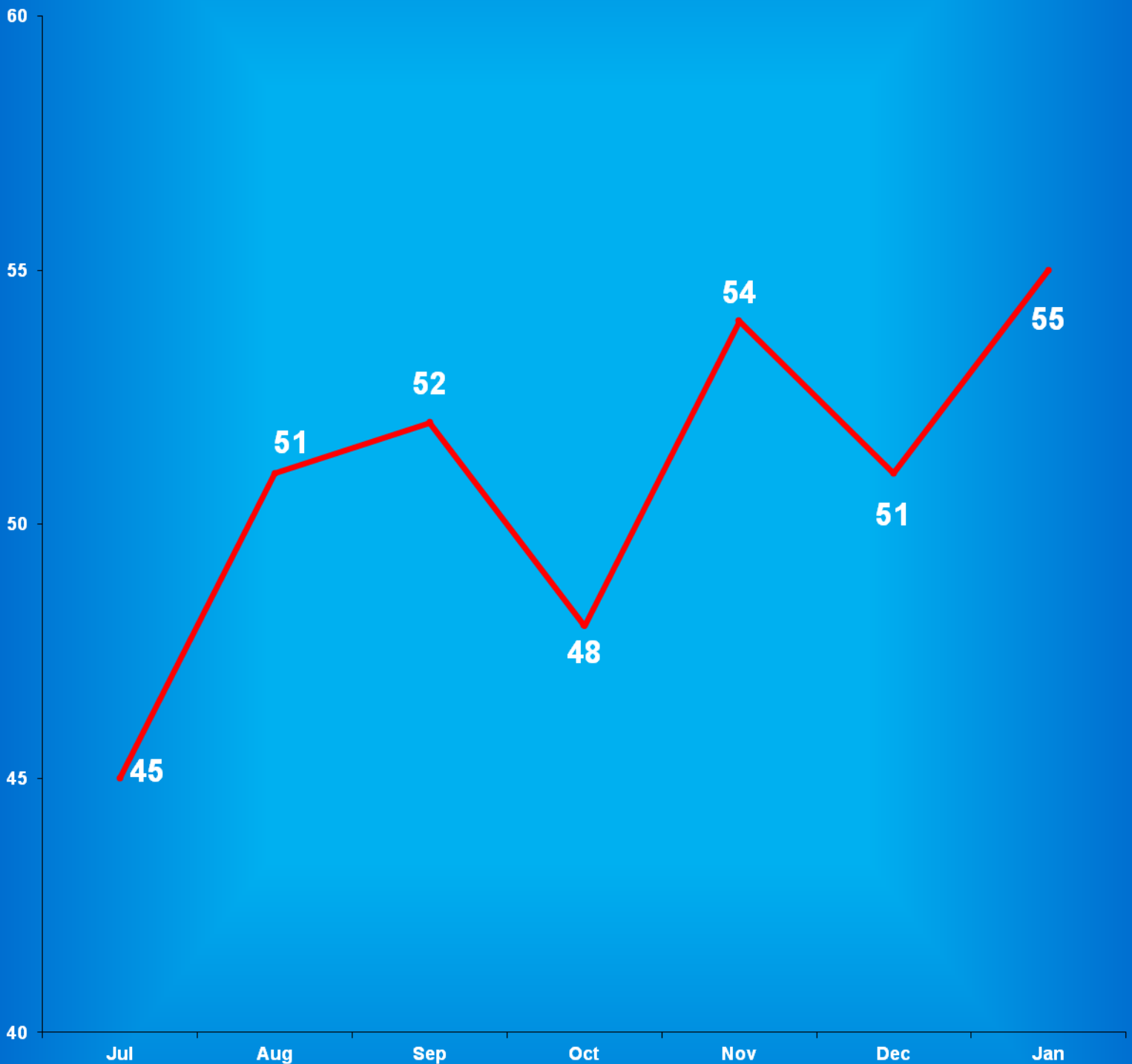
Source:
SAS - mnthadm4.pgm

Indiana Department of Correction

Graph G

Average Daily Juvenile Female Offender Populations

Fiscal Year 2013



Indiana Department of Correction
Table 19
Juvenile Male New Commitments

<u>Month</u>	<u>2009</u>	<u>2010</u>	<u>2011</u>	<u>2012</u>	<u>2013</u>
January	57	88	69	63	76
February	82	71	62	71	
March	76	77	90	75	
April	102	60	72	56	
May	73	71	64	69	
June	82	67	64	77	
July	86	53	71	48	
August	63	74	94	90	
September	75	61	58	66	
October	54	73	65	85	
November	75	85	81	47	
December	<u>74</u>	<u>75</u>	<u>52</u>	<u>44</u>	
TOTALS	899	855	842	791	76

Source:
SAS - mnthadm4.pgm

Indiana Department of Correction

Graph H

Average Daily Juvenile Male Offender Populations

Fiscal Year 2013



**Indiana Department of Correction
Indiana Government Center South, Room E334
302 W. Washington Street
Indianapolis, IN 46204**

**Prepared by:
Ryan Lammert, Research Analyst
(317) 234-4417
RLammert@idoc.IN.gov**

This report and previous reports may be found at:

<http://www.in.gov/idoc/2376.htm>





The Indiana Department of Correction advances public safety and successful re-entry through dynamic supervision, programming, and partnerships.