

Exhibit B

Proposal Overview

The applicant group's **designated representative** will serve as the contact for all communications, interviews, and notices from the ICSB regarding the submitted application.

IMPORTANT NOTE: *The full application, including this form, will be posted on the ICSB website. Applicants are advised that local community members, including members of the media, may contact the designated representative for questions about the proposed school(s).*

There are two types of change in authorizer requests: 1) requests prior to notice of termination or nonrenewal of a charter agreement by the Charter School's current authorizer; and 2) requests following notice of termination or nonrenewal of a charter agreement by the Charter School's current authorizer.

Type of Submission:	<input type="checkbox"/> Existing Charter has not been Terminated or Nonrenewed <input checked="" type="checkbox"/> Existing Charter has been Terminated or Nonrenewed
Name of Charter School(s):	Indiana School of Excellence DBA Xavier School of Excellence
Address(es):	3423 S. Michigan St. South Bend, IN 46614
Name of Board Chair(s):	Yolanda Turner-Smith
Contact Information:	574 340-5665 jiminia@earthling.net
Name of Head of School/Principal(s):	Samantha Smith , School Director
Contact Information:	ssmith@xaviersoe.org
Email address(es):	2010
Year School(s) Opened:	Ball State University
Name of Current Authorizer:	
Name of Education Service Provider (ESP) (if applicable):	
Current Grade Levels Served:	K-8
Current Student Enrollment:	170

Signature of Applicant's Designated Representative

Robert Doctor, Business Manager	March 5, 2018
Signature	Date

Executive Summary

Mission and Vision

The mission of Xavier School of Excellence (XSE) is to provide its students with a strong academic curriculum (the building blocks) and broad cultural experiences in a supportive, innovative, and challenging environment that fosters academic success, good citizenship, and create lifelong learners.

We believe that by combining a strong accountable academic environment and the core values such as honesty, respect, trust, and responsibility, Xavier will shape and develop academically, socially, and emotionally responsible individuals that will positively and conscientiously influence the world around them.

Through a holistic approach to education, a solid academic curriculum, character development, and community involvement, we can foster an environment for well-rounded citizens who will enrich our community. The business community in particular will play a major role in the XSE curriculum. XSE will actively incorporate local businesses by bringing in community leaders to speak and interact with the students as real-life examples of how good character is essential to all aspects of success, resulting in the support of the community at large. Positive growth in our school is a reflection of positive growth in our community thereby creating more viable options for business development and increasing the viability of the community as a whole. This is our vision for the Xavier School of Excellence.

Governance and Leadership

The organizing group is the Indiana Schools of Excellence Foundation, Inc. This non-for-profit foundation has been formed to bring a high quality school choice to the South Bend area. The group consists of conscientious parents, professionals, and entrepreneurs within the South Bend district who are dedicated to impacting the lives of school age students and the surrounding county on an educational level.

The Xavier School of Excellence was founded in response to a large group of parents vocalizing the need for an alternative choice in education that would bridge the gap between the public and private school sectors. Our objective at Xavier School of Excellence is to fill that gap and progress in the problem areas currently facing the South Bend Community School Corporation.

Education Plan/School Design

Xavier School of Excellence will offer an exceptional foundation of basic education, technology integration, foreign language component, and global involvement. Parental involvement will be an integral part of the educational process. Board members and parent volunteers of Xavier School of Excellence will pursue opportunities to partner with local universities, businesses, and non-for-profits agencies to expand the learning experience of students beyond the classroom.

The original goal of Xavier was to create a learning environment of high expectations for inner city children that would inspire and motivate them to realize excellence in their career. Lofty aspirations for our students drive us to implement innovative techniques to ensure a quality education. The inherent intimacy of our class size allows each student the necessary attention needed to accomplish beyond their expectations.

Upon the separation of the school's management from American Quality Schools (AQS), Xavier had the opportunity to prove that it is on par with private and magnet schools. The commitment to our students involves offering a sound, rigorous curriculum and a competent board.

XSE has the following goals:

1. To provide each student with a challenging academic experience that will become the foundation for future academic success and shape each student into a lifelong learner.
2. To develop each student's conversational mastery of a world language and prepare them to be global citizens
3. To provide each student with a supportive, innovative, and challenging environment that develops character, fosters good citizenship, and cultivates individual interests.
4. To generate active involvement by all stakeholders by maintaining strong communication with and between students, parents, staff, administration, board, community, and government.

Indiana School of Excellence Foundation will utilize a proven instructional model through its education management organization. The model consists of:

1. Character Education – The Indiana Schools Foundation recognize that the ethical and moral development of our students is a critical and essential part of its mission and is an integral part of each child's education. Character Education will not be taught separate in class for the early grades, but will permeate the classrooms and affect the entire school culture. Values such as trustworthiness, respect, responsibility, fairness, caring, and citizenship will become a continual part of the weekly professional development curriculum for teachers.
2. Career Awareness – This component of our curriculum is directed towards educating students about career awareness. Many students from the public school corporations have limited opportunities to experience or have knowledge of various career options. Few have role models in the professions that they can relate to. Through a structured career awareness program beginning in kindergarten, our school will look at the essence of a variety of career paths to which our students might aspire. We will incorporate group study, guest lectures, video, simulations, and field trips that will expose our students to avenues of professional leadership they may not have dreamed possible.
3. SRA's Open Court is a "research based" reading program designed to teach reading and writing simultaneously.

4. Saxon Math is an approach that focuses on incremental development and continual practice and review. Incremental development is the introduction of topics in easily and understandable pieces (increments), permitting the assimilation of one facet of a concept before the next facet is introduced. Both facets are then practiced together.

5. Wilson's Foundations is a multi-sensory and systematic phonics, spelling, and handwriting program that benefits all K-3 students. It also includes a supplementary activity set for Pre-K students. Foundations is designed as a whole-class, general education program used for prevention (Tier 1) purposes. It also can be taught in a small group or 1:1 setting for intervention (Tier 2).

We are confident that Xavier School of Excellence will show growth in the 2017-2018 year and beyond. Our goal for subsequent years would be a 3% -6% yearly increase on the ISTEP+. The school will meet AYP targets set by IDOE each year it is eligible. In addition, Xavier School of Excellence will attain a minimum of 50% of the students reaching their target growth on NWEA each year.

Our plan calls for the Xavier School of Excellence to have an increase in student enrollment. A large nearby school district has restructured some of their schools for 2018-2019 which has produced an increase of parental interests in charter schools. We are expecting our enrollment numbers to grow from 170 to 206 for the 2018-2019 school year. We will begin holding open house events in March, April, and May 2018 for the 2018-2019 school year for potential families interested in enrolling their children in the Xavier program. We will recruit and educate the community in regards to our mission through informational brochures sent to targeted households, newspapers, and radio promotional advertisements.

The school expects all students to conduct themselves in a socially responsible manner. Disciplinary measures are used to maintain a safe and orderly school environment, which promotes the school's philosophy of providing a college preparatory education for all students.

Teachers and students have three avenues to integrate technology into the curriculum. First, most classrooms are equipped with not only a computer for the teacher, but also a number of student computers to facilitate the educational process. Second, there is a dedicated computer lab classroom which provides students with the resources to acquire the necessary skills to achieve mastery as well as to equip them with quintessential research skills. Lastly, computers on wheels (COW) are available to all classrooms to support, analyze, and assimilate topics and ideas derived from the curriculum. Our plan for next year is to apply for a technology grant that will allow us to have 1:1 chromebooks. Once our plan follows through, we will provide training for teachers to integrate technology even more so into the curriculum.

The support and involvement of parents is essential. We currently have a committee, FACE (Family and Community Engagement), which plans out events to include family and community involvement. The committee creates an event once a month. Events are used to provide families

and the community with information that will help build a relationship between home and school. Our open door policy allows families to call and visit their child's classrooms and to voice their questions and concerns to appropriate staff. Parents are also able to monitor their child's schoolwork in real time through PowerSchool, a web-based interactive grade book. Parents and other interested parties will also be able to track the school's overall educational progress by visiting the school's website. Lastly, we ensure that extra-curricular activities and parent/teacher conferences will be scheduled at times that are convenient for parents, and that the school has a "parent-friendly" climate that welcomes parents to become part of their child's education.

School Performance

Although our school showed little growth and low scores in the Indiana Statewide Testing for Educational Progress-Plus, our Northwest Evaluation Association demonstrated growth in each grade level and displayed that the achievement gap is continuously narrowing. Because we are a choice school, the majority students that are initially enrolled come with a wide achievement gap as well as a great deal of emotional/behavioral challenges. Xavier School of Excellence has always been identified as the school that progressively improves students' academic, emotional, and behavioral lives. Although receiving such students can be a challenge and difficult for most teachers, we continue to strive for excellence and continue to carry out the mission of Xavier School of Excellence.

Achievements:

Financial accomplishments include the addition of an experienced business manager with over twenty (20), years of experience in the field of education and finance. Along with this, we have enlisted the services of a Certified Public Accountant to ensure financial fidelity and compliance with the Indiana State Board of Accounts and the Internal Revenue Service. In addition, we are predicting a balance budget and positive cash flow for 2017-2018.

In the 2017-2018 school year we launched an expansion of our extra curricular activities to include Basketball and a Robotics team.

Opportunities:

With the potential closing of a few South Bend elementary and middle schools, we intend to leverage those events in order to recruit new families and their students; this is to increase Xavier enrollment. The estimated number of students enrolled in the schools that are being closed or repurposed is 1,188. We anticipate that many families will be searching for new schools outside of the restructuring school district.

We have an existing partnership with the South Bend YMCA that will be expanding for a fully funded year-around athletic program starting in Year 1. This will include the addition of the following sports: Basketball, Swimming, Soccer, Bowling, Cheerleading, and Gymnastics. This initiative will provide our current students expanded and year-round athletic participation

opportunities. Additionally, we believe that this will attract potential families interested in a comprehensive school for their children.

Challenges:

- 1. Curriculum and Instruction Resources** - Due to receiving funding based on enrollment, curriculum and instructional resources are often less than of what other traditional public schools receive. An increase of advertisement and recruitment of a marketer will expand enrollment which will allow additional resources for staff and students.
- 2. Recruitment and Retention** - An increase of the teacher's base pay to 36.5K by Year 3 and improved benefits for Year 1 will result in teacher retention as well as the recruitment of highly qualified teachers.
- 3. Parental involvement/engagement** - A survey will be conducted for families to complete at the beginning of the year to learn family interests, questions/concerns, as well as available times to attend school events.
- 4. Technology Integration** - With ample IT infrastructure and support, aging hardware is slated for replacement through the general fund and 1:1 Technology Grants
- 5. External Staff Professional Development** - With better utilization of TII we are set to offer additional professional development that is tailored to our staff needs.
- 6. Community Outreach** - We have employed the services of a community outreach consultant to ensure that Xavier has strong community viability.

Reason for Submission of Change in Authorizer Application

Ball State University Office of Charter Schools ("OCS") is currently our charter authorizer until June 30, 2018. Our charter is being terminated due to the school's finances and performance. Xavier School of Excellence was given a year extension in 2017 during the time of change in leadership. Much change has occurred since then such as a new business manager as well as a change in the teaching staffing. To provide additional instructional differentiation, each class has added a remedial block into the daily classroom schedule. Students are receiving additional instruction and help in their specific learning challenges. Students that are achieving above grade level are provided with high ability curriculum as well as instruction in their learning challenges. Xavier School of Excellence is always analyzing and using data from a variety of assessments ISTEP+, DIBBLES, NWEA, and classroom assessments/observations. We are continuously growing students of all academic levels.

Section I: School Overview

School Governance

1) Indiana Schools of Excellence (ISE), Board Members

Yolanda Turner-Smith – President 601 Pennsylvania, South Bend, IN 46601
jiminica@earthling.net, 574-340-5665

Albert Smith – Vice-President 2310 Oakwood Park Dr., South Bend, IN 46628
albertsmith@hasbonline.com, 574-532-3639

Janet Krouse – Secretary 612 W. 5th Street, Mishawaka, IN 46544
janetkrouse@yahoo.com, 574-302-2127

Phyllis Taylor-Perry – Treasurer 25395 Alphonso Drive, South Bend, IN 46619
ptperry85@gmail.com, cell # 574-274-4996

Yolanda Turner-Smith - With nine (9), years of charter school experience and service with Xavier SOE, Ms. Turner-Smith brings both school governance and operational experience and service as a charter school leader. She has been in her current role as president for the past two (2), years. Her strengths and expertise are centered on charter school and business management; marketing and public relations; property management; human capital development; governmental relations; fundraising; strategic planning; and organizational development.

Albert Smith - With nine (9), years experience and service on the Xavier SOE charter school board; along with his role as the Regional Housing Development Director for the City of South Bend. He has been in his current role as Vice-President for the past two (2), years; this after stepping down as Xavier SOE's President. His strengths and expertise are centered on charter school and business management; school finance, property management; commercial and school law; human capital development; governmental relations; strategic planning; and organizational development.

Janet Krouse - With two (2), years experience and service on the Xavier SOE charter school board. She has been in her current role as Secretary for the past two (2), years. Her strengths and expertise are centered on charter school and business management and commercial law.

Phyllis Taylor-Perry - With five (5), years experience and service on the Xavier SOE charter school board. She has been in her current role as Treasurer for the past two (2), years. Her strengths and expertise are centered on charter school business management and school finance.

There have been two members that have resigned recently. Pastor Charles Jamerson ended his service to Xavier SOE in December 2017 and Rhonda Davis ended her service to Xavier SOE in February 2018.

2) The board will continue to provide oversight on a monthly basis of all the factors of the school's units of measure of viability on school climate student behavior, instructional diagnostics/strategies, and NWEA metrics as well as other essential assessments that are provided throughout the school year.

On a monthly basis the Director's presents to the Board the academic, student discipline, student enrollment, and other "notable" achievements and through a question and answer with the Director and Assistant Director examine the areas that need improvement and what is being done to ensure student achievement. Also, on a monthly basis the Finance Manager and school's Accountant presents Financial Status and Cash Projections Reports. This is followed by detailed explanations and discussions on Xavier's financial outlook.

Part of achieving academic excellence is to create clearly defined goals in partnership with the school leader and the business manager. Our assessments are part of the director's report and our focus is topic of conversation on strategies on improving student's achievement. Annual leader performance then becomes a tool for accountability, progress assessment, open dialog and support. We will champion our leaders building trust and encouraging open communication. In a partnership such as this, it allows for proactive planning for not only the board but the staff leadership transitions. It also allows the board to operate in what is best for our school.

We understand that as a charter school board, our legal and fiduciary responsibilities are the beginning. In order to be truly effective, we need to also focus on the exemplary governance practices to advance our school's mission and insure high student achievement. One of the methods we have achieved this is through recruiting and retaining an exceptional school leader and finance manager. We have learned that as a Board we need to manage ourselves by investing in improving governance best practices. As a part of good governance, embracing transparency is very important. Our board meetings are live streamed on the school's facebook page with the ultimate goal of Live Streaming on the website. All records of the Xavier School of Excellence are made available to the public for inspection and copying upon its request in the office of ISE. Board Training is also being scheduled for the newest board members.

Our board is aggressively reaching out to the community to increase our board membership for diversity and key skills seeking the right individual to provide board development. The board will have a minimum of five (5) to twelve (12) board members. The composition of the board will strive to be the following:

1. One member from a local University. This board member will represent the educational community and work as a partnership.
2. Members from the South Bend Chamber of Commerce or equivalent business organization, which will represent the business community assisting in extending invitations to local business individuals to speak at assemblies.
3. One member from the South Bend City Common Council to provide a stakeholder in the future generations and provide assembly speakers.
4. One parent of an enrolled child. Unlike other board members, this individual will be

selected by the school's Parent Advisory Council.

5. One member who is a lawyer to provide oversight on legal issues.
6. One member who has a background in fundraising and grant writing.
7. One member who has a background in Human Resource to build good HR policies and deal with difficult HR issues.
8. One member who is a CPA to provide input on the financial matters and head the Financial Oversight Committee.

The support and involvement of parents with the Xavier School of Excellence is essential. Therefore, a Business/Community Advisory Council will be established and will meet on a regular basis with the principal and other key administrators. The purpose of the group is to offer input into school activities and policies and to review information about the school. In addition, at least one member selected from the Business/Community Advisory Council will be appointed to the Xavier School of Excellence school board as the business/community representative, ensuring that institutional decisions reflect community input.

As a board, we learned that for greater oversight on the board's part there will be committees formed to work with finance and grade status, and not to depend solely on the verbal assurances. As previously stated, we have also gone through major changes in key personnel and feel that the Director and Finance Manager in place now are of the experience and assertive qualities to increase enrollment and improve our school's grades.

Xavier SOE has embraced the following goals:

1. To aggressively build our brand so that the community realizes what Xavier offers is unique and community based by recruiting a marketer.
2. To provide each student with a challenging academic experience that will become the foundation for future academic success and shape each student into a lifelong learner.
3. To develop a student's conversational mastery of a world language and prepare them to be a global citizen by offering world language instruction.
4. To provide each student with a supportive, innovative, and challenging environment that develops character, fosters good citizenship, and cultivates individual interests.
5. To create active involvement by all stakeholders by maintaining strong communication with and between students, parents, staff, administration, board, community, and government.

If we look at our established committees we need to invigorate the academic committee and add a financial oversight committee. The following is a list of all active board committees, including both voting and advisory:

- Parent Resource Network (PRN) (Active) - The support and involvement of parents is essential. Therefore, Xavier has the Parent Resource Network (PRN) that meets on a regular monthly basis with the principal and other key administrators, and is an extension of the board. The purpose of the group is to offer input into school activities and policies and to review information about the school. In addition, one member selected from the

PRN is appointed to the School Board as the parent representative, ensuring that institutional decisions reflect parental input. Also, parents are able to monitor their child's schoolwork in real time through PowerSchool, a web-based interactive grade book. Parents and other interested parties are able to track the school's overall educational progress by visiting the school's web site. Lastly, we will ensure that extra-curricular activities and parent/teacher conferences will be scheduled at times that are convenient for parents, and that the school has a "parent-friendly" climate that welcomes parents to become part of their child's education.

- Policy Committee (Active)
- Governance Committee (Active)

Positive growth in our school reflects positive growth in our community thereby creating more viable options for business development and increasing the viability of the community as a whole. This is our vision for the Xavier School of Excellence.

School Management

The daily management of Xavier School of Excellence is the responsibility of the school leader (principal). All staff have a reporting relationship with the principal of the school, who in turn, reports to the Indiana Schools of Excellence Board of Directors. It is the principal's responsibility to hire the teaching and support staffs as well as evaluate teaching and support staff.

Within the past two years, there has been two changes within leadership. At the beginning 2016-2017 school year, the assistant principal was promoted to the principal position after the former principal resigned and recruited away four teachers. An assistant principal was hired to replace the former assistant principal's position. At the end of the 2016-2017 school year, the business manager resigned and was replaced by the current business manager who has both educational and financial backgrounds. This has brought Xavier SOE forward in terms of stewardship and organizational capacity.

The school currently employs the following staff positions (all of which are full time positions):

1. Principal – Indiana Certified Administrator
2. Business Manager – Indiana Certified Administrator
3. Assistant Principal – Indiana Certified Administrator
4. Grade Level Chairpersons (K-2, 3-5, 6-8) – Indiana Licensed Teachers
5. Teaching Staff – Indiana Licensed Teachers
6. Teachers Assistants
7. Special Education Teacher(s)

8. Secretarial Support Staff
9. Social Worker
10. School Nurse
11. School Maintenance Staff

All of the above positions are full-time positions. The retention of good teachers is a key element in creating a positive school culture and fostering student academic growth. National surveys reveal that teacher turnover and exiting from the profession are serious issues.

Xavier School of Excellence approach to retaining highly qualified staff is composed of a number of key elements:

1. Provide ongoing mentoring support for new teachers. Grade Level Chairpersons as well as leadership personnel work constantly with new teachers by helping them with material selection, teaching strategies, planning, and classroom management.
2. Teachers are given continuous valuable constructive feedback from Grade Level Chairpersons and leadership team on their teaching effectiveness.
3. Teachers participate in decision making through committee structure which deals with various issues and makes recommendations to the administration.
4. Teachers work in a performance-based system so that highly qualified teaching is rewarded by larger salary raises as well as financial bonuses
5. Teachers are encouraged to attend seminars, conferences, and workshops to enhance their professional expertise.

The key element in all of the above is that Xavier School of Excellence respect teachers as professionals, views them as partners in the education of children along with administrators and parents, and rewards and recognizes them for their excellence in teaching.

Education Program

The curriculum aligns with Indiana's Academic Standards. Xavier School of Excellence believes that a clear set of standards outlines expectations for student learning and provides a focal point for teachers in lesson planning.

Teachers are required to include any standards taught in their lesson plans and leadership team members are responsible for ensuring that all of the standards are met. Clear expectations also provide the necessary guidelines for educational decision making in purchasing programs and materials.

Because student achievement is relative to Indiana's Academic Standards, it is important for Xavier School of Excellence to identify and respond to problems in meeting the learning targets. Careful analysis of issues described in pupil assessments by teachers and leadership will enable

Xavier School of Excellence to make necessary changes and improvements in programs, resources, and support.

The instructional methods that are the foundation of Xavier School of Excellence is the Paideia Teaching Approach. Paideia instruction offers a unique approach to active learning, with a two-fold goal to teach all students to think and enable adults in students' lives to see themselves as lifelong learners. To this end, Paideia classroom combines four instructional techniques: Didactic instruction, Socratic discussions, coaching and collaborative teaching.

Didactic Instruction refers to oral or written presentation in all subject areas. Through Didactic instruction, students acquire factual knowledge about specific events and models. Instruction is focused on basic concepts required for more in depth understanding of a subject, not the memorization of facts.

Socratic discussions require students to think critically, consider complex ideas, actively listen and communicate with multiple partners. Socratic seminars are the highlight of Paideia education. Seminars focus on literature, historical documents, works of art and other primary source materials. These seminars encourage children to use critical-thinking skills and express their thoughts about the world around them. All participate and share ideas and opinions at the level that is appropriate to their level of understanding. Articulation, conceptual understanding and listening are the key skills addressed.

Coaching is used as a means of developing and practicing the skills of learning. Students practice and master skills introduced during their Didactic classroom experiences. Teachers use a variety of small group activities to involve students in guided practice activities. Students are provided appropriate feedback and reinforcement at each step in their learning process. Coaching focuses on active participation. Teachers use coaching as an important part of differentiating instruction within the group context.

Collaborative teaching is used to expose students to the strengths of different professionals, as a way to bring the expertise of parents and community members to the classroom. Collaborative teaching is different from simply co-teaching a lesson in the traditional sense. In collaborative teaching, the collaborating instructors teach material that spans disciplinary boundaries constructively. Instructors teach as a team, bringing cross-disciplinary dialogue into a course. Collaborative teaching in our proposal also means utilizing the experience and knowledge of outside professionals who can contribute to our curriculum through selected teaching, guest lectures, and student mentoring.

The longer day and year allows the teachers to provide additional guidance for those not only in need of additional support, but also to increase the achievement level for all students. Areas not represented in the curriculum will be supplemented with appropriate material that aligns with the local standards.

All students are assessed three times a year using NWEA Map. NWEA is administered in September, January, and May. The initial NWEA assessment administered in September is to provide a baseline from which to monitor students' growth and set proficiency year-end targets. NWEA's *DesCartes: A Continuum of Learning* is a resource that teachers use to translate NWEA test scores into specific learning objectives to the Indiana State Standards, which in turn help students become more proficient on the ISTEP+ assessment. Students who require special attention in addition to what the teacher is implementing in instruction, will be provided with the necessary assistance and materials at their achievement level. Our Response To Intervention (RTI) teacher meets with students to provide additional assistance as well as additional differentiated instruction.

K-2 students are assessed using DIBELS twice a year. DIBELS are a set of standardized, individually administered measures of literacy development. They are designed to be short (one minute) fluency measures to monitor the development of pre-reading and early reading skills. Specifically, they assess student development of phonological awareness, alphabetic understanding, and fluency. Each measure is a reliable and valid indicator of early literacy development and predictive of later reading proficiency. The results are used to evaluate individual student development, using grade-level feedback in order to provide individualized instruction to students depending on the indicated Instructional Level (high risk, moderate risk, and low risk).

Financial Management

Mr. Robert Doctor, Xavier School of Excellence Business Manager is responsible for managing the school's finances. He can be reached at 574 231-6612 or via email at rdoctor@xaviersoe.org. Xavier SOE contracts directly with Robert Stephens & Company P.C. CPA's for bookkeeping, payroll, and state and federal reporting. The principal contact is Mr. James Shafer, CPA and he can be reached at 574 291-8400 or via email at jim@rscpa.biz.

Organization and Compliance

Xavier SOE school building has excellent "curb appeal", and is in very good repair in terms of its exterior and interior condition, with ample parking areas for all staff and guests. All windows, classrooms, HVAC, plumbing, electrical service, and roofing are in excellent condition. And to that end, no major capital expenses are predicted or planned for 2018-2019.

Student transportation prior to 2017-2018 has not been offered, but may be provided during the second half of 2018-2019 and in subsequent school years, enrollment permitting,

Xavier SOE technology infrastructure is currently meeting all instructional and operational demands and will be upgraded with CAT6 Ethernet and CISCO or equivalent access points when funding is available. A focused effort to provide a 1:1 Chromebook for students is currently underway with IDOE's infrastructure readiness audit being prepared and subsequent grant

application to IDOE for the 1:1 grant to be awarded in 2019-2020. Additional technology enhancements include a staged replacement of classroom overhead projectors with flat panel monitors and the staging of a fixed computer laboratory utilizing Chromeboxes, Google Classroom/Docs licensing under a 10% buyout leasing agreement or General Fund expense.

Xavier has been in existence for twelve (12), years and has met its compliance responsibilities with respect to the Indiana Department of Education, its charter authorizer Ball State University, the Indiana State Board of Accounts, the Indiana Public Retirement System, and the Internal Revenue System with fidelity.

There are no current litigation activities that have been brought to Xavier SOE's attention.

Section II: Performance Record

1) Attachment 11 - In Excel Spreadsheet

2a) A school with similar demographics to the student population of Xavier School of Excellence with high performance is Phalen Leadership Academy. Phalen Leadership Academy currently has 276 students enrolled with the majority of the students being African American.

Phalen Leadership Academy received an accountability grade of a B in 2016-2017. The school had received an F in the 2015-2016 school year. In the 2016-2017 school year, 40% of Phalen Leadership Academy students passed both English/Language Arts and Math in the ISTEP+ assessment while 59% passed the English/Language Arts ISTEP assessment and 52% passed the Math portion of the ISTEP+. In the 2015-2016 school year, Phalen Leadership Academy had 37% students that passed both English/Language Arts, 60% passed English/Language Arts only, and 40% passed Math only.

2b) The primary causes of Phalen Leadership Academy success is partnership with parents, innovative use of technology to complement instruction, differentiated instruction, longer school days, and use of ongoing assessments.

Xavier School of Excellence currently uses Family and Community Engagement staff committee (F.A.C.E.) to build relationship and partnerships with parents. F.A.C.E. conducts monthly events that allows partnership and team building to take place with families. During each event, updated school information is also provided to families who may be unable to attend monthly public board meetings or Parent Resource Network meetings.

Xavier School of Excellence is working on a technology grant to complement instruction and build student success. Gaining additional technology will also encourage teachers to differentiate instruction by allowing students to have additional resources at their fingertips.

2c) Phalen Leadership Academy joins a growing movement of highly successful schools that integrate technology to make learning both fun and rigorous. Phalen Leadership Academy calls the combination of instruction and computer-based learning, blended learning. Blended learning was put in place to help students grow in their skills and to grow in confidence.

2d) Phalen Leadership Academy is reaching out to nearby schools to improve instruction and success of student learning. Because of the overall student performance and growth, Phalen Leadership Academy was invited to take leadership of Indianapolis Public School #3 in 2015. Once Phalen Leadership Academy took over as leadership, the Indianapolis Public School #3 has made a remarkable change in its learning environment. As a result of this strong performance, PLA was invited to take leadership of Indianapolis Public School #103 in August 2015. Since then, "PLA@103" has achieved a remarkable transformation in its learning environment. Scores

increased causing the state accountability letter grade to increase as well.

Xavier School of Excellence has been in conversation with Phalen Leadership Academy and interested in how they would be able to help improve instruction and make learning fun with the blended learning model.

3a) A school with similar demographics to the student population of Xavier School of Excellence is Perley Fine Arts Academy. Perley Fine Arts Academy currently has 203 students enrolled with 53.2% African American students, 30% White students, 11.3 Multiracial students, and 4.9% Hispanics. Perley Fine Arts Academy currently has 92% of their students as free/reduced meals.

On Count day, Xavier School of Excellence had 192 students with 62% African American students, 16% Hispanic students, 13% Multiracial students, and 9% White students. At the beginning of the year, Xavier School of Excellence became a Community Eligibility Provision (CEP) school.

Based on the 2015-2016 ISTEP+ scores, 19% of the students enrolled at Perley Fine Arts Academy passed both English/Language Arts and Math while 56% passed English/Language Arts and 22% passed Math.

Based on the 2015-2016 ISTEP+ scores for Xavier School of Excellence, 15% of the students passed both English/Language Arts and Math while 35% passed English/Language Arts and 18% passed Math.

Perley Fine Arts Academy did show little growth with 20% of passing both Language Arts and Math in the 2016-2017 ISTEP+ scores. The school's scores declined in their recent 2016-2017 English/Language Arts score to 43% while Math ISTEP+ scores ascended to 26%.

Xavier School of Excellence's scores dropped with 6% passing both English/Language Arts and Math, 30% passing English/Language Arts, and 8% passing of Math.

IREAD-3 scores dipped from 2015-2016 to 2016-2017 for Perley Fine Arts Academy as well. In the 2015-2016 IREAD-3 assessment, 70% of the enrolled 3rd graders passed. In 2016-2017, 65% of 3rd graders passed the IREAD-3 assessment.

Xavier School of Excellence had 50% of students to pass IREAD-3 assessment in 2016-2017. In 2015-2016, 63% of students passed the IREAD-3 Assessment.

When comparing the South Bend School Corporation ISTEP+ scores to Perley Fine Arts Academy ISTEP+ scores, the school corporation showed a decline in scores as well with 29% passing English/Language Arts to 25% in 2016-2017.

When comparing 2015-2016 to 2016-2017 IREAD-3 scores between South Bend School Corporation and Perley Fine Arts, scores revealed that the school corporation declined from 78% 70% of 3rd graders passing the assessment.

3b) Due to the change in teaching styles, Perley Fine Arts Academy experienced lower passing rates. Perley changed from a public traditional school to a fine arts academy in 2008. When changing to a fine arts academy, instruction had to be revamped to align with their mission and vision of integrating art into the curriculum. Restructuring a school and changing the learning model can be very difficult and can take time to show growth.

Two years ago, Xavier School of Excellence was restructured to multi grade leveled classrooms. Kindergarten through 2nd grade students were placed in the same classroom. At this time, we believed that more differentiated instruction would be able to take place. Due to a lack of professional development for staff, the restructure did not go as planned.

When analyzing data, we found that not only did academic growth and learning drop, but behavior became more of an issue as well. Using this data caused us to again restructure classrooms to be single graded classrooms while keeping one class as a multi leveled 3rd-5th grade classroom. When analyzing the former year's data, we found that Xavier School of Excellence was not ready for the multi grade classroom model and that much needed professional development and additional research would possibly allow us to go back to the model. This year will be the first year without any multi grade level classrooms. We have seen improvement in NWEA scores as well as with the behavior challenges that we had encountered.

3c) The restructure did later allow for Perley Fine Arts Academy to be recognized by the Indiana Department of Education as a School of Promising Practice in the area of Arts Integration. Identified programs, like Perley, are student-centered and focused on positively impacting students through innovative programming and activities that provide a high-quality learning environment.

The South Bend community needs a school in which each child is given a collectively supportive opportunity to achieve his or her greatest potential; one in which the "whole child" is educated not only academically, but socially and emotionally as well. We believe in a system that has no educational limits, because every child is capable of learning when provided with the proper instructional tools in an environment where teachers target instruction at development and academically appropriate levels. By combining a strong academic environment and implementing Core Values such as honesty, respect, trustworthiness and responsibility, Xavier will shape students into critical thinkers who make sound personal and academic choices that create a standard of education that will challenge our educational community and virtually eliminate the drop-out rate, low-ISTEP+ scores, and educational cracks in the system that currently plague the South Bend Community at large.

The businesses in South Bend and surrounding areas are experiencing increased pressures to expand internationally. Xavier will help provide insight to the students on the world around them through the introduction of a second language, the ability to think and critically understand global issues and how they impact their community. This effort will create a positive experience for the child, and allow the child to be able to compete both nationally and internationally.

Other areas that students need consist of basic math, science, technology, and critical thinking skills. These basic skill-sets are required to allow the children to grow and become productive adults. By having the skill-set early, the choices of a career become vast for them. This also provides opportunities for local businesses to invest in future leaders by helping the children understand how businesses are run and how fundamental skills (Math, science, etc) are used in everyday life.

It is our belief that by bringing the interaction of families, schools, students, businesses, and other community partnerships, we can help to affect change in South Bend and the surrounding cities. Providing a strong school option would be an attractive draw to families in the area. This would ensure that South Bend remains a vibrant city.

To accomplish our mission, we seek to create a school culture that includes:

1. The selection of an administration and teaching staff that truly believes that all students can learn and succeed and do not accept things such as gender, ethnicity, race, or poverty as excuses for student failure, but as an opportunity to creatively teach in alternative, relevant methods conducive to reaching each child on a personal level.
2. A respect for students that gives them responsibility along with respect for authority, themselves and the world around them.
3. An interest in every individual student that naturally, logically and consequentially encourages and rewards their success and behaviors.
4. Celebrations of academic achievement through assemblies, honors, ceremonies and publicity so that students can come to believe that academic success is good and is respected and admired by all students.
5. The creation of various extracurricular clubs and activities, such as drama, debate, student newspaper, etc., as well as athletics, to give students a sense of community and an opportunity to potentially find their niche and develop their interests at every level.
6. A desire by all students to come to school and succeed, and therefore they internalize the belief that they can succeed in whatever path they choose no matter what their race, gender, creed or limitations may be.
7. A belief that our school someday will be recognized by the teachers, students and community as one of the best in the state of Indiana.

3d) Xavier School of Excellence will know when performance is satisfactory not only when

receiving higher ISTEP, DIBBLES, NWEA, or classroom test scores, but when our students are capable of being individual lifelong learners. Our expectations for satisfactory performance in terms of performance levels and timing are to see continuous growth each year. We know that it will not happen overnight and that the substantial change of increased differentiated instruction, extended integration of technology, and parental and business partnerships will take some time. However we do expect to see an increased passing rate on statewide assessments and a higher accountability grade.

4) Xavier School of Excellence has not had terminated contracts by an organization or school.

5) Our charter is not being renewed by Ball State due to observations and evaluations made by Ball State. Xavier School of Excellence received a one year renewal on March 1, 2017 for the 2017-2018 school year.

6) There has not been any performance deficiencies or compliance violations that have led to formal authorizer interventions in the last three years.

Albert L Smith

2310 Oakwood Park Place, South Bend, IN 46628

574-532-3639

PROFESSIONAL SUMMARY

Assists the management team in establishing goals and standards of performance and production for the department, and with planning and developing systems, methods and procedures which ensure compliance with regulations pertaining occupancy and inspections of rental units.

Key Strengths

- Diversified maintenance and management experience.
- Awarded and recognized for outstanding job performance.
- Excellent verbal and written communication skills with staff and tenants

PROFESSIONAL EXPERIENCE

Housing Authority of the City of South Bend 03/2014 - Present
Asset Management Director of Public Housing Program

Direct all activities of the management and support staff in the Divisions of Public Housing, and Maintenance to achieve and maintain optimum effectiveness. Ensures that all applicable rules and compliance standards, including, but not limited to All HUD, PHAS, SEMAP, REAC, HQS, UPCS, and HASB, are met and completed at a high performing level.

Housing Authority of the City of South Bend 05/2001 – 03/2014
Assistant Manager of Maintenance

- Supervises and coordinates work of maintenance personnel to achieve and maintain optimum performance results
- Assists in handling maintenance-related complaints in a timely manner
- Ensures that Housing Authority of South Bend policies are applied accurately and consistently
- Prepares and submits all reports and performance appraisals

Housing Authority of the City of South Bend 05/1999 – 05/2001
Purchasing Agent

- Communicate with vendors to secure proper pricing
- Update and maintain vendor maintenance records
- Maintain inventory of cleaning supplies
- Assist Technicians I & II in all phases of rehabilitation

Housing Authority of the City of South Bend 06/1995 – 05/1999
Maintenance Technician II & III

- Performs general rehabilitation, drywall repair, wall preparation, painting, and minor mechanical repairs within assigned District.
- Builds repairs and installs counters, cabinets, benches, floors, doors, building framework and trim

- Installs and repairs plumbing fixtures such as sinks, commodes, bathtubs, water heaters, hot water tanks, dishwashers and other plumbing fixtures.

EDUCATION AND PROFESSIONAL DEVELOPMENT

Diploma Washington High School 09/1990– 06/1994

EDUCATION AND PROFESSIONAL DEVELOPMENT Cont.

Fair Housing Training ♦ Successful Site Management ♦ Public Housing Maintenance Management

PROFESSIONAL AFFILIATIONS

Juvenile Justice Center – 19 years as volunteer for Youth at Risk Program

Mason member – 20 years

Referee for Junior and high school sports –12 years

Chamber of Commerce member – 17 years

HONORS AND AWARDS

Recipient of The National Association of Housing and Redevelopment Officials (NAHRO)

Janet Krouse
612 W. 5th Street Mishawaka, IN 46544
(574) 256-0670-Home janetkrouse@yahoo.com

Summary of Qualifications:

- Detail-oriented with strong organizational skills.
- Keen knowledge of local manufacturing procedures.
- Solid skills in developing positive relations with clients and co-workers.
- Skilled in a variety of computer programs and applications.

Professional Experience:

Housing Authority of South Bend Jul. 2011 – May, 2013 Administrative Assistant for Maintenance Division

Creating, dispatching and closing work order from requests called in from residents or HA employee and for the maintenance technicians and contractors, Preparing payroll reports, call reports, routine maintenance reports using HAB, Inc. system.

Mohawk Flush Doors Jun. 2007 - Jul. 2009

Order Entry Clerk

Entered work order for custom-made commercial doors orders using architect, government and LEED regulations on Masterpack system.

Creative Financial Staffing, Jan. 2006 - Jun. 2007

Accountant

Accounts Receivable, Collections for Electronic and Consumer Electronic Distributors. Contact and maintain payment information on past due invoices.

Peoplelink, Aug. 2005 - Jan. 2006

Document Control Administrator

Document Control Department. Maintain system receipts for mandatory mortgage documents. Contacted brokers for missing documents. Facilitate communication between clients and staff.

Creative Financial Staffing/Manpower, Jan. 2005 - Aug. 2005

Various Temporary Assignments

Develop spreadsheet for company credit card payments. Locate and maintain receipts to match with charges. Process orders, expedite shipments, and respond to customer shipping questions. Enter and balance inventories.

Playing Mantis, Inc., Jan. 2003 - Aug. 2004

Customer Service Representative

Enter and maintain orders in Sales Order Processing System for both domestic and international orders. Maintain system records with regard to customer pricing and proper sales documentation. Adjust orders as required for quantity, pricing and availability. Report on order fulfillment and service standards. Analyze and report on sales distribution for national accounts such as Toys R Us, Kay Bee Toys, Advance Auto and Walt Disney. Provide updated product availability and sales information. Forecast sales needs using SKU and Super SKU. Give support to Consumer Affairs/PMD toll free line. Manage special projects.

Centennial Wireless, Oct. 2000 - Jan. 2003

Major Account Sales Representative

Set up and maintain new and existing business accounts for wireless service. Maintain billing, equipment and service information of each account. Troubleshoot wireless and equipment issues. Analyze current systems for continued improvement of wireless service. Prepare and present programs to new and existing businesses.

Ampco System Parking, Mar. 1999 - Jul. 2000

Office Manager

Maintain monthly billing and receivables for six parking garages. Oversee maintenance and service issues. Maintain daily, weekly and monthly services. Updated financial and employment records for multiple properties. Plan, manage and oversee special occasions for the City of South Bend.

Midwest Embroidery, Inc., Feb. 1997 - Jan. 1998

Premium Collection Customer Service Rep.

Process, monitor and expedite orders for local and national companies. Created quotes with Desktop publishing for inside sales personnel. Call-ins and price lists for licensed apparel. Monitor production schedules and inventory of raw goods. Process and expedite purchase orders. Maintain weekly, monthly and YTD sales reports for sales department. Process inventory reports of current and surplus on-demand. Resent garment lines and order requirements for in-office sales.

International Wire (Formerly Wirekraft), Sep. 1995 - Oct. 1996

Customer Service Rep.

Manage customer accounts. Process, maintain and expedite wire orders received from national and international automotive and appliance manufacturers. Liaise between engineering and production to schedule customer shipments. Maintain customer master files and price lists. Cross-reference part numbers. Travel to major client corporate offices for planning/troubleshooting purposes. Organized customer service/inventory scheduling procedures. Train new recruits. Cross-functional member on the QS9000 team.

Education:

LaSalle High School, South Bend, IN

Professional Courses:

- Production and Inventory Control class - IUSB
- Intro to Microcomputer and Word Processing - IVY Tech
- Lotus 2.4 and 4.0 - Computerland

Computer skills:

- Microsoft Office Suite 2000 and higher
- SAP
- MAPICS
- Macola
- Great Plains
- Dynamics
- VMRS/Inforum Continuous
- Replenishment
- EDI
- Lotus 123
- Word Pro
- Pagemaker 4.0 and higher

Phyllis Taylor-Perry

25395 Alfonso Drive South Bend, Indiana 46619

(574) 233-4978 ♦ ptperry85@gmail.com

Objective

Challenging administrative position which will allow me to utilize my education, and leadership skills developed over 15+ years while working in both commercial and nonprofit organizations.

Education

Associates of Science - Business, Indiana University

South Bend, IN May 2009

Work Experience

Corporate Controller

Enangel, LLC dba TGI Friday's, South Bend, IN

8/2014 - Present

Performed Controller duties for 3 franchise locations

- Entered invoices, printed checks (QuickBooks)
- Entered Daily and Qtrly Sales
- Calculated and processed payroll through ADP
- Maintained permits & licenses
- Entered New Hires/Terms
- Change of Status/Direct Deposit/Garnishments
- HR manager
- Maintained ACA compliance in ADP
- Typing, filing, answering phone

Administrative Assistant

3/2012-6/2013

The Apprentice Academy

- Effectively organized student records
- General Office duties (Typing, filing, phone)
- Ordered supplies
- Coordinated class and bus schedules

Financial Secretary

10/2010-3/2012

River of Life Family Church, South Bend, IN

- Oversaw general Finances of Church(invoices, checks, payroll ADP)
- Prepare and submit bank deposits (Supervised dept. volunteers)
- Purchased necessary supplies from selected vendors on a monthly basis
- Generate Financial Reports weekly

Computer Operator

11/1999-7/2010

1st Source Bank, South Bend, IN

- Data Entry – average 13,000 keystrokes per hour
- Check figures, postings, and documents for correct entry, mathematical accuracy, and proper codes
- Debit, credit, and total accounts
- Balance account entries
- Process FICA payments

Membership Coordinator/Administrative Assistant

5/1996-8/1998

YMCA, Maysville, KY

- Enrolled new members in the YMCA and PACE programs
- Developed and implemented direct-mail marketing projects by creating program literature for fundraising purposes
- Prepared and presented presentations to new members and conducted site tours
- Purchased necessary supplies from selected vendors on a monthly basis
- Served as a Back-up for Finance Manager who Coordinated payroll for 50 employees
- Recruited, coordinated and supervised volunteers for YMCA sponsored programs
- Used MS Excel, Word, Power Point, and Publisher to track information, and generate necessary documents

YOLANDA TURNER-SMITH, PMP
601 Pennsylvania Avenue • South Bend, IN 46601
(574) 340-5665
jiminical@gmail.com

QUALIFICATIONS SUMMARY

REVENUE GROWTH: Increased revenue of JSF/F119 pumps through RCCA process to increase pump reliability and robustness through a multisite team. By combining strong technical and leadership experience achieved 93% milestone fidelity on an implementation of a cross functional and cross-site product management system, that realized \$350k+ in savings. While serving as a charter school leader, maintained a 98% milestone fidelity on the building construction, school opening, and other major milestones.

SYSTEMS PROCESS REENGINEERING: Created integrated thermal analysis, and promoted model creation to allow the Pro/E solid model to be used for thermal and stress analysis effectively allowing meshing to occur reducing the problem areas from 60% to 20%. Identified and implemented over 20% cost reduction ideas through “Value Engineering” events and introduction of new technologies resulting in the **Eagle Award**, which is the most prestigious award presented to a supplier by Pratt & Whitney. Negotiated and consistently fund Scope Changes and Scope Creeps (AS907). • Nurtured performance-driven culture and results oriented team, which resulted in significant cost reductions. Coordinated redesigns, cost & schedule, and recertification requirements with the Customer and ESA business for Pratt and Whitney Canada small engine controls. • Directed Root Cause and Corrective Active (RCCA) investigations of various issues on development and production programs. • Responsible for eliminating over 10 manual processes, four different electronic systems, and reducing engineering product design delivery cycle time.

ENGINEERING CERTIFICATIONS AND RELATED TRAININGS:

DFSS Certification	Taguchi/Design for Reliability	Lean Enterprise	Green Belt Certification
Material Board Certification	Halt Hess/Reliability Growth	TQL/TQS/TQMP	Program Management 101 & 201
ACE Associaite Certificated			

PROFESSIONAL AWARDS:

Eagle Award by Pratt and Whitney	Honeywell Aerospace Technical Achievement Award
Michiana 40 under 40	

CHARTER SCHOOL SUCCESS: Served on the board of two successful charter schools. Worked to bring one charter school from financial trouble, and successfully help to preserve the charter with Ball State University, and developed, guided, and managed the team and plan which led to financial surplus in three years. Also founded a K-8 charter school in a renovated space, helping to spur economy on the Southside Corridor of South Bend. Founding School Leader of a 7-12 vocationally focused charter school and developed a robust CTE and plan for growth during contract period.

PROFESSIONAL HISTORY

UTC- UTAS, Rockford, IL PWEH Project Engineering Manager

May 2014 – Present

Manage a team of talented engineers who work on F135 and F119 pumps. Responsible for performance reviews, management reviews. Team supports production, overhaul, and development robustness efforts on the pumps. Through leadership, and managing of scope creep and costs, brought CPI and SPI within company standard. Led team to redesign phase of the AFP pump through qualification through field retrofit. Redesigned pump removed AFP from high pump removal on engine to well below MTBUR limits. Developed design corrective actions for inherited design mistakes in the product. Involved in developing proposals, period of performance closeouts, developing risk packages, EVMS. Over 90% of the field investigations are closed well within 90 days. Introduced Weight Optimized MFP, which yielded a 4 lb saving by creatively redesigning the main housing while staying within the original design envelope. Currently, leading the aftermarket transition of pumps, and DVP redesign and qualification.

Guide Your Transformation, LLP

Partner

March 2014 – Present

GYT was created to assist schools and business in improving their training for staff. We also focus on strategies for school improvement. The ultimate goal is to bridge the gap between business, community, and school needs, through forge relationships with one another to effect student achievement. I provide the business integration through strategies such project based learning training for teachers, administrators, and local business. The other areas I provide is board training, financial health reviews, budgeting, and student data analysis.

South Bend Career Academy, South Bend, IN

School Leader

March 2011 – Feb 2014

School Leader responsible for overseeing the construction and renovation of the current school building, while hiring and managing the current staff. Opened the school with a 98% milestone fidelity, with 140 students in its first year, and grew the school to 340 students its second year. Students have experienced growth on average of +2 to +3 RIT score, in reading on NWEA. Instituted Project Lead the Way program (all three branches Gateway to Technology, Biomedical Services, Pathway to Engineering) as well as Paxton Patterson Construction Technical program and Health Careers. Also instituted Conexus/Hire Technology program, along with Welding, Construction Technology, and Business classes for a robust CTE program. Created good portfolio of dual credit classes (with Ivy Tech) from liberal arts to technology courses. Also responsible for over \$250,000 in private grants (yearly) to the school.

Honeywell, South Bend, IN Product Support Engineer Sept 2007 – Feb 2010

Product Support Engineer supporting Pratt & Whitney Canada Small controls. Supported over 20 Authorized Warranty and Repair Centers (AWARs) and the customer liaison with operators and OEMs for fuel controls in service. Main interface for product integrity and other field investigations. Supported the fielded and aftermarket products through Customer Satisfaction Board, Service Bulletins, and leading incident investigations. Developed system models for several components using TK Solver. Utilized Crystal Ball to do sensitivity analysis with the system models. Maintained AWARs RO reports to determine trends, to proactively introduce modifications or retrofits to the field. Also help coordinate field warranty replacements, labor costs, and determine MTBO using tools such as Weibull, cost payback models. Experienced with Commercial (EAR) and Military (ITAR) controls.

Honeywell, South Bend, IN Lead Project Engineer Jan 2005 – Sept 2007

Lead project engineer on for Pratt & Whitney Canada JT-15D and P108 engines and Rolls Royce Allison 250. The role requires handling design changes for Product Integrity issues, retrofits, and upgrades. Led the transition of JT-15D and P108 designs from Honeywell Montreal to Honeywell South Bend. Work with cross site engineering teams Montreal, QC, and Rocky Mount NC, and cross functional teams. Handle material review board (MRB) and case records for the program. Developed system models for several components using TK Solver. Utilized Crystal Ball to do sensitivity analysis with the system models. Also help coordinate field retrofit and MTBO using Weibull Analysis.

Honeywell, South Bend, IN Program Manager Dec 2003 – Mar 2005

Managed engineering productivity projects programs which involve product data management eMatrix (utilizing Matrix One product) and ProductCenter (SoftTech product) and integration with SAP (an enterprise resource planning product). Handled testing & validation, training, qualification and cost & schedule tracking. Worked with cross-functional and cross-site teams to ensure streamline of Honeywell ESA businesses. Initiated and implement quality control processes with various departments to ensure that demands met and exceeded customer expectations. Voice of the Customer satisfaction on the system from Red to Green.

AlliedSignal, South Bend, IN Test Engineer Jan 1998 – Dec 2003

Test Engineer with programs that included all of Honeywell Engines APU and Propulsion engine controls. Managed the development and certification program of the JSF, PTMS and HTF7000 (AS907) fuel system. Planned, coordinated, and successfully achieved Honeywell's first Reliability Growth testing on fuel system, and improve the inherent entry into service MTBF by 30%. Also managed all material discrepancy and case records with a 98% two day turn around, and able to save 94% of the hardware from being scrapped.

AlliedSignal, South Bend, IN Reliability and Project Engineer Feb 1994 – Apr 1998

Engineer that led design, development and qualification efforts for various programs and components, which included design trade studies, analysis and program management. Certification of (AIV, MEC, AFC) several components on the F119 Engine which is used on the F22 Fighter (\$45M. program). Managed the introduction of the components into low revenue initial production. Developed testing procedures, plan, and managed budgets for the Roll Post, AIV, MEC, testing for the JSF program. Worked with customer and introduced new ideas, which resulted in eliminating the need for a \$500K redesign of the F119 Anti-Icing-Valve. Developed a reliability database to help maintain hours, overhaul, and manage MTBF for components. Database creation helped to increase Entry Into Service reliability. Performed FMECA for all the Honeywell fuel components.

TurnerSmith Enterprises, South Bend, IN Owner Sept 1986 – Present

Started Turner Enterprises in 1986, renamed TurnerSmith Enterprises in 1994, which began as a small company whose goals was to connect small businesses to the computer age. Turner Enterprises computerized several local Chicago Area churches and trained local accounting offices on the latest Intuit accounting software. This company relocated to South Bend, IN, and diversified into providing full outsource IT (infrastructure, software training, network support, custom coding) to small and medium sized business. Recently, in 2007, a subsidiary of the company was formed All Praise Media (APM). APM has connected designers across the country to focus on bring multimedia (web creation, photography, videography, print layouts) content to small businesses in their area, with APM providing the infrastructure and guidance.

EDUCATION

BSME from the University of Notre Dame, Aerospace Concentration, 1994

MBA from Indiana Wesleyan University, 2008

Master of Theology, Anchor Theological Seminary, 2015

PMP Certification, 2015

PROFESSIONAL MEMBERSHIPS, ACCOMPLISHMENTS AND SERVICE ORGANIZATIONS

- Founder and Visionary of Indiana Schools of Excellence and Founding Member of Xavier School of Excellence, current Board Member
- Former President of Veritas Academy
- Served as Professionals Publications, Regional Telecom, and Regional Chair elect for the National Society of Black Engineers
- Mentor to collegiates in the National Society of Black Engineers
- River of Life, Member and recognized minister, musician, and video technician.
- Parapastor Staff, United Faith Baptist Church
- Proprietor of Turner Enterprises and managing partner of All Praise Media
- Publications and Fundraising Chair for Indiana Black Expo for Juneteenth Celebration
- Society of Women in Engineering
- Society of Hispanic Engineers
- Chamber of Commerce, Young Professionals Group
- Recognized as one of South Bend's 40 under 40, 2011



Public
School Board Meeting
Wednesday
November 15, 2017
6:00 pm

JC 5-14-1.5

Call to Order: 6:05 pm.

Board Members Attendance:

Yolanda Turner- Smith	Rhonda Davis	Janet Krouse	Charles Jamerson	Phyllis Taylor- Perry	Albert Smith
X	X	absent	X	x	x

Motion to approve today’s agenda: Moved by Albert Smith, seconded by Rhonda Davis, and passed unanimously.

Motion to approve minutes from October 25, 2017: Moved by Rhonda Davis, seconded by Albert Smith, and passed unanimously.

Mr. Lynn Black was present and introduced himself to the board and audience and explained his background and procedures for Board Development.

Mr. Andy Waters of IFF Portfolio Loan Office introduced himself and advised of the loan maturity of 1.5 million opportunity is approaching.

Visitors Sadie & Kay Jenkins introduced themselves, gave their professional background and express interests in joining the board. Ms. Yolanda Turner-Smith explained the requirements.

XSE Director’s Report: (SEE ATTACHMENT 1)

Motion to approve the Director’s Report from the November 15, 2017: Moved by Charles Jamerson, seconded by Phyllis Taylor-Perry, and passed unanimously.

Financial Reports: (SEE ATTACHMENT 2)

Mr. Doctor reported to the board that due to enrollment count down 13 students from February to September 2017, there has been a reduction of \$60,000.00 in tuition support. There has already been staff reduction and will present to the Board at the next Board meeting a detailed report of action.

Motion to accept into board record a policy for non-Xavier employees’ families to use the MPR room provided they sign a waiver and submit a deposit. Moved by Rhonda Davis, seconded by Charles Jamerson, and passed unanimously.

Mr. Doctor presented to the board Threshold for Material Loss, Shortage, or Theft of School Funds or Property to be voted on by the board in the next Board Meeting

Motion to into accept into board records the Cash Projections dated November 13, 2017: Moved by Rhonda Davis, seconded by Phyllis Taylor-Perry, and passed unanimously.

Motion to into accept into board records the Financial Report dated October 31, 2017: Moved by Rhonda Davis, seconded by Charles Jamerson, and passed unanimously.

Parent Resource Network:

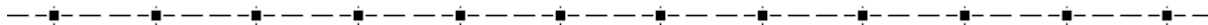
There was no PRN report

Facilities Committee:

There was no Facilities Report

Indiana Schools of Excellence:

- a. President Turner-Smith asked if there was any follow up on the search for an attorney. Vice President Smith reported that he has not had an opportunity to contact Pat Mastaugh. President Turner gave Vice President an additional name to follow up on, Chris Riley phone number to be supplied after the meeting.
- b. **Motion to table the By-Laws vote until next Board Meeting:** Moved by Phyllis Taylor-Perry, seconded by Rhonda Davis and passed unanimously.
- c. **Motion to sign letter authorizing Robert Doctor for Debt Consolidation:** Moved by Charles Jamerson, seconded by Rhonda Davis and passed unanimously. Mr. Doctor was instructed to give President Turner-Smith the original copy of the letter to be signed and dated



Next Indiana Schools of Excellence Board Meeting: December 13, 2017 at 6:00pm.

Motion to Adjourn: 6:45 p.m. Moved by Rhonda Davis, seconded Charles Jamerson, and passed unanimously.

November 15, 2017

**Board of Directors
Meeting Minutes**



ATTACHMENT 1



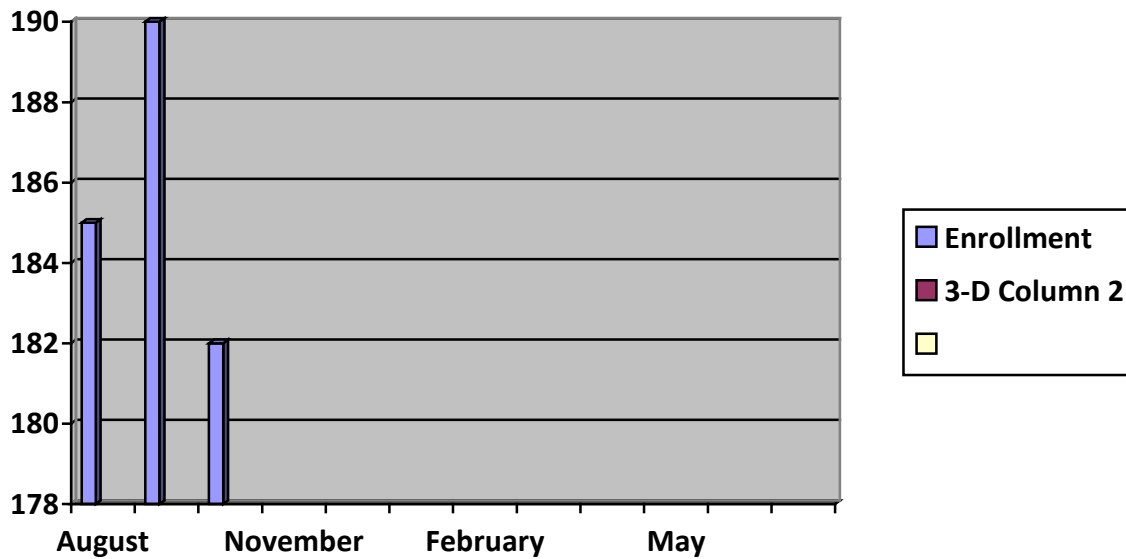
Director's Report November 15, 2017

ENROLLMENT SUMMARY

Total Enrollment- 182

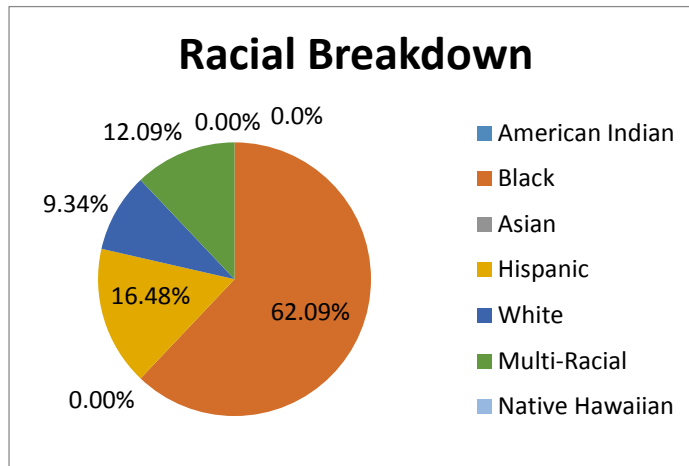
Special Education Population: 39 (21 %)

Xavier School of Excellence 2017-2018 Student Enrollments



Racial Breakdown & Free/Reduced Lunch Status

American Indian = 0	All Students Receive Free Lunches
Black = 113	
Asian = 0	
Hispanic = 30	
White = 17	
Multi-Racial = 22	
Native Hawaiian = 0	



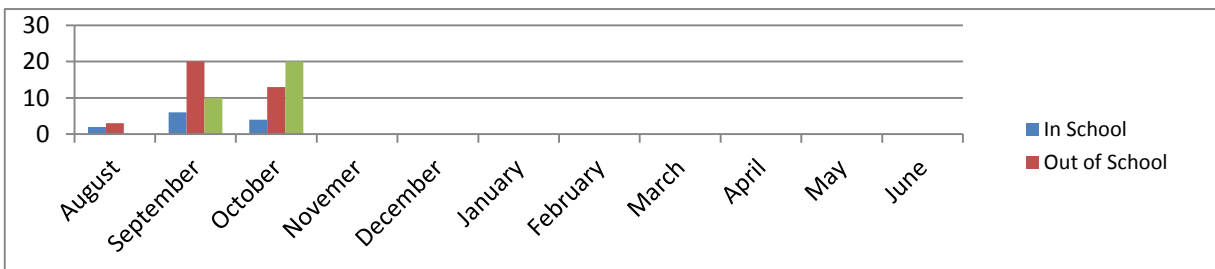
Racial Breakdown by Grade

Grade	Race							Total
	American Indian	Black	Asian	Hispanic	White	Multi-racial	Hawaiian	
KG	0	22	0	4	4	6	0	36
1st	0	10	0	1	1	3	0	15
2nd	0	14	0	2	0	1	0	17
3rd	0	17	0	4	3	1	0	25
4th	0	5	0	1	1	3	0	10
5th	0	13	0	3	1	3	0	20
6th	0	16	0	3	3	2	0	24
7th	0	10	0	6	2	1	0	19
8th	0	6	0	6	1	3	0	16
9th								
10th								
11th								
12th								
Grand Total								182

DISCIPLINEAssistant Principal
Monthly Report –October 2017**Student Disciplinary Report:** Include any additional pertinent information related to specific cases

	TIER 1 KDG	1 st	2 nd	3 rd	4 th	5 th	6 th	7 th	8 th	Total
Referrals										
Total Number of Discipline Referrals	0 0	8	25	37	9	13	15	17	2	126
Category 1	0 0	0	0	1	1	0	5	6	2	15
Category 2	0 0	1	4	1	0	1	1	1	0	9
Category 3	0 0	7	21	35	8	12	9	10	0	102
Crisis Screening										
Community Service										
Number of Students Assigned to Detention (L=Lunch Detention D=Before or after school detention)	(L)	1 (L) (D)	2(L) (D)	6 (L) (D)	(L) (D)	2 (L) (D)	3 (L) (D)	3 (L) 2(D)	1 (L) (D)	18 (L) 2 (D)
Number of In-School Suspensions						2	1		1	4
Number of Out-of-School Suspensions		1			1	1	7	3		13
Sent home early and/or picked up by parent/guardian		2		1	2			1		6
At Home Isolations										
Number of Expulsion Requests										
Number of Students on Tier 2 Behavior Plans										
Grand Total										126

**Number of Suspensions/Detentions
August 2017-June 2018**



	In School Suspension	Out-of-School Suspension	Detentions
August	2	3	0
September	6	20	10
October	4	13	20
November			
December			
January			
February			
March			
April			
May			
June			
Grand Total	12	36	30

NURSE

For the past month:

Total visits to office: 121

Number of medication visits: 36

Number of students sent home ill: 8

Number of parents called: 11

Number of Screenings: 0

Number of Accident Reports: 37

911 Calls: 0

STAFF

- Still looking for Spanish Teacher, PE teacher, temporary nurse, and MS Language Arts teacher. All positions have been placed in IDOE Job Bank.

SCHOOL INFRASTRUCTURE

- Nothing to report.

BUILDING

- Nothing to report.

NOTABLE ACTIVITIES

- Family Game Night – September 29th (62 parents/students attended)
- Lisa Peterson won staff character education on the month.
- 3-5th Grade students took a Field Trip to Kercher’s Sunrise Orchard to learn about apples and pumpkins.
- K-2nd Grade students took a Field Trip to Thistleburry Farm to study apples and pumpkins.

BSU & IDOE REPORTING

October 2017 Board Meeting Submission	Who is report for	Due Date	Completed Date	Completed By Completed By
Real Time Report	IDOE	Every Thursday	weekly	S.Smith
STN Reports	IDOE		Daily since beginning of school; assigning state numbers to incoming K students but when system have been updated for 2015-16 school year it is only required every 15 th of the month but can be done as frequent as needed.	S. Smith
CSAPPHIRE Updates	Ball State OCS	10/15/17	10/15/17	Doctor

TEAM MEMBER ASSESSMENT

- NWEA is complete. Please see information listed below.

GRANTS AND PARTNERSHIPS

- Working on technology grant for next year – Mr. Doctor

MEDIA

- Nothing to report.

BALL STATE and IDOE INTERACTIONS

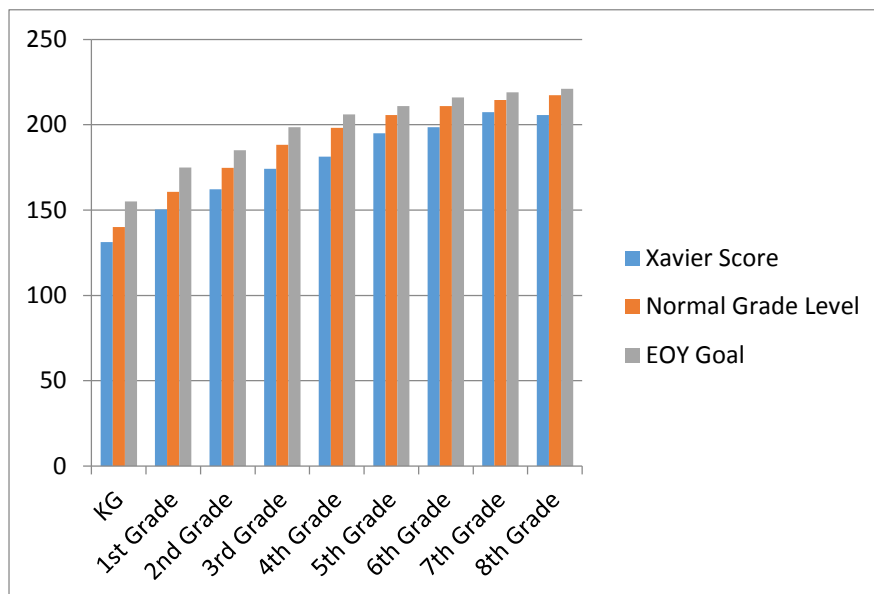
- Multiple interactions with AdvancEd and Ball State. AdvancEd visit will be on November 15-17th.

PROFESSIONAL DEVELOPMENT

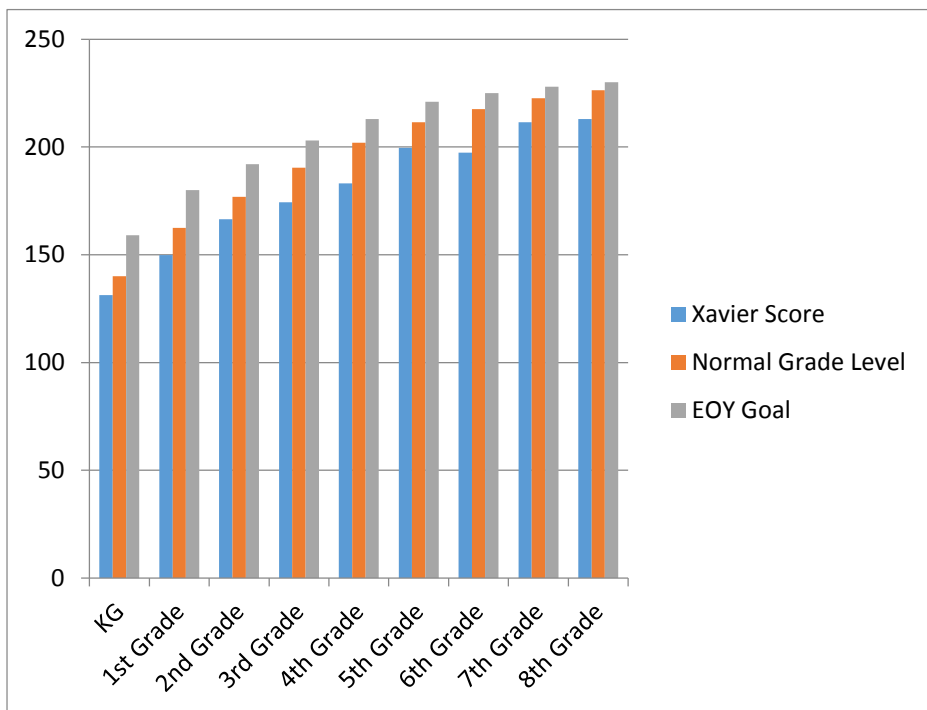
- October 4th – Information regarding policies
- October 11th – Work Day
- October 18th – Parent Teacher Conferences
- October 25th – Committee Meeting

NWEA Results

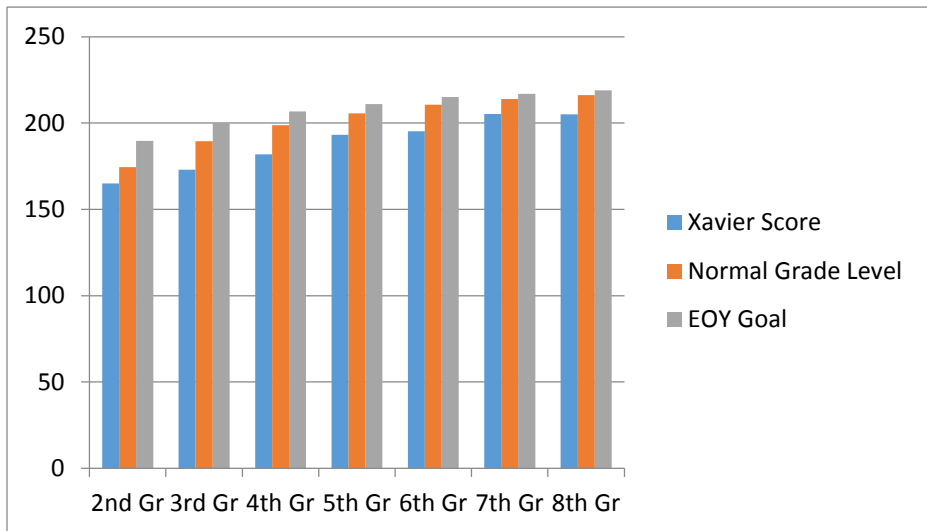
Reading



Math



Language Arts



November 15, 2017

**Board of Directors
Meeting Minutes**



ATTACHMENT 2

Xavier Schools				AS OF	9:41:14 AM	11/13/2017			9:41:14 AM	11/13/2017			9:41:14 AM	11/13/2017	
Cash Projections															
Period ending	Actual 10/21/2017	Actual 10/28/2017	Actual 11/4/2017	Actual 11/11/2017	Projected 11/18/2017	Projected 11/25/2017	Projected 12/2/2017	Projected 12/9/2017	Projected 12/16/2017	Projected 12/23/2017	Projected 12/30/2017	Projected 1/6/2018	Projected 1/13/2018	Projected 1/20/2018	Projected 1/27/2018
CASH Summary ALL Accounts															
Beginning Balance	17,516.66	91,070.99	55,874.76	47,449.47	16,103.96	113,670.05	81,071.68	72,571.68	39,236.68	111,336.68	78,336.68	69,836.68	36,501.68	108,601.68	75,601.68
Grants	129,326.74	2,876.00	-	-	148,241.51	-	-	-	123,000.00	-	-	-	123,000.00	-	-
Deposits	33.00	698.96	114.33	-	-	-	-	-	-	-	-	-	-	-	-
Interest	-	-	5.73	-	-	-	-	-	-	-	-	-	-	-	-
Transfers between accounts	-	-	-	-	-	-	-	-	-	-	-	-	-	-	-
Payables	(20,147.95)	(5,357.96)	(1,059.89)	-	(10,000.00)	-	-	-	(10,000.00)	-	-	-	(10,000.00)	-	-
Health Insurance	(17,652.34)	-	-	-	(15,000.00)	-	-	-	(15,000.00)	-	-	-	(15,000.00)	-	-
Utilities	(352.71)	(3,754.18)	-	-	(2,900.00)	-	-	-	(2,900.00)	-	-	-	(2,900.00)	-	-
Loan Payments	(4,751.41)	-	-	(3,835.00)	(15,000.00)	-	-	(3,835.00)	(15,000.00)	-	-	(3,835.00)	(15,000.00)	-	-
Payroll	(12,901.00)	(23,569.26)	(7,485.46)	(24,411.94)	(7,775.42)	(29,098.37)	(8,500.00)	(26,000.00)	(8,000.00)	(29,500.00)	(8,500.00)	(26,000.00)	(8,000.00)	(29,500.00)	(8,500.00)
Retirement Funding	-	(6,089.79)	-	(3,098.57)	-	(3,500.00)	-	(3,500.00)	-	(3,500.00)	-	(3,500.00)	-	(3,500.00)	-
Ending Balance	91,070.99	55,874.76	47,449.47	16,103.96	113,670.05	81,071.68	72,571.68	39,236.68	111,336.68	78,336.68	69,836.68	36,501.68	108,601.68	75,601.68	67,101.68
General Checking Acct Balanc	51,104.52	11,391.34	10,334.47	999.47	76,340.98	43,340.98	35,340.98	1,505.98	73,105.98	40,105.98	32,105.98	28,270.98	71,370.98	38,370.98	29,870.98
Payroll Checking Account	3,299.66	7,640.61	155.63	145.12	369.70	771.33	271.33	771.33	1,271.33	1,271.33	771.33	1,271.33	271.33	271.33	271.33
Student Activities Checking	32,563.02	32,739.02	32,855.58	10,855.58	32,855.58	32,855.58	32,855.58	32,855.58	32,855.58	32,855.58	32,855.58	2,855.58	32,855.58	32,855.58	32,855.58
Board Reserve - Savings	272.13	272.13	272.13	272.13	272.13	272.13	272.13	272.13	272.13	272.13	272.13	272.13	272.13	272.13	272.13
PRN Checking Account	3,315.36	3,315.36	3,315.36	3,315.36	3,315.36	3,315.36	3,315.36	3,315.36	3,315.36	3,315.36	3,315.36	3,315.36	3,315.36	3,315.36	3,315.36
ISE Checking Account	516.30	516.30	516.30	516.30	516.30	516.30	516.30	516.30	516.30	516.30	516.30	516.30	516.30	516.30	516.30
	91,070.99	55,874.76	47,449.47	16,103.96	113,670.05	81,071.68	72,571.68	39,236.68	111,336.68	78,336.68	69,836.68	36,501.68	108,601.68	75,601.68	67,101.68

Xavier School of Excellence, Inc
Board Financial Reports
October 31, 2017

Indiana Schools of Excellence, Inc
Ball State Formulas for Financial Measurements

<u>Ball State-Financial Performance Framework spreadsheet</u>		9/30/2017		10/31/2017	
1.a	A/B Current Ratio		0.248		0.278
1.b	C/B Cash to Current Liabilities (Quick Ratio)		0.147		0.107
1.c	D/((E-F)/365 Unrestricted Days Cash		68.470		37.585
1.d	H/G Enrollment Variance		100%		95%
1.e	Default				
2.a	J/K : Z3b/X3b Total Margin		(0.1456)	(0.0948)	(0.0606) (0.0853)
2.b	O/P Debt to Asset Ratio		1.286		1.270
2.c	S-Q : S-R Cash Flow		19,699	(9,143)	(33,797) (24,654)
2.d	(J+F+V)/W Debt Service Coverage Ratio		0.027		0.263
financial Performance framework - Data Points					
A	Current Assets	9/30/2017	134,702	10/31/2017	143,426
B	Current Liabilities	9/30/2017	543,736	10/31/2017	516,306
C	Cash	9/30/2017	80,022	10/31/2017	55,368
D	Unrestricted Cash	9/30/2017	80,022	10/31/2017	55,368
E	Total expenses	9/30/2017	474,637	10/31/2017	601,772
F	depreciation expenses	9/30/2017	48,054	10/31/2017	64,072
G	Enrollment Projections	2017-2018	204	2017-2018	204
H	actual enrollment	8/9/2017	204	8/9/2017	194
I	Default				
J	Net Income	9/30/2017	(70,058)	10/31/2017	(40,217)
K	total revenue	9/30/2017	481,065	10/31/2017	663,697
L	Aggregate total Margin				
M	total 3 Year Net Income Total 3 Year Revenues				
N	Total 3 year Revenues				
O	total Liabilities	9/30/2017	2,232,244	10/31/2017	2,195,107
P	Total Assets	9/30/2017	1,735,463	10/31/2017	1,728,168
Q	Year 1 total Cash	6/30/2016	60,323	6/30/2016	89,165
R	Year 2 total Cash	6/30/2017	89,165	6/30/2017	80,022
S	Year 3 total Cash	9/30/2017	80,022	10/31/2017	55,368
T	depreciation expenses	9/30/2017	48,054	10/31/2017	64,072
U	Interest				
V	Interest Expense	9/30/2017	28,433	10/31/2017	38,070
W	annual Principal, Interest and Lease Payments	9/30/2017	234,609	10/31/2017	235,218
		Total last 3 Years (b)		Total last 3 Years (b)	
Z1	Net Income	2016	(296,249)	2016	(296,249)
Z2	Net Income	2017	(86,388)	2017	(86,388)
Z3	Net Income	9/30/2017	(70,058)	(452,696)	10/31/2017 (40,217) (422,854)
X1	Total Revenues	2016	2,257,971	2016	2,257,971
X2	Total Revenues	2017	2,034,835	2017	2,034,835
X3	Total Revenues	9/30/2017	481,065	4,773,871	10/31/2017 663,697 4,956,503

Indiana Schools of Excellence, Inc
Balance Sheet
 As of October 31, 2017

	Jun 30, 17	Jul 31, 17	Aug 31, 17	Sep 30, 17	Oct 31, 17
ASSETS					
Current Assets					
Checking/Savings					
8090000 - Notre Dame General Checking	-5,118.77	22,305.67	15,593.03	34,709.28	10,334.47
8000000 - Notre Dame Gen Payroll	232.15	254.09	36,499.86	8,105.62	7,641.09
8040000 - Notre Dame St Act Checking	32,664.52	32,666.35	32,667.98	32,670.02	32,855.58
8050000 - Board Reserve NDFCU Savings	272.13	272.13	272.13	272.13	272.13
8060000 - Notre Dame - PRN Account	4,208.50	4,008.50	3,315.36	3,448.26	3,448.26
8070000 - Notre Dame - ISE	516.30	516.30	516.30	516.30	516.30
8100000 - Petty Cash	300.00	300.00	300.00	300.00	300.00
Total Checking/Savings	33,074.83	60,323.04	89,164.66	80,021.61	55,367.83
Accounts Receivable					
11000 - Accounts Receivable	34,927.52	34,927.52	34,927.52	34,927.52	34,927.52
Total Accounts Receivable	34,927.52	34,927.52	34,927.52	34,927.52	34,927.52
Other Current Assets					
8300000 - Grants Receivable	61,097.10	0.00	0.00	0.00	38,240.50
8400000 - PrePaid Expenses	4,400.00	20,638.21	12,710.37	18,773.14	13,909.76
8900000 - Security Deposits	980.18	980.18	980.18	980.18	980.18
Total Other Current Assets	66,477.28	21,618.39	13,690.55	19,753.32	53,130.44
Total Current Assets	134,479.63	116,868.95	137,782.73	134,702.45	143,425.79
Fixed Assets					
8720000 - Structures and Improvements	2,626,850.93	2,626,850.93	2,626,850.93	2,626,850.93	2,626,850.93
8730000 - Equipment	284,388.02	284,388.02	284,388.02	284,388.02	284,388.02
8740000 - Computer Equipment	408,662.22	408,662.22	408,662.22	408,662.22	408,662.22
8750000 - Furniture and Fixtures	116,496.74	116,496.74	116,496.74	116,496.74	116,496.74
7 - Accumulated Depreciation	-1,787,583.64	-1,803,601.71	-1,819,619.78	-1,835,637.85	-1,851,655.92
Total Fixed Assets	1,648,814.27	1,632,796.20	1,616,778.13	1,600,760.06	1,584,741.99
TOTAL ASSETS	1,783,293.90	1,749,665.15	1,754,560.86	1,735,462.51	1,728,167.78

Indiana Schools of Excellence, Inc
Balance Sheet
 As of October 31, 2017

	Jun 30, 17	Jul 31, 17	Aug 31, 17	Sep 30, 17	Oct 31, 17
LIABILITIES & EQUITY					
Liabilities					
Current Liabilities					
Accounts Payable					
9010000 · Accounts Payable-Other	39,095.53	70,942.17	56,251.98	81,322.70	55,736.12
9012000 · Accounts Payable-FSP	208,577.71	208,577.71	208,577.71	208,577.71	210,002.71
Total Accounts Payable	247,673.24	279,519.88	264,829.69	289,900.41	265,738.83
Other Current Liabilities					
9000000 · Payroll Liability	127,309.03	127,309.03	127,309.03	127,309.03	127,309.03
9000230 · Child Support 1	0.00	0.00	0.00	0.00	20.00
9000232 · Federal Tax withholding	0.00	0.00	0.00	7,767.48	7,485.46
9000233 · IN State & County Tax WH	3,397.00	4,949.95	3,282.34	5,244.12	3,098.37
9000235 · State Unemployment Taxes	1,697.68	222.36	512.21	1,343.62	390.66
9250000 · TRF Payable	2,082.06	4,365.57	0.00	0.00	0.00
9260000 · PERF Payable	1,822.84	3,053.40	0.00	0.00	0.00
9400000 · Current Portion-Long Term Debt	112,264.00	112,264.00	112,264.00	112,264.00	112,264.00
Total Other Current Liabilities	248,572.61	252,164.31	243,367.58	253,928.25	250,567.52
Total Current Liabilities	496,245.85	531,684.19	508,197.27	543,828.66	516,306.35
Long Term Liabilities					
6100262 · Loan Payable United Bank	287,522.98	281,282.52	275,048.95	268,808.49	262,526.52
6100263 · Loan Payable-IFF Bldg	1,500,000.00	1,500,000.00	1,500,000.00	1,500,000.00	1,500,000.00
6100264 · Loan Payable-CSDC Bldg	42,236.11	38,811.67	35,387.23	31,962.79	28,538.35
6100265 · Less Current Portion	-112,264.00	-112,264.00	-112,264.00	-112,264.00	-112,264.00
Total Long Term Liabilities	1,717,495.09	1,707,830.19	1,698,172.18	1,688,507.28	1,678,800.87
Total Liabilities	2,213,740.94	2,239,514.38	2,206,369.45	2,232,335.94	2,195,107.22
Equity					
30000 · Opening Balance Equity	-153,062.06	-153,062.06	-153,062.06	-153,062.06	-153,062.06
32000 · Unrestricted Net Assets	-609,054.02	-686,616.81	-686,616.81	-686,616.81	-686,616.81
9800000 · Due From (To) Debt Service Fd	73,687.20	83,762.66	93,831.23	103,906.69	114,023.66
9810000 · Due From Fixed Asset Fund	-40,312.75	-40,312.75	-40,312.75	-40,312.75	-40,312.75
9900000 · Fund Balance-XSE	375,857.38	375,857.38	379,581.66	379,581.66	379,581.66
Net Income	-77,562.79	-69,477.65	-45,229.86	-100,370.16	-80,553.14
Total Equity	-430,447.04	-489,849.23	-451,808.59	-496,873.43	-466,939.44
TOTAL LIABILITIES & EQUITY	1,783,293.90	1,749,665.15	1,754,560.86	1,735,462.51	1,728,167.78

Indiana Schools of Excellence, Inc
Profit & Loss Budget vs. Actual 2017-2018
July through October 2017

				TOTAL		
	Oct 17	Budget	\$ Over Budget	Jul - Oct 17	Budget	\$ Over Budget
Ordinary Income/Expense						
Income						
1760000 · PRN - Fundraising Net	0.00			-303.55		
1510000 · Interest on Investments	5.73			23.51		
1611000 · School Lunch Program	1,000.00	1,000.00	0.00	1,000.00	2,700.00	-1,700.00
1800000 · Student Activity Fees	683.33			683.33		
1999000 · Other	2,876.00	0.00	2,876.00	80,580.55	51,000.00	29,580.55
3111000 · Basic Grant	118,742.74	118,743.00	-0.26	474,971.00	474,972.00	-1.00
4291000 · Federal School Lunch Reimb	10,500.00	13,000.00	-2,500.00	10,500.00	33,000.00	-22,500.00
3255000 · Special Education Grant	10,584.00	10,584.00	0.00	42,336.00	42,336.00	0.00
4229000 · Title II Part A	0.00			15,666.00		
4514000 · Title I 12-13	38,240.50	16,800.00	21,440.50	38,240.50	33,600.00	4,640.50
Total Income	182,632.30	160,127.00	22,505.30	663,697.34	637,608.00	26,089.34
Gross Profit	182,632.30	160,127.00	22,505.30	663,697.34	637,608.00	26,089.34
Expense						
1 · Education Direct						
11 · Direct Education Wages	40,361.72	48,879.00	-8,517.28	222,238.84	219,955.00	2,283.84
12 · Direct Education Payroll Taxes	3,260.59	4,104.00	-843.41	17,241.94	18,468.00	-1,226.06
13 · Direct Education EE Benefits	11,272.35	12,431.00	-1,158.65	45,903.49	55,943.00	-10,039.51
1110311 · Educational Field Trip Activity	390.00			390.00		
1110510 · ElementaryField Trip Transport	510.00	400.00	110.00	510.00	1,600.00	-1,090.00
1110611 · Elem Instructional Material	434.70	0.00	434.70	3,308.72	8,000.00	-4,691.28
1110747 · Elementary Software	0.00	0.00	0.00	0.00	2,000.00	-2,000.00
1191319 · Student Testing-Pro Service	0.00	2,500.00	-2,500.00	1,080.00	2,500.00	-1,420.00
Total 1 · Education Direct	56,229.36	68,314.00	-12,084.64	290,672.99	308,466.00	-17,793.01
2 · Student & Staff Services						
21 · Student & Staff Services Wages	3,299.16	6,584.00	-3,284.84	26,474.12	29,629.00	-3,154.88
22 · Student & Staff Services PR Tax	243.79	540.00	-296.21	1,961.92	2,429.00	-467.08
23 · Student & Staff EE Benefits	1,940.96	1,900.00	40.96	9,060.86	8,548.00	512.86
2134611 · Nurse-Supplies	0.00	41.00	-41.00	0.00	165.00	-165.00
2142319 · Psychological Testing-Prof Svc	0.00	200.00	-200.00	0.00	400.00	-400.00
2152319 · Speech Pathology-Prof Service	2,695.00	2,600.00	95.00	4,900.00	5,200.00	-300.00
2162319 · Occupational Therapy Services	595.00	200.00	395.00	1,135.00	400.00	735.00
2199611 · Student Svcs-Operation Supplies	0.00	0.00	0.00	1,861.50	1,800.00	61.50
2212312 · Instr Curr Devel Progr Improv	0.00			1,180.54		
2213312 · Instr Staff Train-Progr Improv	0.00	0.00	0.00	150.00	3,000.00	-2,850.00
2213580 · Instr Staff Train Travel	0.00			223.00		
2213611 · Instr. Staff Train supplies	0.00	0.00	0.00	0.00	500.00	-500.00
Total 2 · Student & Staff Services	8,773.91	12,065.00	-3,291.09	46,946.94	52,071.00	-5,124.06
3 · Food Services						
3120319 · Food Prep-DispProfessional Svc	6,800.00	7,300.00	-500.00	6,800.00	14,600.00	-7,800.00
3120420 · Food Prep-Cleaning Supplies	100.00	50.00	50.00	100.00	100.00	0.00
3120430 · Food Prep-Disp-Repairs & Maint	100.00	200.00	-100.00	100.00	400.00	-300.00
3120611 · Food Prep-Disp-Supplies	25.00	200.00	-175.00	25.00	400.00	-375.00
3140614 · Food Prep-Purchase Food	5,900.00	7,777.00	-1,877.00	5,900.00	15,554.00	-9,654.00
Total 3 · Food Services	12,925.00	15,527.00	-2,602.00	12,925.00	31,054.00	-18,129.00

Indiana Schools of Excellence, Inc
Profit & Loss Budget vs. Actual 2017-2018
July through October 2017

				TOTAL		
	Oct 17	Budget	\$ Over Budget	Jul - Oct 17	Budget	\$ Over Budget
4 - Administrative						
41 - Administrative Wages	17,367.28	17,384.00	-16.72	92,030.88	78,229.00	13,801.88
42 - Administrative - PR Taxes	1,345.40	1,423.00	-77.60	7,164.69	6,401.00	763.69
43 - Administrative EE Benefits	4,324.08	2,363.00	1,961.08	17,605.96	10,633.00	6,972.96
2321319 - Gen Admin-Professional Service	2,942.52	2,300.00	642.52	13,605.08	9,200.00	4,405.08
2321531 - Gen Admin-Telephone	0.00	100.00	-100.00	720.00	400.00	320.00
2321532 - Genl Admin-Postage	0.00	0.00	0.00	124.54	0.00	124.54
2322540 - Comm Relation-Advertise	1,059.89			1,084.65		
2322593 - Comm Relation-Recruitment	0.00	10.00	-10.00	0.00	40.00	-40.00
2410319 - School-Other Professional Fees	0.00			67.50		
2236744 - Network Support-Connectivity	0.00	250.00	-250.00	0.00	1,000.00	-1,000.00
2236319 - Network Support-Prof Service	3,653.23	3,775.00	-121.77	12,234.48	15,100.00	-2,865.52
2410531 - Sch Admin-Telephone	2,461.01	400.00	2,061.01	10,426.24	1,600.00	8,826.24
2410532 - Sch Admin-Postage	55.99	0.00	55.99	55.99	0.00	55.99
2410550 - Sch Admin-Printing and Copying	640.70	1,000.00	-359.30	7,502.95	4,000.00	3,502.95
2410580 - Sch Admin-Travel	47.52			47.52		
2410611 - Sch Admin-Office Supplies	534.86	400.00	134.86	2,366.62	1,600.00	766.62
2410810 - Sch Admin-Dues and Fees	0.00			89.10		
2515314 - Payroll Service-Billing Fees	169.90	225.00	-55.10	880.86	1,050.00	-169.14
2516319 - Financial Acct-Professional Svc	1,975.00	1,975.00	0.00	7,900.00	7,900.00	0.00
5920871 - Bank Account Service Charges	0.00			6.00		
2660312 - Security Srv Contract Srv	968.00	260.00	708.00	1,652.00	1,170.00	482.00
2670520 - Insurance-(non-vehicle)	-1,630.91	1,975.00	-3,605.91	23,010.67	7,900.00	15,110.67
Total 4 - Administrative	35,914.47	33,840.00	2,074.47	198,575.73	146,223.00	52,352.73
5 - Maintenance Services						
5.11 - Wage Expenses	5,048.56	6,420.00	-1,371.44	23,277.60	28,892.00	-5,614.40
5.1 - Utilities	4,274.38	3,375.00	899.38	15,342.75	13,500.00	1,842.75
2620319 - Maint Bldg-Professional Serv	44.00	40.00	4.00	176.00	160.00	16.00
2620412 - Maint Bldg-Waste Removal	368.00	375.00	-7.00	1,472.00	1,500.00	-28.00
2620430 - Maint Bldg-Repairs & Maint.	2,870.61	400.00	2,470.61	8,125.36	1,600.00	6,525.36
2620611 - Maint Bldg-Supplies	215.02	900.00	-684.98	3,412.75	3,600.00	-187.25
2630319 - Maint Ground-Professional Svc	380.00	0.00	380.00	845.00	0.00	845.00
Total 5 - Maintenance Services	13,200.57	11,510.00	1,690.57	52,651.46	49,252.00	3,399.46
Total Expense	127,043.31	141,256.00	-14,212.69	601,772.12	587,066.00	14,706.12
Net Ordinary Income	55,588.99	18,871.00	36,717.99	61,925.22	50,542.00	11,383.22
Other Income/Expense						
Other Expense						
6 - Other Expenses						
5120831 - Temp Loan-Principal Repayment	10,116.97	10,000.00	116.97	40,336.46	40,000.00	336.46
5220832 - Temp Loan-Interest Exp Payment	9,636.93	9,000.00	636.93	38,069.62	36,000.00	2,069.62
61 - Depreciation	16,018.07	16,017.00	1.07	64,072.28	64,068.00	4.28
Total 6 - Other Expenses	35,771.97	35,017.00	754.97	142,478.36	140,068.00	2,410.36
Total Other Expense	35,771.97	35,017.00	754.97	142,478.36	140,068.00	2,410.36
Net Other Income	-35,771.97	-35,017.00	-754.97	-142,478.36	-140,068.00	-2,410.36
Net Income	19,817.02	-16,146.00	35,963.02	-80,553.14	-89,526.00	8,972.86

Indiana Schools of Excellence, Inc
Profit & Loss Current vs Last Year
July through October 2017

				TOTAL		
	Oct 17	Oct 16	\$ Change	Jul - Oct 17	Jul - Oct 16	\$ Change
Ordinary Income/Expense						
Income						
1760000 · PRN - Fundraising Net	0.00	0.00	0.00	-303.55	0.00	-303.55
1510000 · Interest on Investments	5.73	6.09	-0.36	23.51	22.60	0.91
1611000 · School Lunch Program	1,000.00	990.76	9.24	1,000.00	2,729.66	-1,729.66
1800000 · Student Activity Fees	683.33	-120.00	803.33	683.33	-295.70	979.03
1999000 · Other	2,876.00	0.00	2,876.00	80,580.55	56,250.00	24,330.55
3111000 · Basic Grant	118,742.74	127,768.50	-9,025.76	474,971.00	511,074.00	-36,103.00
3910000 · Textbook Reimbursements	0.00	29.92	-29.92	0.00	29.92	-29.92
4291000 · Federal School Lunch Reimb	10,500.00	12,779.03	-2,279.03	10,500.00	35,304.61	-24,804.61
3255000 · Special Education Grant	10,584.00	11,150.00	-566.00	42,336.00	44,600.00	-2,264.00
4229000 · Title II Part A	0.00	0.00	0.00	15,666.00	0.00	15,666.00
4514000 · Title I 12-13	38,240.50	0.00	38,240.50	38,240.50	0.00	38,240.50
Total Income	182,632.30	152,604.30	30,028.00	663,697.34	649,715.09	13,982.25
Gross Profit	182,632.30	152,604.30	30,028.00	663,697.34	649,715.09	13,982.25
Expense						
1 · Education Direct						
11 · Direct Education Wages	40,361.72	47,455.35	-7,093.63	222,238.84	254,973.22	-32,734.38
12 · Direct Education Payroll Taxes	3,260.59	3,774.44	-513.85	17,241.94	19,567.24	-2,325.30
13 · Direct Education EE Benefits	11,272.35	12,418.47	-1,146.12	45,903.49	56,906.20	-11,002.71
1110311 · Educational Field Trip Activity	390.00	0.00	390.00	390.00	0.00	390.00
1110510 · ElementaryField Trip Transport	510.00	200.00	310.00	510.00	200.00	310.00
1110611 · Elem Instructional Material	434.70	2,494.95	-2,060.25	3,308.72	10,059.82	-6,751.10
1191319 · Student Testing-Pro Service	0.00	2,300.00	-2,300.00	1,080.00	2,300.00	-1,220.00
Total 1 · Education Direct	56,229.36	68,643.21	-12,413.85	290,672.99	344,006.48	-53,333.49
2 · Student & Staff Services						
21 · Student & Staff Services Wages	3,299.16	6,430.32	-3,131.16	26,474.12	30,936.44	-4,462.32
22 · Student & Staff Services PR Tax	243.79	470.98	-227.19	1,961.92	2,272.41	-310.49
23 · Student & Staff EE Benefits	1,940.96	2,018.94	-77.98	9,060.86	8,674.01	386.85
2134611 · Nurse-Supplies	0.00	0.00	0.00	0.00	23.68	-23.68
2152319 · Speech Pathology-Prof Service	2,695.00	3,920.00	-1,225.00	4,900.00	3,920.00	980.00
2162319 · Occupational Therapy Services	595.00	0.00	595.00	1,135.00	0.00	1,135.00
2199611 · Student Svcs-Operation Supplies	0.00	188.47	-188.47	1,861.50	2,172.91	-311.41
2212312 · Instr Curr Devel Progr Improv	0.00	0.00	0.00	1,180.54	-659.50	1,840.04
2213312 · Instr Staff Train-Progr Improv	0.00	0.00	0.00	150.00	2,724.65	-2,574.65
2213319 · Instr Staff Train-Prof Service	0.00	175.00	-175.00	0.00	475.00	-475.00
2213580 · Instr Staff Train Travel	0.00	0.00	0.00	223.00	187.92	35.08
2213611 · Instr. Staff Train supplies	0.00	0.00	0.00	0.00	534.00	-534.00
Total 2 · Student & Staff Services	8,773.91	13,203.71	-4,429.80	46,946.94	51,261.52	-4,314.58
3 · Food Services						
3120120 · Food Prep- Non Cert Salaries	0.00	0.00	0.00	0.00	0.00	0.00
3120211 · Food Prep-Non Cert Taxes	0.00	0.00	0.00	0.00	0.00	0.00
3120225 · Food Prep- Workers Comp	0.00	0.00	0.00	0.00	0.00	0.00
3120230 · Food Prep-unemployment	0.00	0.00	0.00	0.00	0.00	0.00
3120319 · Food Prep-DispProfessional Svc	6,800.00	7,032.44	-232.44	6,800.00	19,256.29	-12,456.29
3120420 · Food Prep-Cleaning Supplies	100.00	82.49	17.51	100.00	101.09	-1.09
3120430 · Food Prep-Disp-Repairs & Maint	100.00	240.00	-140.00	100.00	4,185.16	-4,085.16
3120611 · Food Prep-Disp-Supplies	25.00	216.47	-191.47	25.00	988.42	-963.42
3140614 · Food Prep-Purchase Food	5,900.00	7,400.00	-1,500.00	5,900.00	22,124.60	-16,224.60
Total 3 · Food Services	12,925.00	14,971.40	-2,046.40	12,925.00	46,655.56	-33,730.56

Indiana Schools of Excellence, Inc
Profit & Loss Current vs Last Year
July through October 2017

				TOTAL		
	Oct 17	Oct 16	\$ Change	Jul - Oct 17	Jul - Oct 16	\$ Change
4 - Administrative						
41 - Administrative Wages	17,367.28	17,566.88	-199.60	92,030.88	69,879.57	22,151.31
42 - Administrative - PR Taxes	1,345.40	1,349.51	-4.11	7,164.69	5,030.69	2,134.00
43 - Administrative EE Benefits	4,324.08	3,184.00	1,140.08	17,605.96	13,359.40	4,246.56
2321319 - Gen Admin-Professional Service	2,942.52	2,862.00	80.52	13,605.08	11,448.00	2,157.08
2321531 - Gen Admin-Telephone	0.00	0.00	0.00	720.00	820.00	-100.00
2321532 - Genl Admin-Postage	0.00	0.00	0.00	124.54	0.00	124.54
2322540 - Comm Relation-Advertise	1,059.89	0.00	1,059.89	1,084.65	0.00	1,084.65
2322593 - Comm Relation-Recruitment	0.00	0.00	0.00	0.00	880.58	-880.58
2410319 - School-Other Professional Fees	0.00	0.00	0.00	67.50	0.00	67.50
2236319 - Network Support-Prof Service	3,653.23	2,575.00	1,078.23	12,234.48	11,696.96	537.52
2410531 - Sch Admin-Telephone	2,461.01	281.03	2,179.98	10,426.24	1,224.40	9,201.84
2410532 - Sch Admin-Postage	55.99	0.00	55.99	55.99	32.49	23.50
2410550 - Sch Admin-Printing and Copying	640.70	731.68	-90.98	7,502.95	3,912.92	3,590.03
2410580 - Sch Admin-Travel	47.52	0.00	47.52	47.52	0.00	47.52
2410611 - Sch Admin-Office Supplies	534.86	99.00	435.86	2,366.62	1,961.46	405.16
2410810 - Sch Admin-Dues and Fees	0.00	0.00	0.00	89.10	0.00	89.10
2515314 - Payroll Service-Billing Fees	169.90	202.94	-33.04	880.86	910.83	-29.97
2515319 - Payroll Prof Services	0.00	0.00	0.00	0.00	130.94	-130.94
2516319 - Financial Acct-Professional Svc	1,975.00	1,975.00	0.00	7,900.00	8,025.00	-125.00
5920871 - Bank Account Service Charges	0.00	0.00	0.00	6.00	6.00	0.00
2660312 - Security Srv Contract Srv	968.00	200.00	768.00	1,652.00	1,568.00	84.00
2670520 - Insurance-(non-vehicle)	-1,630.91	6,461.22	-8,092.13	23,010.67	15,209.19	7,801.48
Total 4 - Administrative	35,914.47	37,488.26	-1,573.79	198,575.73	146,096.43	52,479.30
5 - Maintenance Services						
5.11 - Wage Expenses	5,048.56	5,204.36	-155.80	23,277.60	21,611.94	1,665.66
5.1 - Utilities	4,274.38	3,827.31	447.07	15,342.75	14,796.15	546.60
2620319 - Maint Bldg-Professional Serv	44.00	42.00	2.00	176.00	168.00	8.00
2620412 - Maint Bldg-Waste Removal	368.00	368.00	0.00	1,472.00	1,477.52	-5.52
2620430 - Maint Bldg-Repairs & Maint.	2,870.61	1,101.40	1,769.21	8,125.36	4,846.61	3,278.75
2620611 - Maint Bldg-Supplies	215.02	864.20	-649.18	3,412.75	2,539.07	873.68
2630319 - Maint Ground-Professional Svc	380.00	0.00	380.00	845.00	0.00	845.00
Total 5 - Maintenance Services	13,200.57	11,407.27	1,793.30	52,651.46	45,439.29	7,212.17
Total Expense	127,043.31	145,713.85	-18,670.54	601,772.12	633,459.28	-31,687.16
Net Ordinary Income	55,588.99	6,890.45	48,698.54	61,925.22	16,255.81	45,669.41
Other Income/Expense						
Other Expense						
6 - Other Expenses						
5120831 - Temp Loan-Principal Repayment	10,116.97	9,973.02	143.95	40,336.46	39,787.93	548.53
5220832 - Temp Loan-Interest Exp Payment	9,636.93	1,046.36	8,590.57	38,069.62	36,992.56	1,077.06
61 - Depreciation	16,018.07	18,230.14	-2,212.07	64,072.28	72,920.56	-8,848.28
Total 6 - Other Expenses	35,771.97	29,249.52	6,522.45	142,478.36	149,701.05	-7,222.69
Total Other Expense	35,771.97	29,249.52	6,522.45	142,478.36	149,701.05	-7,222.69
Net Other Income	-35,771.97	-29,249.52	-6,522.45	-142,478.36	-149,701.05	7,222.69
	19,817.02	-22,359.07	42,176.09	-80,553.14	-133,445.24	52,892.10

Indiana Schools of Excellence, Inc A/P Aging Summary

As of October 31, 2017

	Current	1 - 30	31 - 60	61 - 90	> 90	TOTAL	
Abes Plumbing Company Inc	1,205.00	376.09	-	-	-	1,581.09	
Ball State University	2,692.52	-	-	-	-	2,692.52	
							Quarterly
Berkley Human Services	-	-	-	8,153.00	-	8,153.00	Payments
ComCast Business	2,461.01	2,448.05	-	-	-	4,909.06	
Communication Company	1,148.40	-	-	-	-	1,148.40	
Curriculum Associates LLC	-	1,080.00	-	-	-	1,080.00	
Goodspeed, Linda	290.00	-	-	-	-	290.00	
Health Resources, Inc	801.80	-	-	-	-	801.80	
IFF	8,395.83	-	-	-	-	8,395.83	
Indiana Assn of School Business Officials	-	67.50	-	-	-	67.50	
Kansas City Life Insurance Company	352.78	-	-	-	-	352.78	
Kinetic IT Solutions	-	3,653.23	3,775.00	-	-	7,428.23	
KSS Enterprises Cleaning Supplies & Equip	87.94	864.93	-	-	-	952.87	
LaFree, Rita	110.00	-	-	-	-	110.00	
Midstates Elevator Company	-	345.00	-	-	-	345.00	
NIPSCO	275.94	-	-	-	-	275.94	
Office 360	443.92	503.53	-	-	-	947.45	
Pearson Power School	-	-	-	-	(102.38)	(102.38)	
Pediatrics, Orthopedics and Spine	595.00	360.00	-	-	-	955.00	
Robert Stephens & Co PC	181.90	-	-	-	-	181.90	
Scholastic Inc	-	1,404.81	-	-	-	1,404.81	
Sherwin Williams	-	74.25	-	-	-	74.25	
South Bend Tribune	-	24.76	-	-	-	24.76	
South Bend Water Works	244.26	-	-	-	-	244.26	
Terminix	-	44.00	-	-	-	44.00	
							Credit from
The Hartford	-	-	-	-	(3,750.00)	(3,750.00)	work comp Audit
United Bank Loan Processing Center	-	7,112.51	-	-	-	7,112.51	
United Healthcare	8,071.14	-	-	-	-	8,071.14	
US Bank Equipment Finance	395.00	-	-	-	-	395.00	
VSP	284.04	-	-	-	-	284.04	
Wahlen, Leif	725.00	-	-	-	-	725.00	
Wildman Uniform & Linen	52.83	52.83	-	-	-	105.66	
Wilson Language Training Corp	434.70	-	-	-	-	434.70	
TOTAL	29,249.01	18,411.49	3,775.00	8,153.00	(3,852.38)	55,736.12	

Indiana Schools of Excellence, Inc
Accounts Payable Paid & Unpaid Voucher Register
October 2017

Type	Date	Num	Memo	Account	Split	Debit	Credit
Abes Plumbing Company Inc							
Bill	10/03/2017	10786		2620430 · Maint Bldg-Re 9010000 · Accounts P.		410.00	
Bill	10/10/2017	10882		2620430 · Maint Bldg-Re 9010000 · Accounts P.		210.00	
Bill	10/13/2017	10927		2620430 · Maint Bldg-Re 9010000 · Accounts P.		585.00	
Adams Remco Inc							
Bill	10/03/2017	193238		2410550 · Sch Admin-Pri 9010000 · Accounts P.		245.70	
Bill Pmt -Check	10/16/2017	6409	SB6610	9010000 · Accounts Payε 8090000 · Notre Dame		548.24	
Ball State University							
Bill Pmt -Check	10/16/2017	6410	CS0000038 (900874748)	9010000 · Accounts Payε 8090000 · Notre Dame		2,692.52	
Bill	10/16/2017	CS12324		2321319 · Gen Admin-Pr 9010000 · Accounts P.		2,692.52	
Berkley Human Services							
Bill Pmt -Check	10/16/2017	6402	40000146	9010000 · Accounts Payε 8090000 · Notre Dame		3,279.20	
Charter School Development Corp							
Check	10/05/2017	ACH		6100264 · Loan Payable- 8090000 · Notre Dame		3,835.00	
Check	10/05/2017	ACH		6100264 · Loan Payable- 8090000 · Notre Dame General Check		410.56	
Check	10/05/2017	ACH	CSDC Loan	5220832 · Temp Loan-Ini 8090000 · Notre Dame		410.56	
Check	10/05/2017	ACH		5120831 · Temp Loan-Pr 8090000 · Notre Dame		3,835.00	
Check	10/05/2017	ACH		9800000 · Due From (To) 8090000 · Notre Dame General Check		3,835.00	
CHSS LLC							
Bill	10/01/2017	4870		2660312 · Security Srv C 9010000 · Accounts P.		200.00	
Bill Pmt -Check	10/16/2017	6411	3931	9010000 · Accounts Payε 8090000 · Notre Dame		200.00	
ComCast Business							
Bill	10/01/2017	57455609		2410531 · Sch Admin-Te 9010000 · Accounts P.		2,461.01	
Bill Pmt -Check	10/16/2017	6412		9010000 · Accounts Payε 8090000 · Notre Dame		2,423.73	
Communication Company							
Bill	10/02/2017	54069		2620430 · Maint Bldg-Re 9010000 · Accounts P.		380.40	
Bill	10/19/2017	54272		2660312 · Security Srv C 9010000 · Accounts P.		768.00	
Consolidated Electrical Distributors Inc							
Bill Pmt -Check	10/16/2017	6413	VOID: DC-42195	9010000 · Accounts Payε 8090000 · Notre Dame		0.00	
Bill Pmt -Check	10/16/2017	6426	DC-42195	9010000 · Accounts Payε 8090000 · Notre Dame		513.60	
D.R.C. Corporation							
Bill Pmt -Check	10/16/2017	6414		9010000 · Accounts Payε 8090000 · Notre Dame		207.00	
Doctor, Rob							
Check	10/16/2017	6400	Projector Bulbs	2620430 · Maint Bldg-Re 8090000 · Notre Dame		63.98	
Check	10/16/2017	6400	Projector Bulbs	2620430 · Maint Bldg-Re 8090000 · Notre Dame		75.13	
Check	10/16/2017	6400	Clips for Frames	2620430 · Maint Bldg-Re 8090000 · Notre Dame		16.84	
Check	10/16/2017	6400	Data Vac for Computers	2410611 · Sch Admin-Ofi 8090000 · Notre Dame		90.94	
Check	10/16/2017	6400	Certified Mail & Stamps	2410532 · Sch Admin-Po 8090000 · Notre Dame		55.99	
Check	10/16/2017	6400	Tools	2620430 · Maint Bldg-Re 8090000 · Notre Dame		39.06	
Check	10/16/2017	6400	Suuplies	2620430 · Maint Bldg-Re 8090000 · Notre Dame		11.20	
Edge Adventure Parks							
Check	10/13/2017	10246		1110311 · Educational Fi 8040000 · Notre Dame		390.00	
Fresh Cut Lawn & Landscaping							
Bill	10/05/2017	20171005	Mow 08/20 08/27 08/30 09/10 09/17 09/24 & w	2630319 · Maint Ground- 9010000 · Accounts P.		380.00	
Bill Pmt -Check	10/16/2017	6415		9010000 · Accounts Payε 8090000 · Notre Dame		380.00	
FSP							
General Journal	10/31/2017	PR170307	FSP Profit(Debit) or Loss (Credit) Accrual	9012000 · Accounts Payε 1611000 · School Lunch Program		1,425.00	
Goodspeed, Linda							
Check	10/16/2017	10763	10/13/17 Class Trip to Rum Village	1110510 · ElementaryFie 8040000 · Notre Dame		110.00	
Bill	10/26/2017	919777	Trip to Thistleberry	1110510 · ElementaryFie 9010000 · Accounts P.		110.00	
Bill	10/26/2017	919777	Trip to Kerchers	1110510 · ElementaryFie 9010000 · Accounts P.		180.00	
Gray Television Group Inc							
Check	10/31/2017	6428	File No. 21702076 collection costs for WNDU	2322540 · Comm Relatio 8090000 · Notre Dame		1,059.89	

Indiana Schools of Excellence, Inc
Accounts Payable Paid & Unpaid Voucher Register
October 2017

Type	Date	Num	Memo	Account	Split	Debit	Credit
Health Resources, Inc							
Bill Pmt -Check	10/16/2017	6403	61091407ISE	9010000 · Accounts Paye	8090000 · Notre Dame	969.50	
Bill	10/16/2017	1711022905		8400000 · PrePaid Exper	9010000 · Accounts P.	801.80	
IFF							
Bill Pmt -Check	10/04/2017	6398	17013	9010000 · Accounts Paye	8090000 · Notre Dame	16,520.83	
Bill	10/28/2017	20171102		5220832 · Temp Loan-Ini	9010000 · Accounts P.	8,395.83	
Indiana Dept of Workforce Development							
Check	10/16/2017	6401	701071	9000235 · State Unemplc	8090000 · Notre Dame	1,343.56	
Indiana Michigan Power							
Bill	10/05/2017	20171005		2620621 · Maint Bldg-Ele	9010000 · Accounts P.	2,186.52	
Bill	10/05/2017	20171005		2620621 · Maint Bldg-Ele	9010000 · Accounts P.	1,567.66	
Bill Pmt -Check	10/23/2017	auto		9010000 · Accounts Paye	8090000 · Notre Dame	2,186.52	
Bill Pmt -Check	10/23/2017	auto		9010000 · Accounts Paye	8090000 · Notre Dame	1,567.66	
Kansas City Life Insurance Company							
Bill	10/11/2017	20171011		8400000 · PrePaid Exper	9010000 · Accounts P.	352.78	
Bill Pmt -Check	10/16/2017	6404		9010000 · Accounts Paye	8090000 · Notre Dame	352.78	
Kendall Hunt Publishing Company							
Bill Pmt -Check	10/16/2017	6416	851335	9010000 · Accounts Paye	8090000 · Notre Dame	723.60	
Killingbeck, Leah							
Check	10/16/2017	6399	Mileage	2410580 · Sch Admin-Tr	8090000 · Notre Dame	47.52	
Kinetic IT Solutions							
Bill	10/01/2017	12311		2236319 · Network Supp	9010000 · Accounts P.	3,653.23	
KSS Enterprises Cleaning Supplies & Equip							
Bill Pmt -Check	10/16/2017	6417		9010000 · Accounts Paye	8090000 · Notre Dame	1,536.03	
Bill	10/25/2017	1061874		2620611 · Maint Bldg-Su	9010000 · Accounts P.	50.00	
Bill	10/30/2017	1062461		2620611 · Maint Bldg-Su	9010000 · Accounts P.	37.94	
LaFree, Rita							
Bill	10/26/2017	919776	Trip to Thistelberry	1110510 · ElementaryFie	9010000 · Accounts P.	110.00	
Michiana Lock & Key Inc							
Bill	10/03/2017	91025		2620430 · Maint Bldg-Re	9010000 · Accounts P.	9.00	
Bill Pmt -Check	10/16/2017	6418		9010000 · Accounts Paye	8090000 · Notre Dame	9.00	
Michiana Recycling & Disposal							
Bill	10/01/2017	1628486		2620412 · Maint Bldg-W	9010000 · Accounts P.	368.00	
Bill Pmt -Check	10/16/2017	6419	57542000	9010000 · Accounts Paye	8090000 · Notre Dame	368.00	
Midstates Elevator Company							
Bill	10/16/2017	9189		2620430 · Maint Bldg-Re	9010000 · Accounts P.	345.00	
NIPSCO							
Bill Pmt -Check	10/16/2017	auto		9010000 · Accounts Paye	8090000 · Notre Dame	108.45	
Bill	10/30/2017	20171030		2620622 · Maint Bldg-Ga	9010000 · Accounts P.	275.94	
Office 360							
Bill	10/12/2017	931045		2410611 · Sch Admin-Ofi	9010000 · Accounts P.	67.16	
Bill	10/13/2017	931785		2410611 · Sch Admin-Ofi	9010000 · Accounts P.	299.00	
Bill	10/31/2017	941822		2410611 · Sch Admin-Ofi	9010000 · Accounts P.	77.76	
Pearson Power School							
Bill Pmt -Check	10/16/2017	6420		9010000 · Accounts Paye	8090000 · Notre Dame	203.24	
Pediatrics, Orthopedics and Spine							
Bill	10/02/2017	JENKA116 (16)		2162319 · Occupational ~	9010000 · Accounts P.	90.00	
Bill	10/09/2017	BANJO192 (4)		2162319 · Occupational ~	9010000 · Accounts P.	90.00	
Bill	10/16/2017	JENKA116 (17)		2162319 · Occupational ~	9010000 · Accounts P.	90.00	
Bill	10/23/2017	BANJO192 (5)		2162319 · Occupational ~	9010000 · Accounts P.	90.00	
Bill	10/24/2017	SZATU520 (1)		2162319 · Occupational ~	9010000 · Accounts P.	235.00	
Robert Stephens & Co PC							
Bill	10/01/2017		Monthly fee	2516319 · Financial Acct	9010000 · Accounts P.	1,975.00	

Indiana Schools of Excellence, Inc
Accounts Payable Paid & Unpaid Voucher Register
October 2017

Type	Date	Num	Memo	Account	Split	Debit	Credit
Bill	10/13/2017	25224		2515314 · Payroll Service	9010000 · Accounts P.	91.46	
Bill Pmt -Check	10/16/2017	eft		9010000 · Accounts Paye	8090000 · Notre Dame	2,279.77	
Bill	10/27/2017	25285		2515314 · Payroll Service	9010000 · Accounts P.	90.44	
Scholastic Book Fairs							
Check	10/25/2017	10764	1024242	1800000 · Student Activit	8040000 · Notre Dame	522.96	
SchoolMessenger (Reliance)West Interactiv							
Bill Pmt -Check	10/16/2017	6421		9010000 · Accounts Paye	8090000 · Notre Dame	720.00	
Sherwin Williams							
Bill	10/04/2017	2490-4		2620611 · Maint Bldg-Su	9010000 · Accounts P.	74.25	
South Bend Water Works							
Bill Pmt -Check	10/16/2017	auto	322763-40190	9010000 · Accounts Paye	8090000 · Notre Dame	244.26	
Bill	10/24/2017	20171024		2620411 · Maint Bldg-W	9010000 · Accounts P.	244.26	
State of Indiana (vendor)							
Bill	10/06/2017	40034		2321319 · Gen Admin-Pr	9010000 · Accounts P.	250.00	
Bill Pmt -Check	10/16/2017	6422		9010000 · Accounts Paye	8090000 · Notre Dame	250.00	
Terminix							
Bill	10/03/2017	369258684		2620319 · Maint Bldg-Pr	9010000 · Accounts P.	44.00	
Bill Pmt -Check	10/16/2017	6423	7395488	9010000 · Accounts Paye	8090000 · Notre Dame	44.00	
The Hartford							
Bill Pmt -Check	10/04/2017	6396	14442866	9010000 · Accounts Paye	8090000 · Notre Dame	2,668.75	
United Bank Loan Processing Center							
Bill Pmt -Check	10/04/2017	6397	00012379733-09011	9010000 · Accounts Paye	8090000 · Notre Dame	7,112.51	
Bill	10/12/2017	20171012		6100262 · Loan Payable	9010000 · Accounts P.	6,281.97	
Bill	10/12/2017	20171012		5220832 · Temp Loan-In	9010000 · Accounts P.	491.85	
Bill	10/12/2017	20171012	Late Charges	5220832 · Temp Loan-In	9010000 · Accounts P.	338.69	
Bill	10/12/2017	20171012		5120831 · Temp Loan-Pr	9010000 · Accounts P.	6,281.97	
Bill	10/12/2017	20171012		9800000 · Due From (To)	9010000 · Accounts Payable-Other	6,281.97	
United Healthcare							
Bill	10/14/2017	C0044542372		8400000 · PrePaid Exper	9010000 · Accounts P.	8,071.14	
Bill Pmt -Check	10/16/2017	6405		9010000 · Accounts Paye	8090000 · Notre Dame	12,766.82	
US Bank Equipment Finance							
Bill Pmt -Check	10/16/2017	6407	1439821	9010000 · Accounts Paye	8090000 · Notre Dame	395.00	
Bill	10/26/2017	342733656		2410550 · Sch Admin-Pri	9010000 · Accounts P.	395.00	
VSP							
Bill Pmt -Check	10/16/2017	6406		9010000 · Accounts Paye	8090000 · Notre Dame	284.04	
Bill	10/18/2017	NOVEMBER 2017		8400000 · PrePaid Exper	9010000 · Accounts P.	284.04	
Wahlen, Leif							
Bill	10/11/2017	10112017	Sheetrock & Paint	2620430 · Maint Bldg-Re	9010000 · Accounts P.	725.00	
Walts Paving							
Bill Pmt -Check	10/16/2017	6424		9010000 · Accounts Paye	8090000 · Notre Dame	2,500.00	
Wax, Chana							
Bill	10/02/2017	3002	September	2152319 · Speech Patho	9010000 · Accounts P.	2,695.00	
Bill Pmt -Check	10/16/2017	6425		9010000 · Accounts Paye	8090000 · Notre Dame	2,695.00	
Wells Fargo Vendor Fin Serv							
Bill Pmt -Check	10/16/2017	6408	7772256-001 Billing ID 90136288775	9010000 · Accounts Paye	8090000 · Notre Dame	4,356.41	
Wildman Uniform & Linen							
Bill	10/26/2017	1480860		2620611 · Maint Bldg-Su	9010000 · Accounts P.	52.83	
Wilson Language Training Corp							
Bill	10/16/2017	1695959		1110611 · Elem Instruct	9010000 · Accounts P.	434.70	
WNDU							
Bill Pmt -Check	10/26/2017	6427	45969	9010000 · Accounts Paye	8090000 · Notre Dame	4,835.00	

Xavier School of Excellence
Allowance of vouchers - Paid voucher Report

I hereby certify that each of the above listed vouchers and the invoices or bills attached thereto, are true and correct and I have audited same in accordance with IC 5-11-10-1.6.

For the Period: October 1, 2017 thru October 31, 2017

Fiscal Officer

We have examined the vouchers listed on the foregoing Accounts Payable Paid & Unpaid Voucher Register, and except for vouchers not allowed as shown on the register such vouchers are hereby allowed in the total amount of:

 \$ 87,849.09

Dated: _____



Public
School Board Meeting
Wednesday
December 20, 2017
6:00 pm

IC 5-14-1.5

Call to Order: 6:05 pm.

Board Members Attendance:

Yolanda Turner- Smith	Rhonda Davis	Janet Krouse	Charles Jamerson	Phyllis Taylor- Perry	Albert Smith
Phone		X	X	x	x

Motion to approve today’s agenda: Moved by Phyllis Taylor-Perry, seconded by Janet Krouse, and passed unanimously.

Motion to approve minutes from November 15, 2017: Moved by Janet Krouse, seconded by Phyllis Taylor-Perry, and passed unanimously.

XSE Director’s Report: (SEE ATTACHMENT 1)

Motion to approve the Director’s Report from the December 20, 2017: Moved by Charles Jamerson, seconded by Phyllis Taylor-Perry, and passed unanimously.

Financial Reports: (SEE ATTACHMENT 2)

Motion to accept into board records the Internal Control Guidelines: Moved by Charles Jamerson, seconded by Janet Krouse, and passed unanimously.

Resolution to Adopt Materiality and Acceptable Risk Procedures signed and dated by Board President and Secretary

All board members signed the IC Certifications and submitted to Mr. Doctor.

All board members filled out the Board Member Skills Matrix after the meeting.

Motion to into approve 2017 – 2018 Budget with the understanding that there will be an amended budget next month to capture the change of \$1800.00 outlined by Title 1 post this budget date: Moved by Charles Jamerson, seconded by Janet Krouse, and passed unanimously.

Motion to into amend the Agenda to include the Financial Report dated November 30, 2017 and Cash Projections dated December 7, 2017: Moved by Phyllis Taylor-Perry, seconded by Janet Krouse, and passed unanimously.

Motion to into accept into board records the Financial Report dated November 30, 2017 and Cash Projections dated December 7, 2017: Moved by Phyllis Taylor-Perry, seconded by Charles Jamerson, and passed unanimously.

Parent Resource Network: (SEE ATTACHMENT 3)

Motion to accept into board records the PRN Minutes dated November 14, 2017: Moved by Charles Jamerson, seconded by Phyllis Taylor-Perry, and passed unanimously



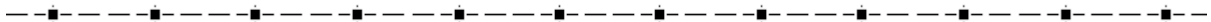
Facilities Committee:

There was no Facilities Report

Motion to accept into board records the Facility Use Agreement adapted with the proper changes in spellcheck before a final draft goes out: Moved by Phyllis Taylor-Perry, seconded by Janet Krouse, and passed unanimously.

Indiana Schools of Excellence: (SEE ATTACHMENT 4)

- a. President Turner-Smith completed the By-Laws update and emailed to Katie Briles to see if there are any other changes she wanted made. This will be available for the board to review once Ms. Briles responds.
- b. **Motion to accept into board records the Confidential Settlement Agreement and General Release made by Dorothy Young, Tania Grimes, American Quality Schools Corporation and Indiana Schools of Excellence and to have a check cut in the amount of \$5000.00 within 7 days of signing of the agreement:** Moved by Phyllis Taylor-Perry, seconded by Janet Krouse, the board passed with a majority, Ms. Yolanda Turner-Smith abstaining.
- c. Discussion of hiring Pat Mastaugh as Xavier attorney will be addressed after the resolution of the above settlement
- d. Janet Krouse asked the board if everyone had filled out the questionnaire Mr. Black spoke about at the November meeting. Everyone said that they had.
- e. **Motion to accept into board records the resignation of Charles Jamerson:** Moved by Phyllis Taylor-Perry, seconded by Janet Krouse, and passed with a majority, Yolanda Turner-Smith opposed.



Next Indiana Schools of Excellence Board Meeting: January 17, 2018 at 6:00pm.

Motion to Adjourn: 7:30 p.m. Moved by Yolanda Taylor-Perry, seconded Phyllis Taylor-Perry, and passed unanimously.

December 20, 2017	Board of Directors Meeting Minutes	
--------------------------	---	--

ATTACHMENT 1



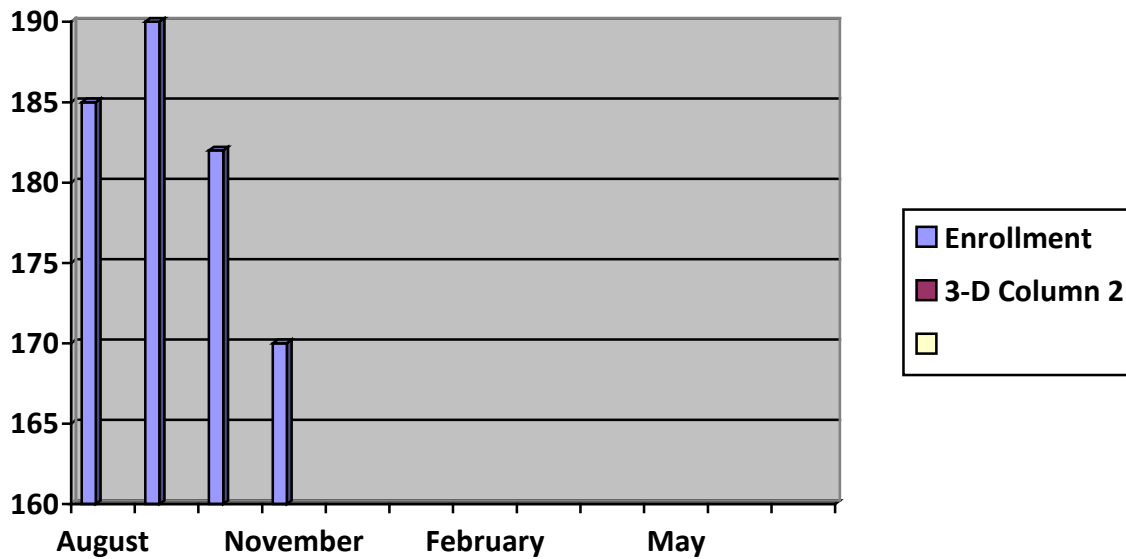
Director's Report December 20, 2017

ENROLLMENT SUMMARY

Total Enrollment- 170

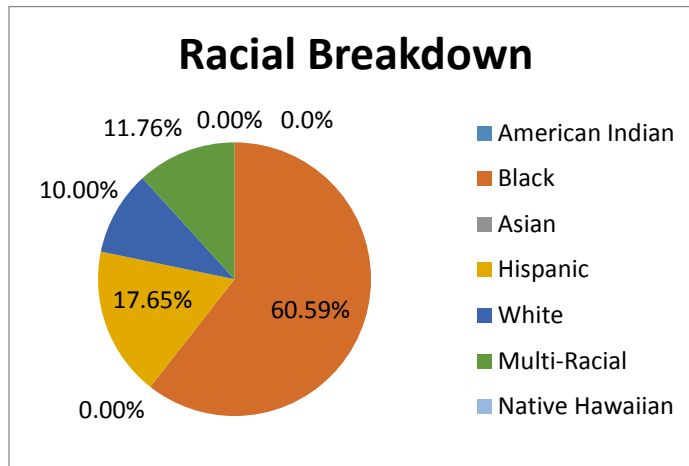
Special Education Population: 32 (19 %)

Xavier School of Excellence 2017-2018 Student Enrollments



Racial Breakdown & Free/Reduced Lunch Status

American Indian = 0	All Students Receive Free Lunches
Black = 103	
Asian = 0	
Hispanic = 30	
White = 17	
Multi-Racial = 20	
Native Hawaiian = 0	



Racial Breakdown by Grade

Grade	Race							Total
	American Indian	Black	Asian	Hispanic	White	Multi-racial	Hawaiian	
KG	0	20	0	4	4	5	0	33
1st	0	9	0	1	1	3	0	14
2nd	0	12	0	2	0	1	0	15
3rd	0	15	0	4	3	1	0	23
4th	0	4	0	1	1	2	0	8
5th	0	13	0	3	2	2	0	20
6th	0	15	0	3	3	2	0	23
7th	0	9	0	6	2	1	0	18
8th	0	6	0	6	1	3	0	16
9th								
10th								
11th								
12th								
Grand Total								170


DISCIPLINE

Assistant Principal
 Monthly Report –November 2017

Student Disciplinary Report: Include any additional pertinent information related to specific cases

	TIER 1	KG	1 st	2 nd	3 rd	4 th	5 th	6 th	7 th	8 th	Total
Referrals											
Total Number of Discipline Referrals	11	0	4	34	25	5	7	12	21	0	119
Category 1	1	0	0	0	1	0	0	1	0	0	2
Category 2	4	0	0	2	0	0	0	1	0	0	7
Category 3	6	0	4	32	24	5	7	10	21	0	110
Crisis Screening											
Community Service											
Number of Students Assigned to Detention (L=Lunch Detention D=Before or after school detention)	0(L) 0(L) 0(D) 0(D)	0(L) 0(D)	0(L) 0(D)	1(L) 0(D)	2(L) 0(D)	1(L) 0(D)	1(L) 0(D)	6(L) 0(D)	6(L) 0(D)	0(L) 0(D)	17(L) 0(D)
Number of In-School Suspensions	0	0	0	0	0	0	0	4	3	0	7
Number of Out-of-School Suspensions	0	0	0	0	2	0	1	0	2	0	5
Sent home early and/or picked up by parent/guardian	<u>1</u> 0	<u>0</u>	<u>1</u>	<u>2</u>	<u>1</u>	<u>1</u>	<u>0</u>	<u>0</u>	<u>1</u>	<u>0</u>	<u>7</u>
At Home Isolations											
Number of Expulsion Requests											
Number of Students on Tier 2 Behavior Plans											
Grand Total											119

**Number of Suspensions/Detentions
 August 2017-June 2018**



	In School Suspension	Out-of-School Suspension	Detentions
August	2	3	0
September	6	20	10
October	4	13	20
November	7	5	17
December			
January			
February			
March			
April			
May			
June			
Grand Total	19	41	47

NURSE

For the past month:

- Total visits to office: 109
- Number of medication visits: 40
- Number of students sent home ill: 10
- Number of parents called: 13
- Number of Screenings: 0
- Number of Accident Reports: 14
- 911 Calls: 0

STAFF

- Still looking for Spanish Teacher, PE teacher, nurse, and MS Language Arts teacher. All positions have been placed in IDOE Job Bank.
- Nurse Carol Dzialak had to take a long term medical disability leave. (Received Documentation in writing). Currently interviewing school nurse candidates.

SCHOOL INFRASTRUCTURE

- Nothing to report.

BUILDING

- Nothing to report.

NOTABLE ACTIVITIES

- James Hafley won staff character education on the month.
- Middle School students took a field trip to Hibatchi Grill to order in Chinese and experience Chinese food and culture.
- Family and Community Engagement (F.A.C.E.) had a Cookie Swap on November 28th. Did not have a good turnout due to it being right after Thanksgiving. Did not have any judges from the board in attendance.
- Mr. Hafley and Mrs. Smith participated in IUSB's mock interviews.

BSU & IDOE REPORTING

November 2017 Board Meeting Submission	Who is report for	Due Date	Completed Date	Completed By
Real Time Report	IDOE	Every Thursday	weekly	S.Smith
STN Reports	IDOE		Daily since beginning of school; assigning state numbers to incoming K students but when system have been updated for 2015-16 school year it is only required every 15 th of the month but can be done as frequent as needed.	S. Smith
CSAPPHIRE Updates	Ball State OCS	11/15/17	11/15/17	Doctor

TEAM MEMBER ASSESSMENT

- IT is preparing laptops for WIDA and ISTEP.

GRANTS AND PARTNERSHIPS

- Working on technology grant for next year – Mr. Doctor
- IUSB School of Education – Interested in partnering with us. (Meeting Jan. 25th)
- High Ability Grant Approved.

MEDIA

- Mrs. Smith interviewed with ABC 57 to speak on South Bend Community School Corporation's Focus 2018.

BALL STATE and IDOE INTERACTIONS

- AdvancEd reviewed the school on November 15th – 17th.

PROFESSIONAL DEVELOPMENT

- November 1st – Staff Meeting - Information regarding policies
- November 8th – Committee Meetings
- November 15th – Teacher Work Day (Progress Reports)
- November 22nd – Thanksgiving Break
- November 29th – Presentation – Michelle Roberts, Director of Computing Outreach Education will provide our Professional Developments for the next two Wednesdays to help integrate technology in subjects and to teach coding.

UPCOMING EVENTS

- **December 21st – Kindergarten – 4th Grade Winter Concert**
- **December 22nd – Staff Professional Development; No School for Students**
- **December 25th – January 5th – Winter Break**

December 20, 2017	Board of Directors Meeting Minutes	
--------------------------	---	--

ATTACHMENT 2

PART 8INTERNAL CONTROLSINTRODUCTION

Charter schools should have internal controls in place to provide reasonable assurance that their goals and objectives are accomplished; laws, regulations, and good business practices are complied with; assets are safeguarded; and accurate and reliable data are maintained. Internal control touches all activities of the school, extending beyond the accounting and financial functions. It is important to note that even the best internal controls may breakdown due to management override, collusion, mistake, faulty judgment, or cost constraints. The following internal control related compliance guidelines provide required controls that a charter school must implement and maintain.

ADMINISTRATION

The charter school must establish minimum policies and procedures concerning operations.

The charter school must engage in active oversight by routinely receiving and discussing financial reports from the organizer.

The charter school administrators must be cognizant of their duties of care, loyalty, and obedience. The duty of care requires administrators to be familiar with the charter school's finances and activities and to participate regularly in its operations. Duty of loyalty requires that any conflict of interest, real or possible, always be disclosed in advance of being employed and when they arise. A charter school has a duty of obedience to insure that the school complies with applicable laws and regulations and its internal policies and procedures.

ACCOUNTING AND REPORTING

The charter school's accounting system must facilitate the preparation of the periodic financial reports for administrative review and the required year-end financial statements.

All accounting transactions must be supported by adequate documentation. Transaction entries are supported by an explanation of the reason for the entry and must show an evidence of supervisory approval.

CASH MANAGEMENT

The organizer responsible for the charter school must authorize all school bank accounts. There should be procedures in place to periodically verify that only bank accounts authorized by the organizer have been established.

The organizer shall designate employees who are responsible for handling a majority of the cash, receipts, and disbursements for the school. The designated employees must have either a cash bond or an insurance policy on their behalf that protects the charter school from employee theft, fraud, errors, and omissions. The cash bond or insurance policy should represent an average amount of cash or receipts on hand during the school year.

8-2

All financial records must be kept up-to-date and reconciled monthly. End of the month record balances must be reconciled to depository balances and a summary of information must be maintained for all investment transactions to ensure that the charter school has the current and correct information to make sound decisions for the school. The bank account reconciler shall obtain bank statements directly from the bank (via mail, pick-up, or other means). The bank account reconciler shall obtain the "record balance" directly from the general ledger, not through an intermediary person or from some other document. Once the reconciliations are completed, someone independent of the process must review them for completeness and to ensure they are complete and correct.

The charter school must acknowledge that they are aware of the risks associated with the limit of FDIC insurance on its deposit accounts and takes reasonable steps to mitigate those risks when it concludes such risk is elevated.

If authorized by the charter school, petty cash fund disbursements are limited to a maximum amount, require supervisory approval, and are supported by adequate documentation, including the original receipts or invoices marked cancelled when paid.

SUBSIDIARY LEDGERS

Subsidiary ledger balances must reconcile to the control ledger fund balance. Every transaction must be posted to the control ledger and to the appropriate subsidiary ledger. Fund balances must reconcile between the control ledger and the subsidiary ledger.

RECEIPTS AND DEPOSITS

Receipts shall be issued and recorded at the time of the transaction; for example, when cash or a check is received, a receipt is to be immediately prepared and given to the person making payment.

All charter school money must be deposited in the designated depository not later than the business day following the receipt of funds on business days of the depository in the same form in which the funds were received. Timely receipts and deposits are required to provide the organizer and charter school administration with current information necessary for all financial decisions.

PURCHASING AND EXPENDITURES

The charter school must establish procedures for the initiation, approval, and use of purchase requisitions and purchase orders. The procedures must include limits on approval of purchase orders after the purchase to emergency situations and all blanket purchases must have a fixed monetary limit. Upon receipt of the goods or services a charter school employee must verify the condition, quantity, and quality of the goods or services prior to payment of the invoice/bill/contract. Supporting documentation, such as invoices, shall be compared to purchase orders to ensure the prices, quantities, etc. are correct prior to payment.

PAYROLL PROCEDURES

The charter school must establish a payroll schedule that details amounts paid annually, biweekly, hourly, etc. for all employees that are not included on a labor contract. The charter school must establish employment policies that cover all aspects of benefits provided including sick days, vacation days, personal days, etc. The policy must cover how many days are accrued, when the days are accrued, when any unused days are lost, etc.

8-3

The charter school shall maintain adequate supporting documentation for payroll to ensure that payments are made only for services rendered. Supporting documentation, such as time cards, must show signs of supervisory approval. The organizer must designate an employee to review supporting documentation to ensure payments are accurate and due the employee for services rendered.

The charter school must establish a system to document and track paid leave activity. The system must be able to track the accrual of earned leave time and the use of leave time each pay period and throughout the year.

The charter school must document and provide the organizer in writing all changes to pay amounts or benefits provided prior to the changes going in effect.

TRAVEL AND MEETINGS

The charter school must establish a travel policy that details the procedures for an employee to get approval to attend meetings and conferences; must detail when an employee is in travel status; must detail the procedures for employees to get reimbursement for travel expenses; and the policy must establish a reasonable mileage reimbursement rate.

If the charter school authorizes travel advances, it must have a policy identifying the individual who may receive an advance, the use and purpose of the advance, the information that is required to

account for the advance, a reconciliation of actual expenses (upon return for the trip) versus amounts advanced, and the refunding of any excess money that was in advanced in a timely manner.

The charter school shall only reimburse employees for travel expenses when appropriate claims are submitted. The claims must be in writing, itemized, and supported with original receipts, and documentation that the trip was for charter school business.

The charter school must establish a policy which describes the circumstances when it is appropriate for providing food and beverages at meetings, training, and conferences sponsored by the charter school.

ATHLETIC AND SOCIAL EVENTS

Serially prenumbered tickets by the printing supplier should be used for all athletic and other social activities and events for which admission is charged. Part of the prenumbered ticket must be given to the person paying for the ticket upon admission to the event. The other part of the ticket (which should also be prenumbered, referred to as the stub) must be retained. All tickets (unused tickets and stubs) shall be retained for audit.

Tickets for each price group must be different colors and/or different in their series number.

Ticket sales conducted by any activity shall be accounted for as follows:

The designated charter school employee shall be responsible for the proper accounting for all tickets and must keep a record of the number purchased, the number issued for sale, and the number returned. The designee must see that proper accounting is made for the cash received from those sold. All tickets shall be prenumbered, with a different ticket color and numerical series for each price group. When cash for ticket sales is deposited with the charter school, the charter school's receipt issued therefore must show the number of tickets issued to the seller, the number returned unsold and the balance remitted in cash. All tickets (including free or reduced) must be listed and accounted for on the SA-4 Ticket Sales Form.

8-4

TEXTBOOK REIMBURSEMENT REPORT

Charter schools must provide accurate information to the Indiana Department of Education pertaining to the number of students that received free/reduced textbooks. If a variance occurs between the charter school records and the report provided the IDOE, then written communication must also request a determination if any increases or decreases in funding will result to the charter school because of the variance.

SOCIAL SECURITY, ADM, AND OTHER STATE DISTRIBUTION OVERPAYMENTS

School Officials should contact the Indiana Department of Education, Division of School Finance, to determine possible steps to be taken to correct any overpayment/underpayment applicable to the charter School because of incorrect reporting.

Resolution to Adopt Materiality and Acceptable Risk Procedures

Whereas, IC 5-11-1-27(j) requires erroneous or irregular material variances, losses, shortages, or thefts of political subdivision funds or property shall be reported immediately to the State Board of Accounts; and


Whereas, State Examiner Directive 2015-6 directs each political subdivision to determine its own policy on materiality; and

Whereas, Indiana School of Excellence DBA Xavier School of Excellence does not condone any erroneous or irregular variances, losses, shortages, or thefts of political subdivision funds or property but recognizes that relatively small items may not justify the cost of the involvement of the State Board of Accounts:


Now, therefore, the Board of Trustees "Board" directs as follows:

1. All erroneous or irregular variances, losses, shortages, or thefts of Indiana School of Excellence DBA Xavier School of Excellence funds or property shall be reported to the Business Manager or his/her designee promptly.
2. It will be the policy of Xavier School of Excellence to report to the State Board of Accounts any erroneous or irregular variances, losses, shortages, or thefts of cash in excess of \$500.00 as a single occurrence or multiple occurrences, except for inadvertent clerical errors that are identified timely and promptly corrected with no loss to the Indiana School of Excellence DBA Xavier School of Excellence.
3. It will be the policy of Xavier School of Excellence to report to the State Board of Accounts any erroneous, or irregular variances, losses, shortages, or thefts of non-cash items in excess of \$5000 as a single occurrence or multiple occurrences, except for those resulting from inadvertent clerical errors or misplacements that are identified timely and promptly corrected with no loss to the Indiana School of Excellence DBA Xavier School of Excellence.
4. Indiana Schools of Excellence DBA Xavier School of Excellence reserves the right to report any and all occurrences of irregular variances, losses, shortages, or thefts of Indiana School of Excellence DBA Xavier School of Excellence cash or non-cash items to the State Board of Accounts and other authorities regardless of the amount.
5. All Indiana School of Excellence DBA Xavier School of Excellence elected officials, and all Indiana School of Excellence DBA Xavier School of Excellence employees and volunteers are directed to comply with this policy.

Adopted this 20 Day of December, 2017



Board President



Board Secretary



STATE OF INDIANA

AN EQUAL OPPORTUNITY EMPLOYER

STATE BOARD OF ACCOUNTS
302 WEST WASHINGTON STREET
ROOM E418
INDIANAPOLIS, INDIANA 46204-2765

Telephone: (317) 232-2513

Fax: (317) 232-4711

Web Site: www.in.gov/sboa

AMENDED STATE EXAMINER DIRECTIVE 2015-6

Date: April 7, 2016

Subject: Materiality threshold for reporting irregular variances, losses, shortages, and thefts

Authority: Ind. Code § 5-11-1-10; Ind. Code § 5-11-1-21; Ind. Code § 5-11-1-27

Application: This Directive applies to all political subdivisions

From: Paul D. Joyce, CPA, State Examiner

For purposes of this directive, "political subdivision" means all counties, townships, cities, towns, school corporations, library districts, fire protection districts, public transportation corporations, local hospital authorities or corporations, local airport authority districts, special service districts, special taxing districts, and other separate local governmental entities that may sue and be sued. Ind. Code § 5-11-1-27(d); Ind. Code § 5-11-10.5-1.

Indiana Code § 5-11-1-27(j) states:

All erroneous or irregular material variances, losses, shortages, or thefts of political subdivision funds or property shall be reported immediately to the state board of accounts. For all material variances, losses, shortages, or thefts, the state board of accounts shall:

- (1) determine the amount of funds involved and report the amount to the appropriate government and law enforcement officials;
- (2) determine the internal control weakness that contributed to or caused the condition; and
- (3) make written recommendations to the appropriate legislative body or appropriate official overseeing the internal control system addressing:
 - (A) the method of correcting the condition; and
 - (B) the necessary internal control policies and internal control procedures that must be modified to prevent a recurrence of the condition.

A. Materiality Threshold for Political Subdivisions.

In general, each political subdivision must develop their own policy on materiality because the causes of irregular variances, losses, shortages, and thefts are as broad and varied as the political subdivisions in which the incidents occur. For example, a \$500 variance in Fort Wayne is not necessarily as concerning

Indiana Schools of Excellence, Inc

Budget Profit & Loss

July 2017 - June 2018

	Budget	Budget	Budget	Budget	Budget	Budget	Budget	Budget	Budget	Budget	Budget	Budget	Budget	Budget
	Jul-17	Aug-17	Sep-17	Oct-17	Nov-17	Dec-17	Jan-18	Feb-18	Mar-18	Apr-18	May-18	Jun-18	Total 17 - 18	
Ordinary Income/Expense														
Income														
1760000 · PRN - Fundraising Net														-
1510000 · Interest on Investments														-
1611000 · School Lunch Program			1,700	1,000	1,000	550	1,000	1,000	1,000	500	1,000			8,750
1741000 · Student Fees														-
1742000 · Other Fees														-
1800000 · Student Activity Fees														-
1999000 · Other			51,000			50,000		13,000	15,000			30,000		159,000
3111000 · Basic Grant	118,743	118,743	118,743	118,743	95,634	95,634	111,040	111,040	111,040	111,040	111,040	111,040		1,332,478
3910000 · Textbook Reimbursements								15,000						15,000
4291000 · Federal School Lunch Reimb			20,000	13,000	13,000	10,000	10,500	12,000	13,500	8,000	10,500			110,500
3255000 · Special Education Grant	10,584	10,584	10,584	10,584	10,584	30,584	15,584	15,584	15,584	15,584	15,584	15,584		177,008
4514000 · Title I 12-13			16,800	16,800	16,800	16,800	16,800	16,800	16,800	16,800	16,800	16,800		168,000
Total Income	129,327	129,327	218,827	160,127	137,018	203,568	154,924	184,424	172,924	151,924	154,924	173,424		1,970,736
Gross Profit	129,327	129,327	218,827	160,127	137,018	203,568	154,924	184,424	172,924	151,924	154,924	173,424		1,970,736

Indiana Schools of Excellence, Inc
Budget Profit & Loss
 July 2017 - June 2018

	Budget	Budget	Budget	Budget	Budget	Budget	Budget	Budget	Budget	Budget	Budget	Budget	Budget
	Jul-17	Aug-17	Sep-17	Oct-17	Nov-17	Dec-17	Jan-18	Feb-18	Mar-18	Apr-18	May-18	Jun-18	Total 17 - 18
Expense													
1 - Education Direct													
11 - Direct Education Wages													
1110110 - Elementary Certified Salaries	35,307	35,307	52,961	35,307	35,307	35,307	35,307	35,307	52,961	35,307	35,307	35,307	458,991
1261110 - Special Education Cert Salary	2,627	2,627	3,941	2,627	2,627	2,627	2,627	2,627	3,941	2,627	2,627	2,627	34,156
1110120 - Elementary-NonCertified Salary	10,945	10,945	16,417	10,945	10,945	10,945	10,945	10,945	16,417	10,945	10,945	10,945	142,282
1261120 - Special Education NC Salary	-	-	-	-	-	-	-	-	-	-	-	-	-
Total 11 - Direct Education Wages	48,879	48,879	73,319	48,879	48,879	48,879	48,879	48,879	73,319	48,879	48,879	48,879	635,429
12 - Direct Education Payroll Taxes													
1110211 - Elem-Payroll Taxes-Non Cert	837	837	1,256	837	837	837	837	837	1,256	837	837	837	10,885
1261211 - Special Education NC Taxes	-	-	-	-	-	-	-	-	-	-	-	-	-
1110212 - Elem-Payroll Taxes-Certified	2,701	2,701	4,051	2,701	2,701	2,701	2,701	2,701	4,051	2,701	2,701	2,701	35,113
1261212 - Special Education Taxes Cert	201	201	301	201	201	201	201	201	301	201	201	201	2,613
1110230 - Elementary Unemploy Insurance	347	347	521	347	347	347	347	347	521	347	347	347	4,513
1261230 - Special Ed. Unemployment Ins	18	18	27	18	18	18	18	18	27	18	18	18	238
Total 12 - Direct Education Payroll Taxes	4,105	4,105	6,157	4,105	4,105	4,105	4,105	4,105	6,157	4,105	4,105	4,105	53,361
13 - Direct Education EE Benefits													
1110214 - Elementary PERF	1,226	1,226	1,839	1,226	1,226	1,226	1,226	1,226	1,839	1,226	1,226	1,226	15,936
1110216 - Elementary ISTRF	2,563	2,563	3,845	2,563	2,563	2,563	2,563	2,563	3,845	2,563	2,563	2,563	33,320
1261216 - Special Education ISTRF	-	-	-	-	-	-	-	-	-	-	-	-	-
1261216 - Special Education ISTRF	197	197	296	197	197	197	197	197	296	197	197	197	2,562
1110222 - Elementary Employee Insurance	7,219	7,219	10,829	7,219	7,219	7,219	7,219	7,219	10,829	7,219	7,219	7,219	93,848
1261222 - Special Education Health Ins	420	420	631	420	420	420	420	420	631	420	420	420	5,465
1110225 - Elementary-Workers Comp Ins	763	763	1,145	763	763	763	763	763	1,145	763	763	763	9,921
1261225 - Special Education WC	43	43	65	43	43	43	43	43	65	43	43	43	564
Total 13 - Direct Education EE Benefits	12,432	12,432	18,648	12,432	12,432	12,432	12,432	12,432	18,648	12,432	12,432	12,432	161,614
1110311 - Educational Field Trip Activity	-	-	-	-	-	-	-	-	-	-	-	-	-
1110510 - ElementaryField Trip Transport	400	400	400	400	400	400	400	400	400	400	400	400	4,800
1110611 - Elem Instructional Material	-	1,000	7,000	-	-	-	-	-	-	-	-	-	8,000
1110747 - Elementary Software	2,000	-	-	-	-	-	-	-	-	-	3,000	-	5,000
1191319 - Student Testing-Pro Service	-	-	-	2,500	-	-	-	-	-	-	-	-	2,500
1261611 - Special Education Supplies	-	-	-	-	-	-	-	-	-	-	-	-	-
Total 1 - Education Direct	67,816	66,816	105,524	68,316	65,816	65,816	65,816	65,816	98,524	65,816	68,816	65,816	870,704

Indiana Schools of Excellence, Inc
Budget Profit & Loss
 July 2017 - June 2018

	Budget	Budget	Budget	Budget	Budget	Budget	Budget	Budget	Budget	Budget	Budget	Budget	Budget	Budget
	Jul-17	Aug-17	Sep-17	Oct-17	Nov-17	Dec-17	Jan-18	Feb-18	Mar-18	Apr-18	May-18	Jun-18	Total 17 - 18	
2 - Student & Staff Services													44%	
21 - Student & Staff Services Wages														
2113120 - Social Worker NonCert Salary	3,453	3,453	5,180	3,453	3,453	3,453	3,453	3,453	5,180	3,453	3,453	3,453	44,889	
2134120 - Nurse-Non-Cert Salaries	3,131	3,131	4,697	3,131	3,131	3,131	3,131	3,131	4,697	3,131	3,131	3,131	40,705	
Total 21 - Student & Staff Services Wages	6,584	6,584	9,876	6,584	6,584	6,584	6,584	6,584	9,876	6,584	6,584	6,584	85,594	
22 - Student & Staff Services PR Tax														
2113211 - Social Worker-Payroll Tax-NC	264	264	396	264	264	264	264	264	396	264	264	264	3,434	
2134211 - Nurse-Payroll Tax-NC	240	240	359	240	240	240	240	240	359	240	240	240	3,114	
2113230 - Social Worker-Unemployment Ins	18	18	27	18	18	18	18	18	27	18	18	18	238	
2134230 - Nurse-Unemployment Ins	18	18	27	18	18	18	18	18	27	18	18	18	238	
Total 22 - Student & Staff Services PR Tax	540	540	810	540	540	540	540	540	810	540	540	540	7,023	
23 - Student & Staff EE Benefits														
2113214 - Social Worker-PERF	387	387	580	387	387	387	387	387	580	387	387	387	5,028	
2134214 - Nurse- PERF	351	351	526	351	351	351	351	351	526	351	351	351	4,559	
2113222 - Social Worker Employee Ins	552	552	829	552	552	552	552	552	829	552	552	552	7,182	
2134222 - Nurse-Employee Insurance	501	501	751	501	501	501	501	501	751	501	501	501	6,513	
2113225 - Social Worker-Workers Comp Ins	57	57	85	57	57	57	57	57	85	57	57	57	741	
2134225 - Nurse-Workers Comp Ins	52	52	77	52	52	52	52	52	77	52	52	52	672	
Total 23 - Student & Staff EE Benefits	1,900	1,900	2,849	1,900	1,900	1,900	1,900	1,900	2,849	1,900	1,900	1,900	24,694	
2134611 - Nurse-Supplies	42	42	42	42	42	42	42	42	42	42	42	42	500	
2142319 - Psychological Testing-Prof Svc	-	-	200	200	200	200	200	200	200	200	200	-	1,800	
2152319 - Speech Pathology-Prof Service	-	-	2,600	2,600	2,600	2,600	2,600	2,600	2,600	2,600	2,600	-	23,400	
2162319 - Occupational Therapy Services	-	-	200	200	200	200	200	200	200	200	200	-	1,800	
2199611 - Student Svcs-Operation Supplies	-	1,800	-	-	-	-	-	-	-	-	-	-	1,800	
2212312 - Instr Curr Devel Progr Improv	-	-	-	-	-	-	-	-	-	-	-	-	-	
2212319 - Instr Curr Devel Prof Service	-	-	-	-	-	-	-	-	-	-	-	-	-	
2213312 - Instr Staff Train-Progr Improv	-	3,000	-	-	-	-	-	-	-	-	-	-	3,000	
2213319 - Instr Staff Train-Prof Service	-	-	-	-	-	-	-	-	-	-	5,000	-	5,000	
2213580 - Instr Staff Train Travel	-	-	-	-	-	-	-	-	-	-	-	6,000	6,000	
2213611 - Instr. Staff Train supplies	500	-	-	-	-	-	-	-	-	-	-	-	500	
Total 2 - Student & Staff Services	9,566	13,866	16,578	12,066	12,066	12,066	12,066	12,066	16,578	12,066	17,066	15,066	161,111	

Indiana Schools of Excellence, Inc

Budget Profit & Loss

July 2017 - June 2018

	Budget	Budget	Budget	Budget	Budget	Budget	Budget	Budget	Budget	Budget	Budget	Budget	Budget	Budget
	Jul-17	Aug-17	Sep-17	Oct-17	Nov-17	Dec-17	Jan-18	Feb-18	Mar-18	Apr-18	May-18	Jun-18	Total 17 - 18	
3 - Food Services														8%
3120120 - Food Prep- Non Cert Salaries	-	-	-	-	-	-	-	-	-	-	-	-	-	-
3120211 - Food Prep-Non Cert Taxes	-	-	-	-	-	-	-	-	-	-	-	-	-	-
3120225 - Food Prep- Workers Comp	-	-	-	-	-	-	-	-	-	-	-	-	-	-
3120230 - Food Prep-unemployment	-	-	-	-	-	-	-	-	-	-	-	-	-	-
3120319 - Food Prep-DispProfessional Svc	-	-	7,300	7,300	7,300	7,300	7,300	7,300	7,300	7,300	7,300	7,300	-	65,700
3120420 - Food Prep-Cleaning Supplies	-	-	50	50	50	50	50	50	50	50	50	50	-	450
3120430 - Food Prep-Disp-Repairs & Maint	-	-	200	200	200	200	200	200	200	200	200	200	-	1,800
3120611 - Food Prep-Disp-Supplies	-	-	200	200	200	200	200	200	200	200	200	200	-	1,800
3140614 - Food Prep-Purchase Food	-	-	7,777	7,777	7,777	7,777	7,777	7,777	7,777	7,777	7,777	7,777	-	69,993
Total 3 - Food Services	-	-	15,527	15,527	15,527	15,527	15,527	15,527	15,527	15,527	15,527	15,527	-	139,743

Indiana Schools of Excellence, Inc
Budget Profit & Loss
 July 2017 - June 2018

	Budget	Budget	Budget	Budget	Budget	Budget	Budget	Budget	Budget	Budget	Budget	Budget	Budget	Budget
	Jul-17	Aug-17	Sep-17	Oct-17	Nov-17	Dec-17	Jan-18	Feb-18	Mar-18	Apr-18	May-18	Jun-18	Total 17 - 18	
4 - Administrative													7%	
41 - Administrative Wages														
2321110 - Gen Admin-Certified Salary	9,615	9,615	14,423	9,615	9,615	9,615	9,615	9,615	14,423	9,615	9,615	9,615	125,000	
2410120 - Sch Admin-NonCertified Salary	2,769	2,769	4,154	2,769	2,769	2,769	2,769	2,769	4,154	2,769	2,769	2,769	36,000	
2516120 - Financial Acctg-NCERT Salary	5,000	5,000	7,500	5,000	5,000	5,000	5,000	5,000	7,500	5,000	5,000	5,000	65,000	
2660120 - Security Wages	-	-	-	-	-	-	-	-	-	-	-	-	-	
Total 41 - Administrative Wages	17,385	17,385	26,077	17,385	17,385	17,385	17,385	17,385	26,077	17,385	17,385	17,385	226,000	
42 - Administrative - PR Taxes														
2321212 - Gen Admin-Payroll TaxCertified	736	736	1,103	736	736	736	736	736	1,103	736	736	736	9,563	
2321230 - Gen Admin-Unemployment Ins	37	37	55	37	37	37	37	37	55	37	37	37	475	
2410211 - Sch Admin-Payroll Tax-Non Cert	212	212	318	212	212	212	212	212	318	212	212	212	2,754	
2410230 - Sch Admin-Unemployment Ins	37	37	55	37	37	37	37	37	55	37	37	37	475	
2516211 - Financial Acctg-NCERT Taxes	383	383	574	383	383	383	383	383	574	383	383	383	4,973	
2516230 - Financial Acctg-Unemploy Ins	18	18	27	18	18	18	18	18	27	18	18	18	238	
2660211 - Security Payroll Taxes	-	-	-	-	-	-	-	-	-	-	-	-	-	
2660230 - Security Unemployment Taxes	-	-	-	-	-	-	-	-	-	-	-	-	-	
Total 42 - Administrative - PR Taxes	1,421	1,421	2,132	1,421	1,421	1,421	1,421	1,421	2,132	1,421	1,421	1,421	18,477	
43 - Administrative EE Benefits														
2410216 - Sch Admin - ISTRF														
2321216 - Gen Admin - ISTRF	721	721	1,082	721	721	721	721	721	1,082	721	721	721	9,375	
2410214 - Sch Admin-PERF	-	-	-	-	-	-	-	-	-	-	-	-	-	
2321222 - Gen Admin-Employee Insurance	554	554	831	554	554	554	554	554	831	554	554	554	7,200	
2410222 - Sch Admin-Employee Insurance	-	-	-	-	-	-	-	-	-	-	-	-	-	
2516222 - Financial Acctg Employee Ins	800	800	1,200	800	800	800	800	800	1,200	800	800	800	10,400	
2321225 - Gen Admin-Workers Comp Ins	159	159	238	159	159	159	159	159	238	159	159	159	2,063	
2410225 - Sch Admin-Workers Comp Ins	46	46	69	46	46	46	46	46	69	46	46	46	594	
2516225 - Financial - Work Comp	83	83	124	83	83	83	83	83	124	83	83	83	1,073	
2660225 - Security - Work Comp	-	-	-	-	-	-	-	-	-	-	-	-	-	
Total 43 - Administrative EE Benefits	2,362	2,362	3,543	2,362	2,362	2,362	2,362	2,362	3,543	2,362	2,362	2,362	30,704	
2321319 - Gen Admin-Professional Service	2,300	2,300	2,300	2,300	2,300	2,300	2,300	2,300	2,300	2,300	2,300	2,300	27,600	
2321531 - Gen Admin-Telephone	100	100	100	100	100	100	100	100	100	100	100	100	1,200	
2322593 - Comm Relation-Recruitment	10	10	10	10	10	10	10	10	10	10	10	10	120	
2410319 - School-Other Professional Fees	-	-	-	-	-	-	-	-	-	-	-	-	-	
2236744 - Network Support-Connectivity	250	250	250	250	250	250	250	250	250	250	250	250	3,000	
2236319 - Network Support-Prof Service	3,775	3,775	3,775	3,775	3,775	3,775	3,775	3,775	3,775	3,775	3,775	3,775	45,300	
2410531 - Sch Admin-Telephone	400	400	400	400	400	400	400	400	400	400	400	400	4,800	
2410532 - Sch Admin-Postage	-	-	-	-	-	-	-	-	-	-	-	-	-	
2410550 - Sch Admin-Printing and Copying	1,000	1,000	1,000	1,000	1,000	1,000	1,000	1,000	1,000	1,000	1,000	1,000	12,000	
2410611 - Sch Admin-Office Supplies	400	400	400	400	400	400	400	400	400	400	400	400	4,800	
2515314 - Payroll Service-Billing Fees	225	225	375	225	225	225	375	225	375	225	225	225	3,150	
2515319 - Payroll Prof Services	-	-	-	-	-	-	-	-	-	-	-	-	-	
2516319 - Financial Acct-Professional Svc	1,975	1,975	1,975	1,975	3,475	1,975	1,975	1,975	1,975	1,975	1,975	1,975	25,200	
5920871 - Bank Account Service Charges	-	-	-	-	-	-	-	-	-	-	-	-	-	
2660312 - Security Srv Contract Srv	260	260	390	260	260	260	260	260	390	260	260	260	3,380	
2670520 - Insurance-(non-vehicle)	1,975	1,975	1,975	1,975	1,975	1,975	1,975	1,975	1,975	1,975	1,975	1,975	23,700	
Total 4 - Administrative	33,838	33,838	44,702	33,838	35,338	33,838	33,988	33,838	44,702	33,838	33,838	33,838	429,430	

Indiana Schools of Excellence, Inc
Budget Profit & Loss
 July 2017 - June 2018

	Budget	Budget	Budget	Budget	Budget	Budget	Budget	Budget	Budget	Budget	Budget	Budget	Budget	Budget
	Jul-17	Aug-17	Sep-17	Oct-17	Nov-17	Dec-17	Jan-18	Feb-18	Mar-18	Apr-18	May-18	Jun-18	Total 17 - 18	
5 - Maintenance Services													22%	
5.11 - Wage Expenses														
2620120 - Maint Bldg-NonCertified Salary	5,307	5,307	7,961	5,307	5,307	5,307	5,307	5,307	7,961	5,307	5,307	5,307	68,994	
2620211 - Maint Bldg-Payroll Taxes-NC	406	406	609	406	406	406	406	406	609	406	406	406	5,278	
2620222 - Maint Bldg - Employee Insurnace	369	369	554	369	369	369	369	369	554	369	369	369	4,799	
2620225 - Maint Bldg - Work Comp	265	265	398	265	265	265	265	265	398	265	265	265	3,450	
2620230 - Maint Bldg-Unemployment Ins	73	73	110	73	73	73	73	73	110	73	73	73	950	
Total 5.11 - Wage Expenses	6,421	6,421	9,631	6,421	6,421	6,421	6,421	6,421	9,631	6,421	6,421	6,421	83,471	
5.1 - Utilities														
2620622 - Maint Bldg-Gas	150	150	150	150	1,000	1,500	3,500	2,500	1,500	1,000	500	500	12,600	
2620621 - Maint Bldg-Electric	3,000	3,000	3,000	3,000	3,000	3,000	3,000	3,000	3,000	3,000	3,000	3,000	36,000	
2620411 - Maint Bldg-Water	225	225	225	225	225	225	225	225	225	225	225	225	2,700	
Total 5.1 - Utilities	3,375	3,375	3,375	3,375	4,225	4,725	6,725	5,725	4,725	4,225	3,725	3,725	51,300	
2620319 - Maint Bldg-Professional Servic	40	40	40	40	40	40	40	40	40	40	40	40	480	
2620412 - Maint Bldg-Waste Removal	375	375	375	375	375	375	375	375	375	375	375	375	4,500	
2620430 - Maint Bldg-Repairs & Maint.	400	400	400	400	400	400	400	400	400	400	400	400	4,800	
2620611 - Maint Bldg-Supplies	900	900	900	900	900	900	900	900	900	900	900	900	10,800	
2630319 - Maint Ground-Professional Svc	-	-	-	-	-	500	500	500	500	-	-	-	2,000	
Total 5 - Maintenance Services	11,511	11,511	14,721	11,511	12,361	13,361	15,361	14,361	16,571	12,361	11,861	11,861	157,351	
Total Expense	122,730	126,030	197,051	141,257	141,107	140,607	142,757	141,607	191,901	139,607	147,107	126,580	1,758,339	

Indiana Schools of Excellence, Inc
Budget Profit & Loss
 July 2017 - June 2018

	Budget	Budget	Budget	Budget	Budget	Budget	Budget	Budget	Budget	Budget	Budget	Budget	Budget	Budget
	Jul-17	Aug-17	Sep-17	Oct-17	Nov-17	Dec-17	Jan-18	Feb-18	Mar-18	Apr-18	May-18	Jun-18	Total 17 - 18	
Net Ordinary Income	6,597	3,297	21,776	18,870	(4,089)	62,961	12,167	42,817	(18,977)	12,317	7,817	46,844	212,397	
Other Income/Expense													11%	
Other Expense														
6 - Other Expenses														
4600730 - Purch Move Equip-Equipment													-	
5120831 - Temp Loan-Principal Repayment	10,000	10,000	10,000	10,000	10,500	10,500	10,500	10,500	11,000	11,000	11,000	11,000	126,000	
5220832 - Temp Loan-Interest Exp Payment	9,000	9,000	9,000	9,000	9,000	9,000	8,600	8,600	8,600	8,600	8,600	8,600	105,600	
61 - Depreciation														
9000872 - Depreciation Expense - Improve	13,920	13,920	13,920	13,920	13,920	13,920	13,920	13,920	13,920	13,920	13,920	13,920	167,040	
9000730 - Depreciation Expenses - Equip	447	447	447	447	447	447	447	447	447	447	447	447	5,364	
9000741 - Depreciation Expense - Computer	1,537	1,537	1,537	1,537	1,537	1,537	1,537	1,537	1,537	1,537	1,537	1,537	18,444	
9000545 - Depreciation Expense Furn & Fix	113	113	113	113	113	113	113	113	113	113	113	113	1,356	
Total 61 - Depreciation	16,017	16,017	16,017	16,017	16,017	16,017	16,017	16,017	16,017	16,017	16,017	16,017	192,204	
Total 6 - Other Expenses	35,017	35,017	35,017	35,017	35,517	35,517	35,117	35,117	35,617	35,617	35,617	35,617	423,804	
Net Income	(28,420)	(31,720)	(13,241)	(16,147)	(39,606)	27,444	(22,950)	7,700	(54,594)	(23,300)	(27,800)	11,227	(211,407)	
													-11%	
ACTUAL CASH INFLOW (OUTFLOW)	(12,403)	(15,703)	2,776	(130)	(23,589)	43,461	(6,933)	23,717	(38,577)	(7,283)	(11,783)	27,244	(19,203)	

Indiana Schools of Excellence, Inc
Wages Budget vs. Actual 2017-2018
 July through November 2017

	TOTAL		
	Jul - Nov 17	Budget	\$ Over Budget
Ordinary Income/Expense			
Expense			
1 - Education Direct			
11 - Direct Education Wages			
1110110 - Elementary Certified Salaries	142,895.12	194,188.00	-51,292.88
1261110 - Special Education Cert Salary	33,551.23	14,449.00	19,102.23
1110120 - Elementary-NonCertified Salary	82,717.21	60,197.00	22,520.21
1261120 - Special Education NC Salary	4,687.27		
Total 11 - Direct Education Wages	263,850.83	268,834.00	-4,983.17
12 - Direct Education Payroll Taxes			
1110211 - Elem-Payroll Taxes-Non Cert	6,142.86	4,604.00	1,538.86
1110212 - Elem-Payroll Taxes-Certified	11,277.44	14,855.00	-3,577.56
1261212 - Special Education Taxes Cert	1,691.85	1,105.00	586.85
1110230 - Elementary Unemploy Insurance	1,441.70	1,909.00	-467.30
1261230 - Special Ed. Unemployment Ins	0.00	99.00	-99.00
Total 12 - Direct Education Payroll Taxes	20,553.85	22,572.00	-2,018.15
13 - Direct Education EE Benefits			
1110214 - Elementary PERF	9,169.35	6,743.00	2,426.35
1110216 - Elementary ISTRF	10,165.07	14,097.00	-3,931.93
1261214 - Special Education PERF	543.06		
1261216 - Special Education ISTRF	2,516.31	1,084.00	1,432.31
1110222 - Elementary Employee Insurance	20,454.45	39,705.00	-19,250.55
1261222 - Special Education Health Ins	-314.78	2,311.00	-2,625.78
1110225 - Elementary-Workers Comp Ins	4,291.81	4,197.00	94.81
1261225 - Special Education WC	577.68	241.00	336.68
Total 13 - Direct Education EE Benefits	47,402.95	68,378.00	-20,975.05
Total 1 - Education Direct	331,807.63	359,784.00	-27,976.37
2 - Student & Staff Services			
21 - Student & Staff Services Wages			
2113120 - Social Worker NonCert Salary	21,828.16	18,992.00	2,836.16
2134120 - Nurse-Non-Cert Salaries	7,945.11	17,222.00	-9,276.89
Total 21 - Student & Staff Services Wages	29,773.27	36,214.00	-6,440.73
22 - Student & Staff Services PR Tax			
2113211 - Social Worker-Payroll Tax-NC	1,622.58	1,452.00	170.58
2134211 - Nurse-Payroll Tax-NC	583.13	1,319.00	-735.87
2113230 - Social Worker-Unemployment Ins	0.00	99.00	-99.00
2199230 - Student Services Unemp Ins.	0.00	99.00	-99.00
Total 22 - Student & Staff Services PR Tax	2,205.71	2,969.00	-763.29
23 - Student & Staff EE Benefits			
2113214 - Social Worker-PERF	2,444.72	2,128.00	316.72
2134214 - Nurse- PERF	889.83	1,930.00	-1,040.17
2113222 - Social Worker Employee Ins	1,424.75	3,037.00	-1,612.25
2134222 - Nurse-Employee Insurance	3,929.78	2,755.00	1,174.78
2113225 - Social Worker-Workers Comp Ins	371.99	313.00	58.99
2134225 - Nurse-Workers Comp Ins	276.91	283.00	-6.09
Total 23 - Student & Staff EE Benefits	9,337.98	10,446.00	-1,108.02
Total 2 - Student & Staff Services	41,316.96	49,629.00	-8,312.04

Indiana Schools of Excellence, Inc
Wages Budget vs. Actual 2017-2018
 July through November 2017

	TOTAL		
	Jul - Nov 17	Budget	\$ Over Budget
4 - Administrative			
41 - Administrative Wages			
2321110 - Gen Admin-Certified Salary	41,366.97	52,883.00	-11,516.03
2410120 - Sch Admin-NonCertified Salary	33,239.29	15,230.00	18,009.29
2516120 - Financial Acctg-NCERT Salary	35,342.05	27,500.00	7,842.05
Total 41 - Administrative Wages	109,948.31	95,613.00	14,335.31
42 - Administrative - PR Taxes			
2321212 - Gen Admin-Payroll TaxCertified	3,280.94	4,047.00	-766.06
2321230 - Gen Admin-Unemployment Ins	0.00	198.00	-198.00
2410211 - Sch Admin-Payroll Tax-Non Cert	2,390.27	1,166.00	1,224.27
2410230 - Sch Admin-Unemployment Ins	124.08	203.00	-78.92
2516211 - Financial Acctg-NCERT Taxes	2,495.00	2,106.00	389.00
2516230 - Financial Acctg-Unemploy Ins	237.49	99.00	138.49
Total 42 - Administrative - PR Taxes	8,527.78	7,819.00	708.78
43 - Administrative EE Benefits			
2410216 - Sch Admin - ISTRF	1,210.14		
2321216 - Gen Admin - ISTRF	3,246.84	3,966.00	-719.16
2410214 - Sch Admin-PERF	706.28		
2321222 - Gen Admin-Employee Insurance	-606.63	3,047.00	-3,653.63
2410222 - Sch Admin-Employee Insurance	3,488.75		
2516222 - Financial Acctg Employee Ins	8,067.86	4,400.00	3,667.86
2321225 - Gen Admin-Workers Comp Ins	717.68	874.00	-156.32
2410225 - Sch Admin-Workers Comp Ins	652.88	253.00	399.88
2516225 - Financial - Work Comp	724.54	456.00	268.54
Total 43 - Administrative EE Benefits	18,208.34	12,996.00	5,212.34
Total 4 - Administrative	136,684.43	116,428.00	20,256.43
5 - Maintenance Services			
5.11 - Wage Expenses			
2620120 - Maint Bldg-NonCertified Salary	24,091.72	29,189.00	-5,097.28
2620211 - Maint Bldg-Payroll Taxes-NC	1,775.17	2,233.00	-457.83
2620222 - Maint Bldg - Employee Insurnace	1,300.60	2,030.00	-729.40
2620225 - Maint Bldg - Work Comp	442.59	1,458.00	-1,015.41
2620230 - Maint Bldg-Unemployment Ins	237.35	402.00	-164.65
Total 5.11 - Wage Expenses	27,847.43	35,312.00	-7,464.57
Total 5 - Maintenance Services	27,847.43	35,312.00	-7,464.57
Total Expense	537,656.45	561,153.00	-23,496.55
Net Ordinary Income	-537,656.45	-561,153.00	23,496.55
Net Income	-537,656.45	-561,153.00	23,496.55

Xavier School of Excellence, Inc
Board Financial Reports
November 30, 2017

Indiana Schools of Excellence, Inc
Ball State Formulas for Financial Measurements

Ball State-Financial Performance Framework spreadsheet		10/31/2017		11/30/2017	
1.a	A/B Current Ratio		0.278		0.270
1.b	C/B Cash to Current Liabilities (Quick Ratio)		0.107		0.119
1.c	D/((E-F)/365 Unrestricted Days Cash		37.585		39.158
1.d	H/G Enrollment Variance		95%		94%
1.e	Default				
2.a	J/K : Z3b/X3b Total Margin		(0.0606) (0.0853)		(0.0677) (0.0857)
2.b	O/P Debt to Asset Ratio		1.270		1.282
2.c	S-Q : S-R Cash Flow		(33,797) (24,654)		(17,955) 6,699
2.d	(J+F+V)/W Debt Service Coverage Ratio		0.263		0.721
financial Performance framework - Data Points					
A	Current Assets	10/31/2017	143,426	11/30/2017	141,123
B	Current Liabilities	10/31/2017	516,306	11/30/2017	523,505
C	Cash	10/31/2017	55,368	11/30/2017	62,066
D	Unrestricted Cash	10/31/2017	55,368	11/30/2017	62,066
E	Total epxenses	10/31/2017	601,772	11/30/2017	756,518
F	depreciation expenses	10/31/2017	64,072	11/30/2017	177,980
G	Enrollment Projections	2017-2018	204	2017-2018	204
H	actual enrollment	8/9/2017	194	8/9/2017	191
I	Default				
J	Net Income	10/31/2017	(40,217)	11/30/2017	(56,030)
K	total revenue	10/31/2017	663,697	11/30/2017	828,014
L	Aggregate total Margin				
M	total 3 Year Net Income Total 3 Year Revenues				
N	Total 3 year Revenues				
O	total Liabilities	10/31/2017	2,195,107	11/30/2017	2,192,599
P	Total Assets	10/31/2017	1,728,168	11/30/2017	1,709,847
Q	Year 1 total Cash	6/30/2016	89,165	6/30/2016	80,022
R	Year 2 total Cash	6/30/2017	80,022	6/30/2017	55,368
S	Year 3 total Cash	10/31/2017	55,368	11/30/2017	62,066
T	depreciation expenses	10/31/2017	64,072	11/30/2017	177,980
U	Interest				
V	Interest Expense	10/31/2017	38,070	11/30/2017	47,436
W	annual Principal, Interest and Lease Payments	10/31/2017	235,218	11/30/2017	234,934
		Total last 3 Years (b)		Total last 3 Years (b)	
Z1	Net Income	2016	(296,249)	2016	(296,249)
Z2	Net Income	2017	(86,388)	2017	(86,388)
Z3	Net Income	10/31/2017	(40,217) (422,854)	11/30/2017	(56,030) (438,667)
X1	Total Revenues	2016	2,257,971	2016	2,257,971
X2	Total Revenues	2017	2,034,835	2017	2,034,835
X3	Total Revenues	10/31/2017	663,697 4,956,503	11/30/2017	828,014 5,120,820

Indiana Schools of Excellence, Inc
Balance Sheet

As of November 30, 2017

	Jun 30, 17	Jul 31, 17	Aug 31, 17	Sep 30, 17	Oct 31, 17	Nov 30, 17
ASSETS						
Current Assets						
Checking/Savings						
8090000 · Notre Dame General Checking	(5,118.77)	22,305.67	15,593.03	34,709.28	10,334.47	24,263.39
8000000 · Notre Dame Gen Payroll	232.15	254.09	36,499.86	8,105.62	7,641.09	487.73
8040000 · Notre Dame St Act Checking	32,664.52	32,666.35	32,667.98	32,670.02	32,855.58	32,857.65
8050000 · Board Reserve NDFCU Savings	272.13	272.13	272.13	272.13	272.13	272.13
8060000 · Notre Dame - PRN Account	4,208.50	4,008.50	3,315.36	3,448.26	3,448.26	3,369.18
8070000 · Notre Dame - ISE	516.30	516.30	516.30	516.30	516.30	516.30
8100000 · Petty Cash	300.00	300.00	300.00	300.00	300.00	300.00
Total Checking/Savings	33,074.83	60,323.04	89,164.66	80,021.61	55,367.83	62,066.38
Accounts Receivable						
11000 · Accounts Receivable	34,927.52	34,927.52	34,927.52	34,927.52	47,993.58	47,993.58
Total Accounts Receivable	34,927.52	34,927.52	34,927.52	34,927.52	47,993.58	47,993.58
Other Current Assets						
107 · Payroll Clearing	-	-	-	-	-	600.00
8300000 · Grants Receivable	61,097.10	-	-	-	38,240.51	13,004.89
8400000 · PrePaid Expenses	4,400.00	20,638.21	12,710.37	18,773.14	13,909.76	16,477.72
8900000 · Security Deposits	980.18	980.18	980.18	980.18	980.18	980.18
Total Other Current Assets	66,477.28	21,618.39	13,690.55	19,753.32	53,130.45	31,062.79
Total Current Assets	134,479.63	116,868.95	137,782.73	134,702.45	156,491.86	141,122.75
Fixed Assets						
8720000 · Structures and Improvements	2,626,850.93	2,626,850.93	2,626,850.93	2,626,850.93	2,626,850.93	2,626,850.93
8730000 · Equipment	284,388.02	284,388.02	284,388.02	284,388.02	284,388.02	284,388.02
8740000 · Computer Equipment	408,662.22	408,662.22	408,662.22	408,662.22	408,662.22	408,662.22
8750000 · Furniture and Fixtures	116,496.74	116,496.74	116,496.74	116,496.74	116,496.74	116,496.74
7 · Accumulated Depreciation	(1,787,583.64)	(1,803,601.71)	(1,819,619.78)	(1,835,637.85)	(1,851,655.92)	(1,867,673.99)
Total Fixed Assets	1,648,814.27	1,632,796.20	1,616,778.13	1,600,760.06	1,584,741.99	1,568,723.92
TOTAL ASSETS	1,783,293.90	1,749,665.15	1,754,560.86	1,735,462.51	1,741,233.85	1,709,846.67

Indiana Schools of Excellence, Inc Balance Sheet

As of November 30, 2017

	Jun 30, 17	Jul 31, 17	Aug 31, 17	Sep 30, 17	Oct 31, 17	Nov 30, 17
LIABILITIES & EQUITY						
Liabilities						
Current Liabilities						
Accounts Payable						
9010000 · Accounts Payable-Other	39,095.53	70,942.17	56,548.26	83,298.98	73,259.96	70,411.94
9012000 · Accounts Payable-FSP	208,577.71	208,577.71	208,577.71	208,169.91	208,169.91	209,594.91
Total Accounts Payable	247,673.24	279,519.88	265,125.97	291,468.89	281,429.87	280,006.85
Other Current Liabilities						
9000000 · Payroll Liability	127,309.03	127,309.03	127,309.03	127,309.03	127,309.03	127,309.03
9000230 · Child Support 1	-	-	-	-	20.00	40.00
9000232 · Federal Tax withholding	-	-	-	7,767.48	7,485.46	-
9000233 · IN State & County Tax WH	3,397.00	4,949.95	3,282.34	5,244.12	3,098.37	3,177.47
9000235 · State Unemployment Taxes	1,697.68	222.36	512.21	1,343.62	390.66	707.32
9250000 · TRF Payable	2,082.06	4,365.57	-	-	-	-
9260000 · PERF Payable	1,822.84	3,053.40	-	-	-	-
9400000 · Current Portion-Long Term Debt	112,264.00	112,264.00	112,264.00	112,264.00	112,264.00	112,264.00
Total Other Current Liabilities	248,572.61	252,164.31	243,367.58	253,928.25	250,567.52	243,497.82
Total Current Liabilities	496,245.85	531,684.19	508,493.55	545,397.14	531,997.39	523,504.67
Long Term Liabilities						
6100262 · Loan Payable United Bank	287,522.98	281,282.52	275,048.95	268,808.49	262,526.52	256,244.55
6100263 · Loan Payable-IFF Bldg	1,500,000.00	1,500,000.00	1,500,000.00	1,500,000.00	1,500,000.00	1,500,000.00
6100264 · Loan Payable-CSDC Bldg	42,236.11	38,811.67	35,387.23	31,962.79	28,538.35	25,113.91
6100265 · Less Current Portion	(112,264.00)	(112,264.00)	(112,264.00)	(112,264.00)	(112,264.00)	(112,264.00)
Total Long Term Liabilities	1,717,495.09	1,707,830.19	1,698,172.18	1,688,507.28	1,678,800.87	1,669,094.46
Total Liabilities	2,213,740.94	2,239,514.38	2,206,665.73	2,233,904.42	2,210,798.26	2,192,599.13
Equity						
30000 · Opening Balance Equity	(153,062.06)	(153,062.06)	(153,062.06)	(153,062.06)	(153,062.06)	(153,062.06)
32000 · Unrestricted Net Assets	(609,054.02)	(686,616.81)	(686,616.81)	(686,616.81)	(686,616.81)	(686,616.81)
9800000 · Due From (To) Debt Service Fd	73,687.20	83,762.66	93,831.23	103,906.69	114,023.66	124,140.63
9810000 · Due From Fixed Asset Fund	(40,312.75)	(40,312.75)	(40,312.75)	(40,312.75)	(40,312.75)	(40,312.75)
9900000 · Fund Balance-XSE	375,857.38	375,857.38	379,581.66	379,581.66	379,581.66	379,581.66
Net Income	(77,562.79)	(69,477.65)	(45,526.14)	(101,938.64)	(83,178.11)	(106,483.13)
Total Equity	(430,447.04)	(489,849.23)	(452,104.87)	(498,441.91)	(469,564.41)	(482,752.46)
TOTAL LIABILITIES & EQUITY	1,783,293.90	1,749,665.15	1,754,560.86	1,735,462.51	1,741,233.85	1,709,846.67

Indiana Schools of Excellence, Inc
Profit & Loss Budget vs. Actual 2017-2018
July through November 2017

	TOTAL					
	Nov 17	Budget	\$ Over Budget	Jul - Nov 17	Budget	\$ Over Budget
Ordinary Income/Expense						
Income						
1760000 · PRN - Fundraising Net	(79.08)		(79.08)	(382.63)		(382.63)
1510000 · Interest on Investments	5.15		5.15	28.66		28.66
1611000 · School Lunch Program	526.24	1,000.00	(473.76)	2,782.15	3,700.00	(917.85)
1800000 · Student Activity Fees	(1,192.50)		(1,192.50)	(509.17)		(509.17)
1999000 · Other	5,693.15	-	5,693.15	86,273.70	51,000.00	35,273.70
3111000 · Basic Grant	95,633.75	118,743.00	(23,109.25)	570,604.75	593,715.00	(23,110.25)
4291000 · Federal School Lunch Reimb	10,500.00	13,000.00	(2,500.00)	49,385.08	46,000.00	3,385.08
3255000 · Special Education Grant	10,584.00	10,584.00	-	52,920.00	52,920.00	-
4229000 · Title II Part A	-		-	15,666.00		15,666.00
4514000 · Title I 12-13	13,004.89	16,800.00	(3,795.11)	51,245.40	50,400.00	845.40
Total Income	134,675.60	160,127.00	(25,451.40)	828,013.94	797,735.00	30,278.94
Gross Profit	134,675.60	160,127.00	(25,451.40)	828,013.94	797,735.00	30,278.94
Expense						
1 · Education Direct						
11 · Direct Education Wages	41,611.99	48,879.00	(7,267.01)	263,850.83	268,834.00	(4,983.17)
12 · Direct Education Payroll Taxes	3,311.91	4,104.00	(792.09)	20,553.85	22,572.00	(2,018.15)
13 · Direct Education EE Benefits	6,331.99	12,435.00	(6,103.01)	52,235.48	68,378.00	(16,142.52)
1110311 · Educational Field Trip Activity	-		-	390.00		390.00
1110510 · ElementaryField Trip Transport	-	400.00	(400.00)	510.00	2,000.00	(1,490.00)
1110611 · Elem Instructional Material	27.00	-	27.00	3,335.72	8,000.00	(4,664.28)
1110747 · Elementary Software	-	-	-	-	2,000.00	(2,000.00)
1191319 · Student Testing-Pro Service	-	-	-	1,080.00	2,500.00	(1,420.00)
Total 1 · Education Direct	51,282.89	65,818.00	(14,535.11)	341,955.88	374,284.00	(32,328.12)
2 · Student & Staff Services						
21 · Student & Staff Services Wages	3,299.15	6,585.00	(3,285.85)	29,773.27	36,214.00	(6,440.73)
22 · Student & Staff Services PR Tax	243.79	540.00	(296.21)	2,205.71	2,969.00	(763.29)
23 · Student & Staff EE Benefits	2,014.39	1,898.00	116.39	11,075.25	10,446.00	629.25
2134611 · Nurse-Supplies	77.40	41.00	36.40	77.40	206.00	(128.60)
2142319 · Psychological Testing-Prof Svc	-	200.00	(200.00)	1,680.00	600.00	1,080.00
2152319 · Speech Pathology-Prof Service	6,160.00	2,600.00	3,560.00	11,060.00	7,800.00	3,260.00
2162319 · Occupational Therapy Services	360.00	200.00	160.00	1,495.00	600.00	895.00
2199611 · Student Svcs-Operation Supplies	-	-	-	1,861.50	1,800.00	61.50
2212312 · Instr Curr Devel Progr Improv	-		-	1,180.54		1,180.54
2213312 · Instr Staff Train-Progr Improv	-	-	-	150.00	3,000.00	(2,850.00)
2213319 · Instr Staff Train-Prof Service	1,180.00		1,180.00	1,180.00		1,180.00
2213580 · Instr Staff Train Travel	659.88		659.88	882.88		882.88
2213611 · Instr. Staff Train supplies	-	-	-	-	500.00	(500.00)
Total 2 · Student & Staff Services	13,994.61	12,064.00	1,930.61	62,621.55	64,135.00	(1,513.45)
3 · Food Services						
3120319 · Food Prep-DispProfessional Svc	6,800.00	7,300.00	(500.00)	25,806.11	21,900.00	3,906.11
3120420 · Food Prep-Cleaning Supplies	100.00	50.00	50.00	309.89	150.00	159.89
3120430 · Food Prep-Disp-Repairs & Maint	100.00	200.00	(100.00)	100.00	600.00	(500.00)
3120611 · Food Prep-Disp-Supplies	25.00	200.00	(175.00)	1,896.76	600.00	1,296.76
3140614 · Food Prep-Purchase Food	4,900.00	7,777.00	(2,877.00)	27,026.93	23,331.00	3,695.93
Total 3 · Food Services	11,925.00	15,527.00	(3,602.00)	55,139.69	46,581.00	8,558.69

Indiana Schools of Excellence, Inc
Profit & Loss Budget vs. Actual 2017-2018
July through November 2017

	TOTAL					
	Nov 17	Budget	\$ Over Budget	Jul - Nov 17	Budget	\$ Over Budget
4 - Administrative						
41 - Administrative Wages	17,917.43	17,384.00	533.43	109,948.31	95,613.00	14,335.31
42 - Administrative - PR Taxes	1,363.09	1,418.00	(54.91)	8,527.78	7,819.00	708.78
43 - Administrative EE Benefits	4,528.38	2,363.00	2,165.38	22,134.34	12,996.00	9,138.34
2321319 - Gen Admin-Professional Service	4,861.04	2,300.00	2,561.04	18,466.12	11,500.00	6,966.12
2321531 - Gen Admin-Telephone	-	100.00	(100.00)	720.00	500.00	220.00
2321532 - Genl Admin-Postage	97.64	-	97.64	222.18	-	222.18
2322540 - Comm Relation-Advertise	-	-	-	1,084.65	-	1,084.65
2322593 - Comm Relation-Recruitment	-	10.00	(10.00)	-	50.00	(50.00)
2410319 - School-Other Professional Fees	171.95	-	171.95	239.45	-	239.45
2236744 - Network Support-Connectivity	-	250.00	(250.00)	-	1,250.00	(1,250.00)
2236319 - Network Support-Prof Service	-	3,775.00	(3,775.00)	12,234.48	18,875.00	(6,640.52)
2410531 - Sch Admin-Telephone	-	400.00	(400.00)	10,426.24	2,000.00	8,426.24
2410532 - Sch Admin-Postage	6.65	-	6.65	62.64	-	62.64
2410550 - Sch Admin-Printing and Copying	640.70	1,000.00	(359.30)	8,143.65	5,000.00	3,143.65
2410580 - Sch Admin-Travel	510.45	-	510.45	557.97	-	557.97
2410611 - Sch Admin-Office Supplies	440.50	400.00	40.50	2,807.12	2,000.00	807.12
2410810 - Sch Admin-Dues and Fees	-	-	-	89.10	-	89.10
2515314 - Payroll Service-Billing Fees	197.66	225.00	(27.34)	1,078.52	1,275.00	(196.48)
2516319 - Financial Acct-Professional Svc	1,975.00	3,475.00	(1,500.00)	9,875.00	11,375.00	(1,500.00)
5920871 - Bank Account Service Charges	-	-	-	6.00	-	6.00
2660312 - Security Srv Contract Srv	200.00	260.00	(60.00)	1,852.00	1,430.00	422.00
2670520 - Insurance-(non-vehicle)	(1,655.55)	1,975.00	(3,630.55)	21,355.12	9,875.00	11,480.12
Total 4 - Administrative	31,254.94	35,335.00	(4,080.06)	229,830.67	181,558.00	48,272.67
5 - Maintenance Services						
5.11 - Wage Expenses	5,264.34	6,420.00	(1,155.66)	28,541.94	35,312.00	(6,770.06)
5.1 - Utilities	3,011.67	4,225.00	(1,213.33)	18,354.42	17,725.00	629.42
2620319 - Maint Bldg-Professional Serv	44.00	40.00	4.00	220.00	200.00	20.00
2620412 - Maint Bldg-Waste Removal	368.00	375.00	(7.00)	1,840.00	1,875.00	(35.00)
2620430 - Maint Bldg-Repairs & Maint.	2,956.14	400.00	2,556.14	11,377.78	2,000.00	9,377.78
2620611 - Maint Bldg-Supplies	2,237.89	900.00	1,337.89	5,650.64	4,500.00	1,150.64
2630319 - Maint Ground-Professional Svc	140.00	-	140.00	985.00	-	985.00
Total 5 - Maintenance Services	14,022.04	12,360.00	1,662.04	66,969.78	61,612.00	5,357.78
Total Expense	122,479.48	141,104.00	(18,624.52)	756,517.57	728,170.00	28,347.57
Net Ordinary Income	12,196.12	19,023.00	(6,826.88)	71,496.37	69,565.00	1,931.37
Other Income/Expense						
Other Expense						
6 - Other Expenses						
5120831 - Temp Loan-Principal Repayment	10,116.97	10,500.00	(383.03)	50,453.43	50,500.00	(46.57)
5220832 - Temp Loan-Interest Exp Payment	9,366.10	9,000.00	366.10	47,435.72	45,000.00	2,435.72
61 - Depreciation	16,018.07	16,017.00	1.07	80,090.35	80,085.00	5.35
Total 6 - Other Expenses	35,501.14	35,517.00	(15.86)	177,979.50	175,585.00	2,394.50
Total Other Expense	35,501.14	35,517.00	(15.86)	177,979.50	175,585.00	2,394.50
Net Other Income	(35,501.14)	(35,517.00)	15.86	(177,979.50)	(175,585.00)	(2,394.50)
	(23,305.02)	(16,494.00)	(6,811.02)	(106,483.13)	(106,020.00)	(463.13)

Indiana Schools of Excellence, Inc
Profit & Loss Current vs Last Year
July through November 2017

				TOTAL		
	Nov 17	Nov 16	\$ Change	Jul - Nov 17	Jul - Nov 16	\$ Change
Ordinary Income/Expense						
Income						
1760000 · PRN - Fundraising Net	(79.08)	-	(79.08)	(382.63)	-	(382.63)
1510000 · Interest on Investments	5.15	3.82	1.33	28.66	26.42	2.24
1611000 · School Lunch Program	526.24	1,049.85	(523.61)	2,782.15	3,779.51	(997.36)
1741000 · Student Fees	-	(100.00)	100.00	-	(100.00)	100.00
1800000 · Student Activity Fees	(1,192.50)	10.00	(1,202.50)	(509.17)	(285.70)	(223.47)
1999000 · Other	5,693.15	2,045.90	3,647.25	86,273.70	58,295.90	27,977.80
3111000 · Basic Grant	95,633.75	110,732.50	(15,098.75)	570,604.75	621,806.50	(51,201.75)
3910000 · Textbook Reimbursements	-	-	-	-	29.92	(29.92)
4291000 · Federal School Lunch Reimb	10,500.00	12,966.25	(2,466.25)	49,385.08	48,270.86	1,114.22
3255000 · Special Education Grant	10,584.00	11,150.00	(566.00)	52,920.00	55,750.00	(2,830.00)
4229000 · Title II Part A	-	-	-	15,666.00	-	15,666.00
4514000 · Title I 12-13	13,004.89	44,750.46	(31,745.57)	51,245.40	44,750.46	6,494.94
Total Income	134,675.60	182,608.78	(47,933.18)	828,013.94	832,323.87	(4,309.93)
Gross Profit	134,675.60	182,608.78	(47,933.18)	828,013.94	832,323.87	(4,309.93)
Expense						
1 · Education Direct						
11 · Direct Education Wages	41,611.99	49,656.69	(8,044.70)	263,850.83	304,629.91	(40,779.08)
12 · Direct Education Payroll Taxes	3,311.91	3,992.17	(680.26)	20,553.85	23,559.41	(3,005.56)
13 · Direct Education EE Benefits	6,331.99	20,033.67	(13,701.68)	52,235.48	76,939.87	(24,704.39)
1110311 · Educational Field Trip Activity	-	10.00	(10.00)	390.00	10.00	380.00
1110510 · ElementaryField Trip Transport	-	-	-	510.00	200.00	310.00
1110611 · Elem Instructional Material	27.00	300.00	(273.00)	3,335.72	10,359.82	(7,024.10)
1110747 · Elementary Software	-	1,251.60	(1,251.60)	-	1,251.60	(1,251.60)
1191319 · Student Testing-Pro Service	-	-	-	1,080.00	2,300.00	(1,220.00)
Total 1 · Education Direct	51,282.89	75,244.13	(23,961.24)	341,955.88	419,250.61	(77,294.73)
2 · Student & Staff Services						
21 · Student & Staff Services Wages	3,299.15	6,430.32	(3,131.17)	29,773.27	37,366.76	(7,593.49)
22 · Student & Staff Services PR Tax	243.79	470.98	(227.19)	2,205.71	2,743.39	(537.68)
23 · Student & Staff EE Benefits	2,014.39	1,968.95	45.44	11,075.25	10,642.96	432.29
2134611 · Nurse-Supplies	77.40	-	77.40	77.40	23.68	53.72
2142319 · Psychological Testing-Prof Svc	-	900.00	(900.00)	1,680.00	900.00	780.00
2152319 · Speech Pathology-Prof Service	6,160.00	1,750.00	4,410.00	11,060.00	5,670.00	5,390.00
2162319 · Occupational Therapy Services	360.00	-	360.00	1,495.00	-	1,495.00
2199611 · Student Svcs-Operation Supplies	-	-	-	1,861.50	2,172.91	(311.41)
2212312 · Instr Curr Devel Progr Improv	-	-	-	1,180.54	(659.50)	1,840.04
2213312 · Instr Staff Train-Progr Improv	-	-	-	150.00	2,724.65	(2,574.65)
2213319 · Instr Staff Train-Prof Service	1,180.00	-	1,180.00	1,180.00	475.00	705.00
2213580 · Instr Staff Train Travel	659.88	-	659.88	882.88	187.92	694.96
2213611 · Instr. Staff Train supplies	-	-	-	-	534.00	(534.00)
Total 2 · Student & Staff Services	13,994.61	11,520.25	2,474.36	62,621.55	62,781.77	(160.22)

Indiana Schools of Excellence, Inc
Profit & Loss Current vs Last Year
July through November 2017

				TOTAL		
	Nov 17	Nov 16	\$ Change	Jul - Nov 17	Jul - Nov 16	\$ Change
3 - Food Services						
3120120 - Food Prep- Non Cert Salaries	-	-	-	-	-	-
3120211 - Food Prep-Non Cert Taxes	-	-	-	-	-	-
3120225 - Food Prep- Workers Comp	-	-	-	-	-	-
3120230 - Food Prep-unemployment	-	-	-	-	-	-
3120319 - Food Prep-DispProfessional Svc	6,800.00	7,451.79	(651.79)	25,806.11	26,708.08	(901.97)
3120420 - Food Prep-Cleaning Supplies	100.00	(16.17)	116.17	309.89	84.92	224.97
3120430 - Food Prep-Disp-Repairs & Maint	100.00	-	100.00	100.00	4,185.16	(4,085.16)
3120611 - Food Prep-Disp-Supplies	25.00	217.15	(192.15)	1,896.76	1,205.57	691.19
3140614 - Food Prep-Purchase Food	4,900.00	7,235.62	(2,335.62)	27,026.93	29,360.22	(2,333.29)
Total 3 - Food Services	11,925.00	14,888.39	(2,963.39)	55,139.69	61,543.95	(6,404.26)
4 - Administrative						
41 - Administrative Wages	17,917.43	17,511.88	405.55	109,948.31	87,391.45	22,556.86
42 - Administrative - PR Taxes	1,363.09	1,343.91	19.18	8,527.78	6,374.60	2,153.18
43 - Administrative EE Benefits	4,528.38	3,085.33	1,443.05	22,134.34	16,444.73	5,689.61
2321319 - Gen Admin-Professional Service	4,861.04	2,480.40	2,380.64	18,466.12	13,928.40	4,537.72
2321531 - Gen Admin-Telephone	-	-	-	720.00	820.00	(100.00)
2321532 - Genl Admin-Postage	97.64	-	97.64	222.18	-	222.18
2322540 - Comm Relation-Advertise	-	-	-	1,084.65	-	1,084.65
2322593 - Comm Relation-Recruitment	-	495.00	(495.00)	-	1,375.58	(1,375.58)
2410319 - School-Other Professional Fees	171.95	-	171.95	239.45	-	239.45
2236744 - Network Support-Connectivity	-	1,620.00	(1,620.00)	-	1,620.00	(1,620.00)
2236319 - Network Support-Prof Service	-	2,575.00	(2,575.00)	12,234.48	14,271.96	(2,037.48)
2410531 - Sch Admin-Telephone	-	283.74	(283.74)	10,426.24	1,508.14	8,918.10
2410532 - Sch Admin-Postage	6.65	-	6.65	62.64	32.49	30.15
2410550 - Sch Admin-Printing and Copying	640.70	656.68	(15.98)	8,143.65	4,569.60	3,574.05
2410580 - Sch Admin-Travel	510.45	-	510.45	557.97	-	557.97
2410611 - Sch Admin-Office Supplies	440.50	1,006.90	(566.40)	2,807.12	2,968.36	(161.24)
2410810 - Sch Admin-Dues and Fees	-	-	-	89.10	-	89.10
2515314 - Payroll Service-Billing Fees	197.66	207.64	(9.98)	1,078.52	1,118.47	(39.95)
2515319 - Payroll Prof Services	-	-	-	-	130.94	(130.94)
2516319 - Financial Acct-Professional Svc	1,975.00	1,975.00	-	9,875.00	10,000.00	(125.00)
5920871 - Bank Account Service Charges	-	-	-	6.00	6.00	-
2660312 - Security Srv Contract Srv	200.00	200.00	-	1,852.00	1,768.00	84.00
2670520 - Insurance-(non-vehicle)	(1,655.55)	(2,772.25)	1,116.70	21,355.12	12,436.94	8,918.18
Total 4 - Administrative	31,254.94	30,669.23	585.71	229,830.67	176,765.66	53,065.01

Indiana Schools of Excellence, Inc
Profit & Loss Current vs Last Year
 July through November 2017

				TOTAL		
	Nov 17	Nov 16	\$ Change	Jul - Nov 17	Jul - Nov 16	\$ Change
5 - Maintenance Services						
5.11 - Wage Expenses	5,264.34	4,954.70	309.64	28,541.94	26,566.64	1,975.30
5.1 - Utilities	3,011.67	3,482.89	(471.22)	18,354.42	18,279.04	75.38
2620319 - Maint Bldg-Professional Servic	44.00	42.00	2.00	220.00	210.00	10.00
2620412 - Maint Bldg-Waste Removal	368.00	368.00	-	1,840.00	1,845.52	(5.52)
2620430 - Maint Bldg-Repairs & Maint.	2,956.14	194.10	2,762.04	11,377.78	5,040.71	6,337.07
2620611 - Maint Bldg-Supplies	2,237.89	998.43	1,239.46	5,650.64	3,537.50	2,113.14
2630319 - Maint Ground-Professional Svc	140.00	-	140.00	985.00	-	985.00
Total 5 - Maintenance Services	14,022.04	10,040.12	3,981.92	66,969.78	55,479.41	11,490.37
Total Expense	122,479.48	142,362.12	(19,882.64)	756,517.57	775,821.40	(19,303.83)
Net Ordinary Income	12,196.12	40,246.66	(28,050.54)	71,496.37	56,502.47	14,993.90
Other Income/Expense						
Other Expense						
6 - Other Expenses						
5120831 - Temp Loan-Principal Repayment	10,116.97	9,962.51	154.46	50,453.43	49,750.44	702.99
5220832 - Temp Loan-Interest Exp Payment	9,366.10	17,899.46	(8,533.36)	47,435.72	54,892.02	(7,456.30)
61 - Depreciation	16,018.07	18,230.14	(2,212.07)	80,090.35	91,150.70	(11,060.35)
Total 6 - Other Expenses	35,501.14	46,092.11	(10,590.97)	177,979.50	195,793.16	(17,813.66)
Total Other Expense	35,501.14	46,092.11	(10,590.97)	177,979.50	195,793.16	(17,813.66)
Net Other Income	(35,501.14)	(46,092.11)	10,590.97	(177,979.50)	(195,793.16)	17,813.66
Net Income	(23,305.02)	(5,845.45)	(17,459.57)	(106,483.13)	(139,290.69)	32,807.56

Indiana Schools of Excellence, Inc
A/P Aging Summary
As of November 30, 2017

	Current	1 - 30	31 - 60	61 - 90	> 90	TOTAL	
Ball State University	4,861.04	-	-	-	-	4,861.04	
Berkley Human Services	-	-	-	-	6,493.40	6,493.40	Paid monthly
Burnett, Jeff	-	-	1,680.00	-	-	1,680.00	
Ceres Food Group	15,547.56	-	-	-	-	15,547.56	
ComCast Business	-	2,461.01	-	-	-	2,461.01	
Consolidated Electrical Distributors Inc	130.08	-	-	-	-	130.08	
Doctor, Rob	616.21	-	-	-	-	616.21	
Fresh Cut Lawn & Landscaping	140.00	-	-	-	-	140.00	
Health Resources, Inc	801.80	-	-	-	-	801.80	
IAG	680.00	-	-	-	-	680.00	
IFF	8,125.00	-	-	-	-	8,125.00	
Indiana Assn of School Business Officials	135.00	-	-	-	-	135.00	
Kansas City Life Insurance Company	352.78	-	-	-	-	352.78	
Kinetic IT Solutions	-	-	3,653.23	-	-	3,653.23	
KSS Enterprises Cleaning Supplies & Equip	1,202.59	-	-	-	-	1,202.59	
Office 360	394.57	-	-	-	-	394.57	
Overhead Door Company	-	-	-	296.28	-	296.28	
Pearson Power School	-	-	-	-	(102.38)	(102.38)	
Pediatrics, Orthopedics and Spine	360.00	-	-	-	-	360.00	
Robert Stephens & Co PC	209.66	-	-	-	-	209.66	
Sherwin Williams	674.14	-	-	-	-	674.14	
South Bend Water Works	252.68	-	-	-	-	252.68	
T-Shirt Printing Plus Inc	1,192.50	-	-	-	-	1,192.50	
The Hartford	-	-	-	-	(3,750.00)	(3,750.00)	Last year audit
United Bank Loan Processing Center	-	6,773.82	-	-	-	6,773.82	
United Healthcare	-	10,639.10	-	-	-	10,639.10	
US Bank Equipment Finance	395.00	-	-	-	-	395.00	
VSP	284.04	-	-	-	-	284.04	
Walts Paving	-	2,500.00	-	-	-	2,500.00	
Wax, Chana	3,360.00	-	-	-	-	3,360.00	
Wildman Uniform & Linen	52.83	-	-	-	-	52.83	
TOTAL	39,767.48	22,373.93	5,333.23	296.28	2,641.02	70,411.94	

Indiana Schools of Excellence, Inc
Accounts Payable Paid & Unpaid Voucher Register
November 2017

Type	Date	Num	Memo	Account	Split	Debit	Credit
Abes Plumbing Company Inc							
Bill Pmt -Check	11/15/2017	6439		9010000 · Accounts Payabl	8090000 · Notre Dame C	1,581.09	
Adams Remco Inc							
Bill	11/02/2017	196520		2410550 · Sch Admin-Printi	9010000 · Accounts Pay	245.70	
Bill Pmt -Check	11/15/2017	6440	SB6610	9010000 · Accounts Payabl	8090000 · Notre Dame C	245.70	
Alonzo Adams							
Check	11/22/2017	6467		107 · Payroll Clearing	8090000 · Notre Dame C	200.00	
Ball State University							
Bill Pmt -Check	11/15/2017	6441	CS0000038 (900874748)	9010000 · Accounts Payabl	8090000 · Notre Dame C	2,692.52	
Bill	11/15/2017	CS13051		2321319 · Gen Admin-Profe	9010000 · Accounts Pay	4,861.04	
Berkley Human Services							
Bill	11/09/2017	20171109	Fees	2670520 · Insurance-(non-v	9010000 · Accounts Pay	25.00	
Bill Pmt -Check	11/15/2017	6442	40000146	9010000 · Accounts Payabl	8090000 · Notre Dame C	1,684.60	
Charter School Development Corp							
Check	11/05/2017	ACH		6100264 · Loan Payable-C	8090000 · Notre Dame C	3,835.00	
Check	11/05/2017	ACH		6100264 · Loan Payable-C	8090000 · Notre Dame General Checkin		410.56
Check	11/05/2017	ACH	CSDC Loan	5220832 · Temp Loan-Inter	8090000 · Notre Dame C	410.56	
Check	11/05/2017	ACH		5120831 · Temp Loan-Princ	8090000 · Notre Dame C	3,835.00	
Check	11/05/2017	ACH		9800000 · Due From (To) C	8090000 · Notre Dame General Checkin		3,835.00
CHSS LLC							
Bill	11/01/2017	5071		2660312 · Security Srv Con	9010000 · Accounts Pay	200.00	
Bill Pmt -Check	11/15/2017	6443	3931	9010000 · Accounts Payabl	8090000 · Notre Dame C	200.00	
ComCast Business							
Bill Pmt -Check	11/15/2017	6444		9010000 · Accounts Payabl	8090000 · Notre Dame C	2,448.05	
Communication Company							
Bill Pmt -Check	11/15/2017	6445	XAV100	9010000 · Accounts Payabl	8090000 · Notre Dame C	1,148.40	
Consolidated Electrical Distributors Inc							
Bill	11/22/2017	8117-531245		2620430 · Maint Bldg-Repa	9010000 · Accounts Pay	130.08	
Curriculum Associates LLC							
Bill Pmt -Check	11/15/2017	6446		9010000 · Accounts Payabl	8090000 · Notre Dame C	1,080.00	
Doctor, Rob							
Check	11/15/2017	6430		2134611 · Nurse-Supplies	8090000 · Notre Dame C	77.40	
Check	11/15/2017	6430		2620611 · Maint Bldg-Suppl	8090000 · Notre Dame C	79.17	
Check	11/15/2017	6430		1110611 · Elem Instruction	8090000 · Notre Dame C	27.00	
Check	11/15/2017	6430		2321532 · Genl Admin-Post	8090000 · Notre Dame C	6.65	
Check	11/15/2017	6430		2321532 · Genl Admin-Post	8090000 · Notre Dame C	84.40	
Check	11/15/2017	6430		2321532 · Genl Admin-Post	8090000 · Notre Dame C	6.59	
Bill	11/30/2017	November Exp Reimb		2620430 · Maint Bldg-Repa	9010000 · Accounts Pay	326.06	
Bill	11/30/2017	November Exp Reimb		2620611 · Maint Bldg-Suppl	9010000 · Accounts Pay	95.66	
Bill	11/30/2017	November Exp Reimb		2410580 · Sch Admin-Trave	9010000 · Accounts Pay	187.84	
Bill	11/30/2017	November Exp Reimb		2410532 · Sch Admin-Post	9010000 · Accounts Pay	6.65	
Fresh Cut Lawn & Landscaping							
Bill	11/30/2017	oct nov 2017		2630319 · Maint Ground-Pr	9010000 · Accounts Pay	140.00	
FSP							
General Journal	11/30/2017	GJ.01	FSP Profit(Debit) or Loss (Credit) Accrual	9012000 · Accounts Payabl	1611000 · School Lunch Program		1,425.00
Goodspeed, Linda							
Bill Pmt -Check	11/15/2017	6447		9010000 · Accounts Payabl	8090000 · Notre Dame C	290.00	
Health Resources, Inc							
Bill Pmt -Check	11/15/2017	6432	61091407ISE	9010000 · Accounts Payabl	8090000 · Notre Dame C	801.80	
Bill	11/15/2017	1712022905		8400000 · PrePaid Expense	9010000 · Accounts Pay	801.80	
IAG							
Bill	11/18/2017	115		2213319 · Instr Staff Train-I	9010000 · Accounts Pay	680.00	
IFF							
Bill Pmt -Check	11/15/2017	6436	17013	9010000 · Accounts Payabl	8090000 · Notre Dame C	8,395.83	
Bill	11/30/2017	17013		5220832 · Temp Loan-Inter	9010000 · Accounts Pay	8,125.00	

Indiana Schools of Excellence, Inc
Accounts Payable Paid & Unpaid Voucher Register
November 2017

Type	Date	Num	Memo	Account	Split	Debit	Credit
Bill Pmt -Check	11/15/2017	6448	Institutional Membership - 2017- Robert Doctor	9010000 · Accounts Payabl	8090000 · Notre Dame C	67.50	
Bill	11/16/2017	49105		2410319 · School-Other Prc	9010000 · Accounts Pay	135.00	
Indiana Michigan Power							
Bill	11/03/2017	20171103		2620621 · Maint Bldg-Electr	9010000 · Accounts Pay	869.70	
Bill	11/03/2017	20171113		2620621 · Maint Bldg-Electr	9010000 · Accounts Pay	1,889.29	
Bill Pmt -Check	11/27/2017	auto		9010000 · Accounts Payabl	8090000 · Notre Dame C	869.70	
Bill Pmt -Check	11/27/2017	auto		9010000 · Accounts Payabl	8090000 · Notre Dame C	1,889.29	
JW Marriott Indianapolis							
Bill	11/14/2017	20171114	Lodging for IAG Conference	2213580 · Instr Staff Train	19010000 · Accounts Pay	659.88	
Bill Pmt -Check	11/29/2017	6468		9010000 · Accounts Payabl	8090000 · Notre Dame C	659.88	
Kansas City Life Insurance Company							
Bill	11/11/2017	20171111		8400000 · PrePaid Expense	9010000 · Accounts Pay	352.78	
Bill Pmt -Check	11/15/2017	6433		9010000 · Accounts Payabl	8090000 · Notre Dame C	352.78	
Kiehl, Ashley A							
Check	11/15/2017	6429	Mileage to Convention	2410580 · Sch Admin-Trav	8090000 · Notre Dame C	322.61	
Check	11/22/2017	6466		107 · Payroll Clearing	8090000 · Notre Dame C	200.00	
Kinetic IT Solutions							
Bill Pmt -Check	11/15/2017	6449		9010000 · Accounts Payabl	8090000 · Notre Dame C	3,775.00	
KSS Enterprises Cleaning Supplies & Equip							
Bill	11/03/2017	1061873-1		2620611 · Maint Bldg-Suppl	9010000 · Accounts Pay	133.50	
Bill	11/13/2017	1064638		2620611 · Maint Bldg-Suppl	9010000 · Accounts Pay	79.08	
Bill	11/13/2017	1064637-1		2620611 · Maint Bldg-Suppl	9010000 · Accounts Pay	60.46	
Bill	11/14/2017	1061873-2		2620611 · Maint Bldg-Suppl	9010000 · Accounts Pay	222.50	
Bill	11/14/2017	1064637		2620611 · Maint Bldg-Suppl	9010000 · Accounts Pay	761.92	
Bill Pmt -Check	11/15/2017	6450		9010000 · Accounts Payabl	8090000 · Notre Dame C	1,086.37	
Bill	11/27/2017	1066260		2620611 · Maint Bldg-Suppl	9010000 · Accounts Pay	78.63	
LaFree, Rita							
Bill Pmt -Check	11/15/2017	6451		9010000 · Accounts Payabl	8090000 · Notre Dame C	110.00	
Massey, Carmen M							
Check	11/15/2017	6431	Reimburse for fingerprint & background check	2410319 · School-Other Prc	8090000 · Notre Dame C	36.95	
Michiana Recycling & Disposal							
Bill	11/01/2017	1652851		2620412 · Maint Bldg-Wast	9010000 · Accounts Pay	368.00	
Bill Pmt -Check	11/15/2017	6452	57542000	9010000 · Accounts Payabl	8090000 · Notre Dame C	368.00	
Midstates Elevator Company							
Bill Pmt -Check	11/15/2017	6453		9010000 · Accounts Payabl	8090000 · Notre Dame C	345.00	
Miller, Tara J							
Check	11/27/2017		Thanksgiving Baskets for families	1760000 · PRN - Fundraisr	8060000 · Notre Dame -	79.08	
NIPSCO							
Bill Pmt -Check	11/17/2017	auto		9010000 · Accounts Payabl	8090000 · Notre Dame C	275.94	
Office 360							
Bill	11/03/2017	945172		2410611 · Sch Admin-Offic	9010000 · Accounts Pay	45.93	
Bill Pmt -Check	11/15/2017	6454	26284	9010000 · Accounts Payabl	8090000 · Notre Dame C	993.38	
Bill	11/22/2017	955924		2410611 · Sch Admin-Offic	9010000 · Accounts Pay	358.80	
Bill	11/30/2017	960102		2410611 · Sch Admin-Offic	9010000 · Accounts Pay	35.77	
Pediatrics, Orthopedics and Spine							
Bill	11/06/2017	JENKA116 (18)		2162319 · Occupational The	9010000 · Accounts Pay	90.00	
Bill	11/08/2017	BANJO192 (6)		2162319 · Occupational The	9010000 · Accounts Pay	90.00	
Bill Pmt -Check	11/15/2017	6455		9010000 · Accounts Payabl	8090000 · Notre Dame C	955.00	
Bill	11/21/2017	JENKA116 (19)		2162319 · Occupational The	9010000 · Accounts Pay	90.00	
Bill	11/22/2017	BANJO192 (7)		2162319 · Occupational The	9010000 · Accounts Pay	90.00	
Purdue University							
Bill	11/01/2017	000000842690		2213319 · Instr Staff Train-F	9010000 · Accounts Pay	500.00	
Bill Pmt -Check	11/15/2017	6456		9010000 · Accounts Payabl	8090000 · Notre Dame C	500.00	
Robert Stephens & Co PC							
Bill	11/01/2017		Monthly fee	2516319 · Financial Acct-Pr	9010000 · Accounts Pay	1,975.00	
Bill	11/10/2017	25346		2515314 · Payroll Service-E	9010000 · Accounts Pay	90.44	

Indiana Schools of Excellence, Inc
Accounts Payable Paid & Unpaid Voucher Register
November 2017

Type	Date	Num	Memo	Account	Split	Debit	Credit
Bill Pmt -Check	11/15/2017	eft		9010000 · Accounts Payabl	8090000 · Notre Dame C	2,156.90	
Bill	11/24/2017	25402		2515314 · Payroll Service-E	9010000 · Accounts Pay	119.22	
Scholastic Inc							
Bill Pmt -Check	11/15/2017	6457	00771427	9010000 · Accounts Payabl	8090000 · Notre Dame C	1,404.81	
Sherwin Williams							
Bill	11/14/2017	4132-8		2620611 · Maint Bldg-Suppl	9010000 · Accounts Pay	667.70	
Bill Pmt -Check	11/15/2017	6458	4241-0216-8	9010000 · Accounts Payabl	8090000 · Notre Dame C	74.25	
Bill	11/21/2017	4407-4		2620611 · Maint Bldg-Suppl	9010000 · Accounts Pay	6.44	
South Bend Tribune							
Bill Pmt -Check	11/15/2017	6459	10131484	9010000 · Accounts Payabl	8090000 · Notre Dame C	24.76	
South Bend Water Works							
Bill Pmt -Check	11/15/2017	auto	322763-40190	9010000 · Accounts Payabl	8090000 · Notre Dame C	244.26	
Bill	11/22/2017	20171122		2620411 · Maint Bldg-Wate	9010000 · Accounts Pay	252.68	
State of Indiana (vendor)							
Deposit	11/21/2017		Unknown reason why this was received	1999000 · Other	8090000 · Notre Dame General Checkin	5,693.15	
T-Shirt Printing Plus Inc							
Bill	11/30/2017	68126	Basketball T-Shirts	1800000 · Student Activity F	9010000 · Accounts Pay	1,192.50	
Terminix							
Bill	11/03/2017	370137380		2620319 · Maint Bldg-Profe	9010000 · Accounts Pay	44.00	
Bill Pmt -Check	11/15/2017	6460	7395488	9010000 · Accounts Payabl	8090000 · Notre Dame C	88.00	
United Bank Loan Processing Center							
Bill	11/07/2017	20171107		6100262 · Loan Payable Ur	9010000 · Accounts Pay	0.00	
Bill	11/07/2017	20171107	Add'l Late Fees	5220832 · Temp Loan-Inter	9010000 · Accounts Pay	338.69	
Bill	11/10/2017	20171110		6100262 · Loan Payable Ur	9010000 · Accounts Pay	6,281.97	
Bill	11/10/2017	20171110		5220832 · Temp Loan-Inter	9010000 · Accounts Pay	491.85	
Bill	11/10/2017	20171110		5120831 · Temp Loan-Princ	9010000 · Accounts Pay	6,281.97	
Bill	11/10/2017	20171110		9800000 · Due From (To) C	9010000 · Accounts Payable-Other	6,281.97	
Bill Pmt -Check	11/15/2017	6437	00012379733-09011	9010000 · Accounts Payabl	8090000 · Notre Dame C	7,451.20	
United Healthcare							
Bill	11/09/2017	0044638717		8400000 · PrePaid Expense	9010000 · Accounts Pay	10,639.10	
Bill Pmt -Check	11/15/2017	6434		9010000 · Accounts Payabl	8090000 · Notre Dame C	8,071.14	
US Bank Equipment Finance							
Bill Pmt -Check	11/15/2017	6438	1439821	9010000 · Accounts Payabl	8090000 · Notre Dame C	395.00	
Bill	11/24/2017	344899984		2410550 · Sch Admin-Printi	9010000 · Accounts Pay	395.00	
VSP							
Bill Pmt -Check	11/15/2017	6435		9010000 · Accounts Payabl	8090000 · Notre Dame C	284.04	
Bill	11/20/2017	DECEMBER 2017		8400000 · PrePaid Expense	9010000 · Accounts Pay	284.04	
Wahlen, Leif							
Bill Pmt -Check	11/15/2017	6461		9010000 · Accounts Payabl	8090000 · Notre Dame C	725.00	
Walts Paving							
Bill	11/21/2017	1273		2620430 · Maint Bldg-Repa	9010000 · Accounts Pay	2,500.00	
Wax, Chana							
Bill	11/01/2017	3003		2152319 · Speech Patholog	9010000 · Accounts Pay	2,800.00	
Bill Pmt -Check	11/15/2017	6462		9010000 · Accounts Payabl	8090000 · Notre Dame C	2,800.00	
Bill	11/30/2017	3004	november services	2152319 · Speech Patholog	9010000 · Accounts Pay	3,360.00	
Wildman Uniform & Linen							
Bill Pmt -Check	11/15/2017	6463		9010000 · Accounts Payabl	8090000 · Notre Dame C	105.66	
Bill	11/16/2017	1496410		2620611 · Maint Bldg-Suppl	9010000 · Accounts Pay	52.83	
Wilson Language Training Corp							
Bill Pmt -Check	11/15/2017	6464	XAVIERSC1000	9010000 · Accounts Payabl	8090000 · Notre Dame C	434.70	
Winters Ashley							
Check	11/22/2017	6465		107 · Payroll Clearing	8090000 · Notre Dame C	200.00	

Total Payments 66,475.96

Xavier School of Excellence
Allowance of vouchers - Paid voucher Report

I hereby certify that each of the above listed vouchers and the invoices or bills attached thereto, are true and correct and I have audited same in accordance with IC 5-11-10-1.6.

For the Period: November 1, 2017 thru November 30, 2017

Fiscal Officer

We have examined the vouchers listed on the foregoing Accounts Payable Paid & Unpaid Voucher Register, and except for vouchers not allowed as shown on the register such vouchers are hereby allowed in the total amount of:

 \$ 66,475.96

Dated: _____

Xavier Schools	4:11:20 PM	12/6/2017			4:11:20 PM	12/6/2017			4:11:20 PM	12/6/2017				4:11:20 PM	12/6/2017
Cash Projections	Actual	Actual	Actual	Projected	Projected	Projected	Projected	Projected	Projected	Projected	Projected	Projected	Projected	Projected	Projected
Period ending	11/18/2017	11/25/2017	12/2/2017	12/9/2017	12/16/2017	12/23/2017	12/30/2017	1/6/2018	1/13/2018	1/20/2018	1/27/2018	2/3/2018	2/10/2018	2/17/2018	2/24/2018
CASH Summary ALL Accounts															
Beginning Balance	16,103.96	98,742.39	76,080.01	61,712.56	31,053.18	99,754.68	67,077.21	58,577.21	25,242.21	108,965.96	75,965.96	67,965.96	34,630.96	22,795.96	85,019.71
Grants	144,458.26	5,693.15	-	-	119,222.64	-	-	-	134,623.75	-	-	-	-	-	134,623.75
Deposits	253.04	273.20	-	-	-	-	-	-	-	-	-	-	-	-	-
Interest	-	-	5.15	-	-	-	-	-	-	-	-	-	-	-	-
Transfers between accounts	-	-	-	-	-	-	-	-	-	-	-	-	-	-	-
Payables	(28,025.46)	(600.00)	(659.88)	-	(10,000.00)	-	-	-	(10,000.00)	-	-	-	-	-	(10,000.00)
Health Insurance	(9,509.76)	-	-	-	(15,000.00)	-	-	-	(15,000.00)	-	-	-	-	-	(15,000.00)
Utilities	(520.20)	-	(2,758.99)	-	(2,900.00)	-	-	-	(2,900.00)	-	-	-	-	-	(2,900.00)
Loan Payments	(16,242.03)	-	-	(3,835.00)	(15,000.00)	-	-	(3,835.00)	(15,000.00)	-	-	(3,835.00)	(3,835.00)	(15,000.00)	-
Payroll	(7,775.42)	(28,028.73)	(7,784.98)	(23,719.10)	(7,621.14)	(29,177.47)	(8,500.00)	(26,000.00)	(8,000.00)	(29,500.00)	(8,000.00)	(26,000.00)	(8,000.00)	(26,000.00)	(11,500.00)
Retirement Funding	-	-	(3,168.75)	(3,105.28)	-	(3,500.00)	-	(3,500.00)	-	(3,500.00)	-	(3,500.00)	-	(3,500.00)	-
Ending Balance	98,742.39	76,080.01	61,712.56	31,053.18	99,754.68	67,077.21	58,577.21	25,242.21	108,965.96	75,965.96	67,965.96	34,630.96	22,795.96	85,019.71	73,519.71
General Checking Acct Balanc	58,313.32	30,679.67	34,263.39	3,428.39	62,651.03	29,651.03	21,651.03	17,816.03	71,539.78	38,539.78	30,039.78	2,204.78	(9,630.22)	44,093.53	35,593.53
Payroll Checking Account	3,469.70	8,440.97	487.73	663.35	142.21	464.74	(35.26)	464.74	464.74	464.74	964.74	464.74	464.74	3,964.74	964.74
Student Activities Checking	32,855.58	32,855.58	22,857.65	22,857.65	32,857.65	32,857.65	32,857.65	2,857.65	32,857.65	32,857.65	32,857.65	27,857.65	27,857.65	32,857.65	32,857.65
Board Reserve - Savings	272.13	272.13	272.13	272.13	272.13	272.13	272.13	272.13	272.13	272.13	272.13	272.13	272.13	272.13	272.13
PRN Checking Account	3,315.36	3,315.36	3,315.36	3,315.36	3,315.36	3,315.36	3,315.36	3,315.36	3,315.36	3,315.36	3,315.36	3,315.36	3,315.36	3,315.36	3,315.36
ISE Checking Account	516.30	516.30	516.30	516.30	516.30	516.30	516.30	516.30	516.30	516.30	516.30	516.30	516.30	516.30	516.30
	98,742.39	76,080.01	61,712.56	31,053.18	99,754.68	67,077.21	58,577.21	25,242.21	108,965.96	75,965.96	67,965.96	34,630.96	22,795.96	85,019.71	73,519.71

December 20, 2017	Board of Directors Meeting Minutes	
--------------------------	---	--

ATTACHMENT 3



"Excellence Is Our Destiny!"

Xavier School of Excellence
3423 South Michigan Street
South Bend, Indiana 46619
Phone: (574) 231-6600

PRN Minutes

November 14th, 2017

- Welcome - 4:00 @ Xavier Conference Room- In attendance: Samantha Smith, Leah Killingbeck, Ashley Kiehl, , Tiffany Murphy, Dara Rose, Darius Garner
- Officers
 - President- Dara Rose
 - V. President- Tiffany Murphy
 - Secretary- Ashley Kiehl
 - Treasurer- Leah Killingbeck
- Current Balance- We do not have a current Treasurers Report. Based on previous balance and purchases made for Open House the account should fall between \$3000-3500
 - BRAGS- Snuggle Up and Read
- Fundraiser Ideas-
 - March- Little Ceaser's Pizza- Mrs. Rose will begin contacting
 - discuss next month Winter Wonderland all family dance for Friday January 26th
 - Winter Program K-4- December 21st- Snow Flake Cookies or Blue and White Thumbprints
 - December 15th- Movie Night with Brags- ELF- 4:30 PM
 - Other ideas- Sky Zone, Hacienda, Texas Road House, Park Lane?
- Swing set- Will talk about next meeting?
- Thanksgiving Family Baskets: PRN will donate 5 turkeys for Mrs. Miller to include in baskets
- Next meeting- Xavier Conference Room- December 5th

December 20, 2017	Board of Directors Meeting Minutes	
--------------------------	---	--

ATTACHMENT 4

FACILITY USE AGREEMENT

Philosophy:

Indiana Schools of Excellence, Inc. DBA Xavier School of Excellence encourages the community to use its facilities for educational, wellness, civic, cultural and recreational activities in a safe, secure and fiscally responsible manner. Xavier School of Excellence also makes its facilities available to organizations and entities outside the community where the use generates revenue reducing the tax burden on the community.

Types of Activities Prohibited:

The following activities are prohibited based on the Xavier School of Excellence's sole judgment:

- 1. Any activity that is prohibited by state, federal or local statute ordinance or regulation**
- 2. Any activity that may be harmful to the building, grounds, or students individuals present.**
- 3. Any activity which conflicts with any planned or unplanned school activities**
- 4. Activities that are deemed to be discriminatory or biased in nature**
- 5. Any activity which allows the presence of illegal drugs, alcohol, tobacco or gambling**
- 6. Tailgating and grilling are prohibited on the property**

Liability:

Xavier School of Excellence requires organizations to provide a Certificate of Liability Insurance naming the Xavier School of Excellence as additional insured on a primary and non-contributory basis for a minimum of one million dollars for each occurrence. This Certificate of Liability Insurance must be presented to Xavier School of Excellence after tentative approval for the Building and Facilities Use Request Form ("Request Form") no less than five (5) business days prior to the event date or initial date for periodic or recurring use. The actual Additional Insured Endorsement must be attached to the certificate.

The organization making use of Xavier School of Excellence's facilities shall agree to indemnify, defend and hold harmless Xavier School of Excellence for any and all liability and damages to the school or other Xavier School of Excellence property by any person or persons that is a member of the organization, a participant or otherwise attending the event and any and all liability and damages to any person or persons for injuries including death. Verification of this understanding shall be in the form of a Hold Harmless Agreement provided by Xavier School of Excellence.

The Hold Harmless Agreement must be signed by the organization and submitted along with the Certificate of Liability Insurance and the Additional Insured Endorsement after tentative approval for the event but no

less than five (5) business days before the initial event date. In addition, the organization signing the agreement shall require individual participants and parents/guardians of minor participants to sign individual waivers, waiving and indemnifying Xavier School of Excellence. The using organization assumes full responsibility for any damage or loss of Xavier School of Excellence property arising from or in any way connected to the organization use and agrees to replace such property promptly without expense to Xavier School of Excellence. Xavier School of Excellence will retain sole discretion as to whether repair or replacement is necessary. If the organization does not repair the damage within 14 days after receiving written notice from the District, or a lesser time if the Xavier School of Excellence determines the damage creates an emergency situation, Xavier School of Excellence may repair the damage and the organization shall reimburse Xavier School of Excellence for the costs Xavier School of Excellence incurs within 14 days after Xavier School of Excellence provides a written invoice to the organization.

Once an organization signs the Hold Harmless Agreement, the organization shall be subject to the terms of the Hold Harmless Agreement whenever the organization uses a Xavier School of Excellence facility on and after the date the Organization signs the Hold Harmless Agreement regardless of whether the time period of the organization's use or the facility the organization used was originally contemplated by the parties when the organization signed the Hold Harmless Agreement.

Application:

Xavier School of Excellence reserves the right to require sufficient time for a full review and investigation of all Request Forms. Therefore, a Request Form shall be signed and submitted no less than fourteen (14) days prior to the date of the initial event or activity.

The Request Form is to be submitted to the Business Office. Request Forms for all sports related venues must be approved by the Assistant Principal for Athletics.

Approval Procedure:

Disposition of the Request Form for use of Xavier School of Excellence facilities will be provided to the requesting organization by the Business Office or their authorized designee in a timely manner. Xavier School of Excellence reserves the right to periodically revise, update and/or otherwise amend any part of this Facility Use Policy.

Deposit:

A deposit equal to 50% of estimated facilities use charges will be required at the time of signing the Use Agreement for a onetime event or activity. For activities that will take place periodically or are recurring, such as use by athletic or dance organizations, a deposit equal to the estimated facilities use charges for one month will be required at the time of signing the Facility Use Agreement.

Cancellation:

In order to receive a refund of the above referenced deposit, cancellation of approval of facilities use Request Forms or Use Agreements may be affected by notifying the Business Office in writing a minimum of forty-eight (48) hours in advance of the date of the initial or any periodic recurring event or activity.

Revocation:

Xavier School of Excellence or its designee retains the right to reject any application or cancel any approved Request Form if the event conflicts with a school sponsored activity or otherwise deemed necessary or appropriate by Xavier School of Excellence. The inability of the organization to provide the Certificate of Liability Insurance and/or other required documentation at least five (5) business days prior to the initial scheduled event or activity will result in the cancellation of the approval. Cancellation or termination of the Certificate of Liability Insurance during the term of a Use Agreement will also result in cancellation of the approval.

Failure to observe and abide by the terms of this Facility Use Policy or any Use Agreement including failure to submit payment due to Xavier School of Excellence in a timely manner may result in the denial of future use of Xavier School of Excellence facilities to an organization.

Supervision:

The organization's supervisors and designated representatives must remain on site during the entire activity and have a copy of the Use Agreement in their possession. All activities must be under competent and qualified adult supervision. Organizations hosting activities where minors will be present must undertake reasonable criminal background checks of all supervisors and designated representatives.

Organizations must provide ample supervision for their event or activity. Xavier School of Excellence requires a minimum of one adult supervisor or designated representative for every twenty (20) minors and every fifty (50) adults. Supervisors and designated representatives are responsible for maintaining order and control of all participants and spectators present for an activity while participants and representatives are on Xavier School of Excellence property.

Regulations and Use:

All organizations must familiarize themselves with the Incident Response Procedures provide for review. On weekdays and evenings, the only entry point will be front door on South Michigan Street on the East side of the building. Opening any other doors for entry is prohibited. Congregation and loitering in the hallways and other areas of the facilities not expressly included in the Use Agreement is strictly prohibited. Participants are authorized to use the hallways and entryways designated by Xavier School of Excellence for ingress to and egress from the areas of the facilities designated in the Use Agreement and must not wander in or occupy the hallways at other times or for other purposes. Xavier School of Excellence owned equipment required for the

event or activity must be identified at the time of submitting the Request Form. Use rates for any equipment will be included in the Use Agreement. Unless specific arrangements have been approved in the Use Agreement, equipment owned by Xavier School of Excellence shall not be used by the organization (e.g., tables, chairs, spotlights, audio/visual equipment, stage scenery, musical instruments, public address systems, electronic scoreboards, athletic or physical education equipment.) School furniture or equipment may not be moved without prior approval.

An approved Request Form [Use Agreement] is revocable and is not a lease but rather a personal and revocable license. Use of the facilities will be limited to the provisions of the approved Request Form in matters of, but not limited to, days, hours and areas.

The use of tobacco or intoxicating beverages in or on Xavier School of Excellence premises inclusive of sidewalk areas directly adjacent to the building is prohibited.

All applicable state and federal statutes and regulations and municipal ordinances and regulations, including police and fire regulations and space occupancy limits must be observed. Consumption of soft drinks or food products of any kind is limited to designated areas only unless noted otherwise on the Request Form.

Games of chance e.g., lotteries and bingo are prohibited. Split-the-pot and similar raffles are allowed; subject to Indiana law. Local permits may be required.

Equipment or apparatus provided by the approved organization must be removed from the facilities promptly after the event to avoid interference with the normal school program. The organization must describe the type of any apparatus it desires to bring into the facilities in its Request Form.

Items specifically prohibited from the facility include any food types, beverages (other than water), chewing gum, hardballs, bats, batons, etc., and any heating/cooling equipment.

Authority:

The School Director, Assistant Principal, Business Manager or their designee are authorized to act concerning any issue not specifically covered by this policy or other Xavier School of Excellence policies or procedures.

Facility Use Rates:

Applicable charges for the use of the facilities shall be determined by the four general classifications of groups or organizations submitting a Request Form (see attached “Facility Space Charges” Schedule “A” and Personnel Charges “Schedule B

Billing is based on the hours requested for facility usage and the services required for such usage. No exceptions or refunds will be made unless the Business Office is notified in writing a minimum of forty- eight (48) hours in advance to adjust the hours of the initial or any periodic event. Additional charges will be applied to your final invoice on any facility usage that exceeds the requested time.

Group I

No fees; the Board of Education subsidizes all facilities usage by the group.

Examples of Group I entities are as listed but not limited to the following:

Xavier current student: approved curriculum, sports and activities and Xavier official parent groups such as Boosters, Patron's Council/PTO, Music Sponsors, Xavier Educational Foundation, and Governmental Entities having reciprocating agreement with Xavier School of Excellence.

Group II

Fee definitions: Cost recovery will include custodial fees, supervision/security fees, utilities and/or fees to offset wear and tear on space and equipment.

Examples of Group II entities are as listed but not limited to the following: In district sports teams and organizations and governmental entities not having a reciprocal agreement with the Xavier School of Excellence.

Group III

Charges for personnel and/or space may be waived by the Xavier School of Excellence for organizations in Group II provided the organization is approved for space use during the hours of 7:30 AM – 10:00 PM Monday through Friday and provided the event or activity does not detract, interfere or otherwise hinder in any way the work being performed by the teaching or support staff. Charges may be assessed if the use is extended for multiple date Fee definitions: Cost recovery plus at a rate determined by Xavier School of Excellence.

Examples of Group III entities are as listed but not limited to the following:

Out of district youth sports teams, organizations and governmental agencies, Non-profit 501(C) (3) organizations and adult sports teams and organizations.

To ensure proper Group Classification, non-profit groups will be required to provide proof of tax-exempt status and/or Certificate of Good Standing from the State of Indiana, Department of Business Services.

Group IV

Fee definitions: Cost recovery plus at a rate determined by Xavier School of Excellence.

-
Examples of Group IV entities are as listed but not limited to the following: For profit businesses or entities

Additional Charges:

In addition to basic facility use charges, personnel costs as shown on Schedule B (See note 5) including but not limited to, security, custodial, grounds, maintenance or other required labor or supervision may be assessed as determined by Xavier School of Excellence and deemed necessary or appropriate for the event preparation, coverage during the event and time required to return the space used by the organization for the normal school session.

Pre-approved use of the kitchen, Multi-Purpose Room, and other such “special use” areas will require the presence of Xavier School of Excellence personnel. Specific labor rates and hours will be determined at the time of submitting the Request Form.

A snow plowing and/or salting surcharge of \$175.00 per event day may be added for all events between November 1 and April 1 on non-school days.

Assessments for space use, equipment costs and personnel are to be considered as “estimates” and will be based upon the information provided at the time the Request Form is submitted. Actual charges will be determined following the event. Fractions less than one-half hour will be rounded to the nearest half-hour. Additional charges may be assessed for organizations that do not exit the facilities at the agreed upon time.

Invoices and Payment:

For periodic or recurring use, Xavier School of Excellence’s business office will invoice the organization on monthly basis. For onetime events, the District will provide a final invoice following the event. Invoices, as adjusted for actual costs, including adjustments for deposits for final invoices, are due within thirty (30) days of billing. Cancellation or revocation will render the organization responsible for all charges that are reasonably incurred and cannot be avoided by the District.

CONSENT TO TERMS OF FACILITY USE AGREEMENT

“HOLD HARMLESS AGREEMENT “

By signing, _____ agrees to comply with all of the terms contained in Indiana Schools of Excellence dba Xavier School of Excellence Facility Use Agreement. In addition, Organization agrees to protect, defend, indemnify and save harmless and release and reimburse Indiana Schools of Excellence dba Xavier School of Excellence, its Board, Board members, administrators, contractors, agents and employees from and against any and all losses, claims, demand actions, settlements, judgments, lawsuits, liabilities, expenses and attorneys' fees and costs of any kind and nature whatsoever, which Xavier School of Excellence may incur arising out of or in connection with any actual or claimed: 1) damage to, loss or destruction of property of Xavier School of Excellence or of others or 2) bodily injury, sickness or disease, including death, sustained by any person resulting from or in connection with or by reason of the use of the Xavier School of Excellence's facilities and/or equipment or occupancy or presence on Xavier School of Excellence facilities by the Organization or the Organization's board, board members, members, employees, officers, agents, contractors, guests or invitees, or those of any other organizations for which on whose behalf this Agreement is executed, including any such claim or proceeding based in whole or in part on any alleged negligence, strict liability, contribution, indemnity or other allegation against Xavier School of Excellence to the extent permitted by law. The Organization intends this indemnification to be given its broadest application to all claims. The individual executing this Agreement represents and warrants that he or she is fully authorized to enter into this Agreement on behalf of the Organization and that the Organization is fully authorized to enter into this Agreement. The Organization agrees that this Hold Harmless Agreement shall apply whenever the Organization uses a Xavier School of Excellence's facility on and after the date the Organization signs the Hold Harmless Agreement regardless of whether the time period of the Organization's use or the facility the Organization used was originally contemplated by the parties when the Organization signed the Hold Harmless Agreement.

Dated this _____ day of _____ 20____

Authorized signature of organization

Print Name

Title/Role of Organization: _____

Address: _____

Phone #: _____

Email Address: _____

SCHEDULE “A”

FACILITY SPACE CHARGES

Area / Space	Group I	Group II	Group III	Group IV
Multi-Purpose Room	N/C	\$30	\$55	\$70

SCHEDULE “B”

PERSONNEL HARGES (Weekends)

Position	Group I	Group II	Group III	Group IV
Custodial/Maintenance	45	\$45	\$55	\$60
Kitchen Personnel	45	\$35	\$40	\$45

Charges for personnel may be waived by the school for an organization in Groups II; providing the organization is approved for space use during normal work hours from (6:30 AM – 8:00 PM) Monday through Friday and providing the event or activity does not require more than minimal set-up/take- down assistance, does not detract, interfere or otherwise hinder in any way the work being performed by the staff.

CONFIDENTIAL SETTLEMENT AGREEMENT AND GENERAL RELEASE

This Settlement Agreement and General Release (“Agreement and Release”) is made by and between Dorothy A. Young, (“YOUNG”), Tania Grimes (“GRIMES”), American Quality Schools Corporation (“AQS”) and Indiana Schools of Excellence d/b/a Xavier School of Excellence (“XAVIER”) (collectively “RELEASEES”) on their behalf and all of their parent corporations, subsidiaries, affiliates, agents, officers, directors, successors, executors, assigns, managers and employees. The term “RELEASEES,” when used in this Agreement, includes GRIMES, AQS, XAVIER, their past and present parents, subsidiaries or affiliate, and their respective past or present predecessors, successors, assigns, representatives, officers, directors, agents or employees.

WHEREAS, YOUNG and RELEASEES mutually desire to resolve amicably any and all matters raised in the Equal Employment Opportunity Commission Charge No. 24M-2014-00013, FEPA Charge No. 2013-084 and the Complaint filed in the United States District Court, Northern Indiana, South Bend Division as Case No. 3:15-cv-98.

IT IS HEREBY AGREED by and between YOUNG and RELEASEES:

1. Consideration.

In full consideration of YOUNG’S execution of this Agreement and Release, and her agreement to be legally bound by its terms, RELEASEES agree to the following:

- within seven (7) days of XAVIER’s Board approval, the RELEASEES shall issue payment in the amount of Ten Thousand Dollars and No One Hundreds (\$10,000.00) on behalf of RELEASEES payable to Dorothy A.

Young;

- Payment will be made by either AQS or XAVIER or both, but this Confidential Settlement Agreement and General Release and consideration covers all RELEASEES;
- YOUNG agrees that she will not seek any future employment with either AQS or XAVIER.

2. Release of Claims.

In return, YOUNG and the RELEASEES, mutually, fully release and forever discharge each other, their insurers, related entities, and any of their respective officers, directors, shareholders, agents, attorneys, and employees, and all persons acting by, through, under or in concert with any of them (collectively the “RELEASEES”), from any and all contractual, statutory, administrative, and common law claims, demands, liabilities or obligations (including attorney fees), whether known or unknown, discovered or undiscovered, matured or unmatured, that arise out of or relate in any manner to YOUNG’S employment with the RELEASEES up to the date and time each party executes this Agreement. Both agree that this unqualified release and waiver of claims includes, but is not limited to, any and all rights, entitlements, or claims which either possess pursuant to the Federal Age Discrimination in Employment Act of 1967, as amended (29 U.S.C. ' 621 et. seq.); Title VII of the Federal Civil Rights Act of 1964, as amended (42 U.S.C. ' 2000e et. seq.); the Federal Equal Pay Act of 1963, as amended (29 U.S.C. ' 206(d) (1)-(4)); the Federal Civil Rights Act of 1866 and 1871 (42 U.S.C. " 1981, 1983 and 1985); the National Labor Relations Act, as amended (29 U.S.C. ' 151 et. seq.); the Indiana Civil Rights Act (I.C. ' 22-9-1-1 et. seq.); the Indiana Wage Claims Statute (I.C. ' 22-2-9-1 et. seq.); the Indiana Wage Payment

Statute (I.C. ' 22-2-5-1 et. seq.); the Employee Retirement Income Security Act of 1974, as amended (29 U.S.C. ' 1001 et. seq.); the Rehabilitation Act of 1974 (29 U.S.C. ' 701 et. seq.); the Fair Labor Standards Act (29 U.S.C. ' 201 et. seq.); the Occupational Safety and Health Act (29 U.S.C. ' 651 et. seq.); the Immigration Reform and Control Act (8 U.S.C. ' 1101 et. seq.); the Americans with Disabilities Act of 1990 (42 U.S.C. ' 12101 et. seq.); the Family and Medical Leave Act of 1993 (29 U.S.C. ' 2611 et. seq.); the Health Insurance Portability and Accountability Act of 1996 (46 U.S.C. ' 300gg et. seq.); and the Consolidated Omnibus Budget Reconciliation Act (COBRA) (29 U.S.C. ' 1161 et. seq.).

a. The parties agree to fully, finally and forever withdraw, dismiss with prejudice, terminate and not reinstate any and all pending complaints, lawsuits, and grievances which have been brought against any Party or RELEASEES, including, but not limited to Equal Employment Opportunity Commission Complaint No. 24M-2014-00013, FEPA No. 2013-084 and all claims brought in the lawsuit 3:15-cv-98 listed above. The parties will stipulate to the dismissal with prejudice of Case No. 3:15-cv-98, and any and all other claims, complaints, grievances, and causes of action pending against the any Party or RELEASEES, by executing documents deemed necessary by the EEOC, the District Court stated above and any other organization before which the complaints or claims are pending, as a final and binding closure of those complaints and any other pending claims.

3. No Admission.

The RELEASEES deny that YOUNG has been discriminated against by the RELEASEES, its employees, agents, and/or board members, or that the RELEASEES or any of its employees, agents, or board members have violated any law or regulation with respect to the disputed actions

and statements. Correspondingly, YOUNG'S entering into this Agreement and Release does not constitute a denial of the claims she raised in this matter. However, in order to avoid the cost of continued litigation, the parties have reached a final and full settlement encompassing all claims in the above referenced in EEOC Complaint No. 24-M-2014-00013, FEPA No. 2013-084, lawsuit 3:15-cv-98, stated above and any and all other claims arising from YOUNG'S employment with the RELEASEES.

YOUNG agrees that neither she nor her attorney, if any, are entitled to an award of fees and/or costs as a result of the RELEASEES entering into this Agreement and Release. Young further agrees that she is solely responsible for payment of her attorney fees and costs, if any, which may have incurred in this matter.

The RELEASEES agree that neither they nor their attorney, if any, are entitled to an award of fees and/or costs as a result of YOUNG'S entering into this Agreement and Release. The RELEASEES further agree that they are solely responsible for the payment of their attorney fees and costs, if any, which have been incurred in this matter.

4. Confidentiality and Non-Disparagement.

The parties agree that they will not disclose or publish, directly or indirectly, verbally, in writing or otherwise, to any person or entity, with the exception of spouses, tax preparer, governmental tax authorities, attorney or office manager, or as otherwise required by law, the existence, amount, terms or conditions of this settlement of this Agreement. If either party is asked about any aspect of the claims the parties will state only that "the matter has been resolved" or words to similar effect.

The parties further agree that neither shall disparage the other. AQS shall provide YOUNG

with a neutral employment reference disclosing to prospective employers only her dates of employment and positions held.

The parties further agree that if either party or any representative of either party or anyone acting on their behalf violates this confidentiality provision or any other provision of this agreement, either shall have the right to seek enforcement of this confidentiality provision in a court of competent jurisdiction and to recover any damages which it is entitled to recover by law.

5. Sole Agreement.

All agreements and understandings of the parties are set forth herein and no other Agreement between the parties, if any, shall be binding unless in writing and signed by all parties hereto.

6. Severability.

The parties hereby agree that should any provisions of this Agreement and Release be determined by any court to be illegal or invalid, the validity of the remaining terms or provisions shall not be affected thereby, and said illegal or invalid part, term or provision shall be deemed not to be part of this Agreement and Release.

7. Covenant Not to Sue.

As a material inducement to the RELEASEES to enter into this Agreement and Release, YOUNG represents and warrants that she has not filed any complaints, lawsuits, or grievances against RELEASEES other than EEOC Complaint No. 24M-2014-00013, FEPA No. 2013-084 and lawsuit 3:15-cv-98 stated above and further agrees not to file or re-file any complaints, lawsuits or grievances that she has against the RELEASEES as of the date of this Agreement and Release. YOUNG further represents and warrants that she has not assigned or transferred, to any person or

entity, any complaint, lawsuit, grievance or other claim against the RELEASEES.

As a material inducement to YOUNG to enter into this Agreement and Release, the RELEASEES represent and warrant that they have not filed any complaints, lawsuits, or grievances against YOUNG and further agree not to file or re-file any complaints, lawsuits or grievances that they have against YOUNG as of this date of this Agreement and Release. The RELEASEES further represent and warrant that it has not assigned or transferred, to any person or entity, any complaint, lawsuit, grievance or other claim against YOUNG.

8. Applicable Law.

The terms of this Agreement and Release shall be governed and interpreted by and under the laws of the State of Indiana.

9. Certification.

The parties hereby certify that they have read the terms of this Agreement and Release and that they understand its terms and effect. YOUNG acknowledges that she has had the opportunity to discuss the settlement of her claims with an attorney of her choosing. YOUNG acknowledges that she voluntarily executes this Agreement and Release of her own volition with a full understanding of its terms and effect, and with the intention of releasing all claims which are stated in this Agreement and Release in exchange for the consideration described herein, which she acknowledges is adequate and satisfactory to her.

The RELEASEES acknowledges that they have had the opportunity to discuss this Agreement and Release with an attorney of their choosing. They acknowledge that they voluntarily execute this Agreement and Release of their own volition with a full understanding of its terms and effect, and with the intention of releasing all claims or potential claims, which are

stated in this Agreement, and Release in exchange for the promises described herein, which it acknowledges are adequate and satisfactory consideration.

This Agreement may only be modified in writing signed by the parties.

The parties and counsel, if any, agree that in the interest of speedily concluding this matter, the execution of this Agreement may be accomplished by separate execution of this Agreement, the executed signature pages to be attached to the body of the Agreement to constitute one fully executed Agreement. An e-mailed, PDF, photocopy or faxed signature shall be as effective as an original.

IN WITNESS THEREOF, and intending to be legally bound by all of its terms, Dorothy A. Young, Tania Grimes, American Quality Schools Corporation, and Indiana Schools of Excellence d/b/a Xavier School of Excellence execute the foregoing Agreement and Release.

Date

Dorothy A. Young

Date

Tania Grimes

Date

Michael Bakalis for American Quality Schools Corporation

Date

Albert Smith for Indiana Schools of Excellence d/b/a Xavier School of Excellence



From: Charles Jamerson
To: [ISE School Board](#)
Cc: ise.School.board@gmail.com
Subject: FW: Letter of Resignation
Date: Thursday, December 21, 2017 5:39:30 PM

From: Charles Jamerson
Sent: Wednesday, December 20, 2017 4:46 PM
To: Albert Smith; Turner-Smith, Yolanda UTAS; Phyllis Taylor-Perry; Samantha Smith; Rhonda Davis
Subject: Letter of Resignation

To All Present Xavier Board members and Founders,

As of December 31, 2017 I, Charles E Jamerson School Board member(Co-Founder)am no longer able to serve as a board member of Xavier School of Excellence. As a Board Member and Co-Founder, I have learned so much from you all. I pray that in some small way I added to the whole. I know I leave the School in capable hands. Whenever founder's events arise I will do my best to make them. My email is the same and so is my cell (574 229 0688). Thanks again, I wouldn't give anything for my journey.

Pastor Charles Jamerson
World Harvest
International Prayerline Director
61300 S. Ironwood Rd.
South Bend,In. 46614
Prayer@lesea.com



School Board Meeting

Wednesday

January 17, 2018

6:00 pm

Executive Session to follow

IC 5-14-1.5-6.1

Executive sessions

Sec. 6.1. (a) As used in this section, "public official" means a person:

- (1) who is a member of a governing body of a public agency; or
 - (2) whose tenure and compensation are fixed by law and who executes an oath.
- (b) Executive sessions may be held only in the following instances:
- (1) Where authorized by federal or state statute.
 - (2) For discussion of strategy with respect to any of the following:
 - (A) Collective bargaining.
 - (E) School consolidation.

January 17, 2018

Board of Directors
Meeting Minutes



Call to Order: 6:20 pm.

Board Members Attendance:

Yolanda Turner- Smith	Rhonda Davis	Janet Krouse	Phyllis Taylor- Perry	Albert Smith
X	X	X	X	X

Motion to approve today's agenda: Moved by Phyllis Taylor-Perry, seconded by Rhonda Davis, and passed unanimously.

Motion to approve the meeting minutes from the December 20, 2017 meeting into board record. Moved by Rhonda Davis, seconded by Phyllis Taylor-Perry, and passed unanimously.

XSE Director's Report: (SEE ATTACHMENT 1)

Motioned to accept the January 17, 2018 Director's Report into board record Moved by Janet Krouse, seconded by Phyllis Taylor-Perry and passed unanimously.

Financial Reports: (SEE ATTACHMENT 2)

Motioned to accept the December 31, 2017 Financial Report and January 14, 2018 Cash Projections into board record Moved by Janet Krouse, seconded by Phyllis Taylor-Perry and passed unanimously.

President Turner-Smith requested an updated 2017-2018 Budget for the February 21, 2018 Board Meeting

Parent Resource Network :(SEE ATTACHMENT 3)

Motioned to accept the December 5, 2017 PRN Report into board record Moved by Rhonda Davis, seconded by Janet Krouse and passed unanimously.

Facilities Report:

There was no Facilities Report.

Indiana Schools of Excellence:

Motioned to approve into board records that a cover letter and application to Indiana Chartering Board and Trine Educational One be sent out before the press release. Moved by Janet Krouse, seconded by Mr. Smith and passed unanimously.

Motioned to approve into board record to allow Ms. Turner-Smith the school leadership to develop a Press Statement for Xavier's current situation to be release as soon as possible. Moved by Janet Krouse, seconded by Mr. Smith and passed unanimously.

Motioned to approve into board record to allow Ms. Turner-Smith, Mrs. Smith and Mr. Doctor to develop a rebuttal letter to Ball State. Moved by Albert Smith, seconded by Janet Krouse and passed unanimously. Mr. Smith requests that an email be sent to all board members for input.

Mr. Smith will follow up with Patricia Mastagh next week regarding hiring Ms. Mastagh as Xavier School and board attorney.

January 17, 2018

**Board of Directors
Meeting Minutes**



Motioned to approve into board record the 2018-2019 School Calendar. Moved by Rhonda Davis, seconded by Phyllis Taylor-Perry and passed unanimously.

Announce date and time of next board meeting. (February 21, 2018 at 6:00pm.)

Motion to Adjourn: 6:54 p.m. Moved by Phyllis Taylor-Perry, seconded by Rhonda Davis and passed unanimously.

January 17, 2018

**Board of Directors
Meeting Minutes**



[XSE Director's Report:](#) (ATTACHMENT 1)



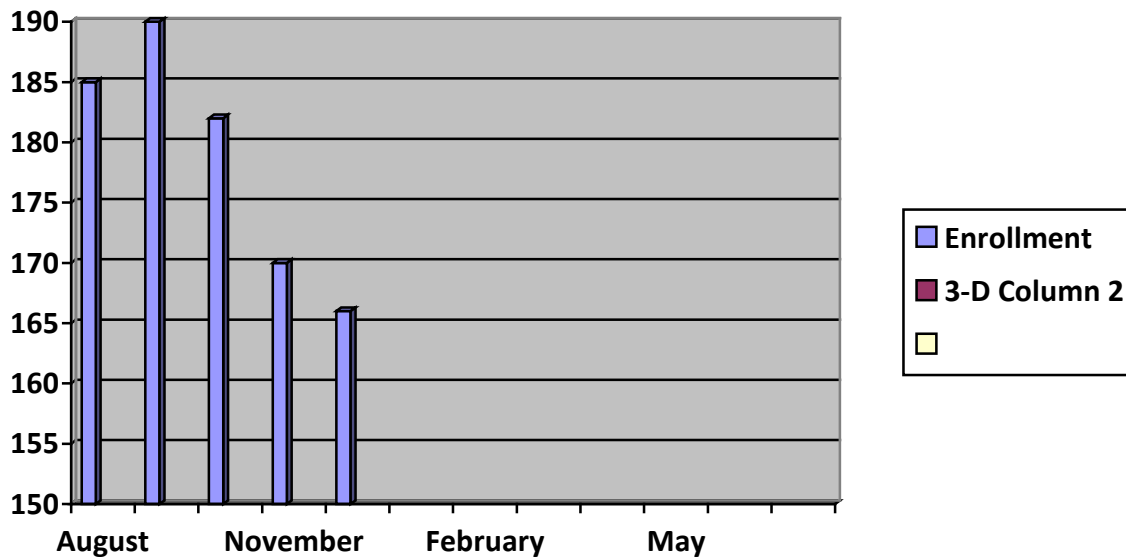
Director's Report January 17, 2018

ENROLLMENT SUMMARY

Total Enrollment- 166

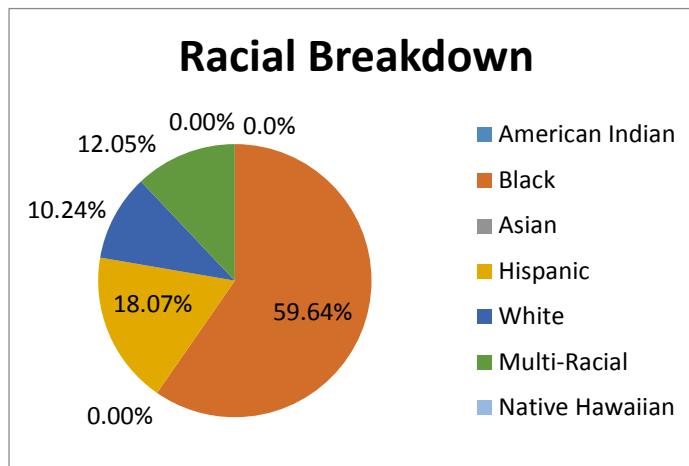
Special Education Population: 32 (19 %)

Xavier School of Excellence 2017-2018 Student Enrollments



Racial Breakdown & Free/Reduced Lunch Status

American Indian = 0	All Students Receive Free Lunches
Black = 99	
Asian = 0	
Hispanic = 30	
White = 17	
Multi-Racial = 20	
Native Hawaiian = 0	



Racial Breakdown by Grade

Grade	Race							Total
	American Indian	Black	Asian	Hispanic	White	Multi-racial	Hawaiian	
KG	0	20	0	4	4	5	0	33
1st	0	7	0	1	1	3	0	12
2nd	0	13	0	2	0	1	0	16
3rd	0	15	0	4	3	1	0	23
4th	0	4	0	1	1	2	0	8
5th	0	12	0	3	2	2	0	19
6th	0	14	0	3	3	2	0	22
7th	0	8	0	6	2	1	0	17
8th	0	6	0	6	1	3	0	16
9th								
10th								
11th								
12th								
Grand Total								166

DISCIPLINE

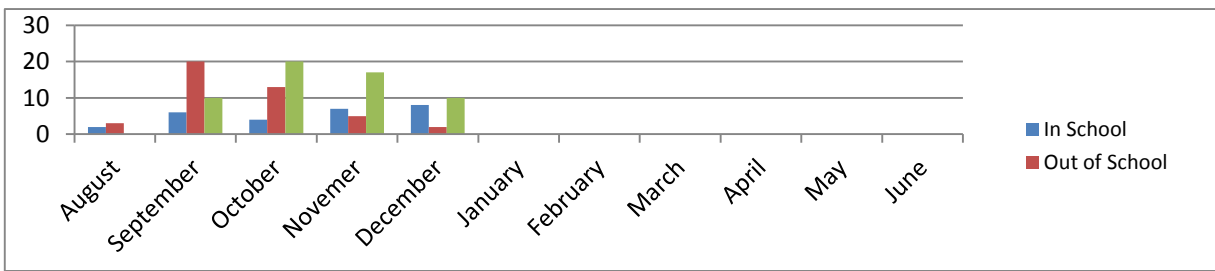
Assistant Principal
 Monthly Report –December 2017

Student Disciplinary Report: Include any additional pertinent information related to specific cases

December Number of days in school: 15

	TIER 1 KDG		1 st	2 nd	3 rd	4 th	5 th	6 th	7 th	8 th	Total
Referrals											
Total Number of Discipline Referrals	0	7	0	25	3	4	9	7	12	0	67
Category 1	0	0	0	0	0	0	0	0	0	0	0
Category 2	0	0	0	0	0	0	1	0	0	0	1
Category 3	0	7	0	25	3	4	8	7	12	0	66
Crisis Screening											
Community Service											
Number of Students Assigned to Detention (L=Lunch Detention D=Before or after school detention)	0(L) 0(L)	0(L) 0(L)	0(L) 0(D)	3(L) 0(D)	0(L) 0(D)	1(L) 0(D)	0(L) 0(D)	3(L) 0(D)	3(L) 0(D)	0(L) 0(D)	10(L) 0(D)
Number of In-School Suspensions	0	0	0	0	1	0	2	1	4	0	8
Number of Out-of-School Suspensions	0	1	0	0	0	1	0	0	0	0	2
Sent home early and/or picked up by parent/guardian	0	0	0	0	1	0	1	1	2	0	5
At Home Isolations											
Number of Expulsion Requests											
Number of Students on Tier 2 Behavior Plans											
Grand Total											67

**Number of Suspensions/Detentions
 August 2017-June 2018**



	In School Suspension	Out-of-School Suspension	Detentions
August	2	3	0
September	6	20	10
October	4	13	20
November	7	5	17
December	8	2	10
January			
February			
March			
April			
May			
June			
Grand Total	27	43	57

NURSE

For the past month:

- Total visits to office: 63
- Number of medication visits: 22
- Number of students sent home ill: 6
- Number of parents called: 14
- Number of Screenings: 0
- Number of Accident Reports: 13
- 911 Calls: 0

STAFF

- Still looking for Spanish Teacher, PE teacher, nurse, and MS Language Arts teacher. All positions have been placed in IDOE Job Bank.

SCHOOL INFRASTRUCTURE

- Nothing to report.

BUILDING

- Nothing to report.

NOTABLE ACTIVITIES

- Art Eakins (lead janitor) won staff character education on the month.
- PRN held a movie night at the school on December 15th.
- Winter Musical was on December 21st and was a great success.
- Productive Teacher Professional Development was held on December 22nd.

BSU & IDOE REPORTING

December 2017 Board Meeting Submission	Who is report for	Due Date	Completed Date	Completed By
Real Time Report	IDOE	Every Thursday	weekly	S.Smith
STN Reports	IDOE		Daily since beginning of school; assigning state numbers to incoming K students but when system have been updated for 2015-16 school year it is only required every 15 th of the month but can be done as frequent as needed.	S. Smith
CSAPPHIRE Updates	Ball State OCS	12/15/17	12/15/17	Doctor

TEAM MEMBER ASSESSMENT

- IT is preparing laptops for WIDA, ISTAR, and ISTEP.
- Second round of NWEA to begin January 16th.

GRANTS AND PARTNERSHIPS

- Nothing to report.

MEDIA

- Nothing to report.

BALL STATE and IDOE INTERACTIONS

- Phone conference with Dr. Marra and Ball State team on December 14 regarding financial updates/concerns.

PROFESSIONAL DEVELOPMENT

- December 6th – Presentation – Michelle Roberts, Director of Computing Outreach Education providing second session on integrating technology and coding in a variety of subjects.
- December 13th – Committee Meetings
- December 20th – Teacher Work Day

UPCOMING EVENTS

- **January 27th – Xavier's Winter Wonderland Family Dance**
- **February 26 – ISTEP, Part I**

January 17, 2018

**Board of Directors
Meeting Minutes**



[Financial Reports:](#) (ATTACHMENT 2)

Xavier School of Excellence, Inc
Board Financial Reports
December 31, 2017

Indiana Schools of Excellence, Inc
Balance Sheet
As of December 31, 2017

	Jun 30, 17	Sep 30, 17	Oct 31, 17	Nov 30, 17	Dec 31, 17
ASSETS					
Current Assets					
Checking/Savings					
8090000 · Notre Dame General Checking	-5,118.77	34,709.28	10,334.47	24,263.39	51,149.55
8000000 · Notre Dame Gen Payroll	232.15	8,105.62	7,641.09	487.73	321.40
8040000 · Notre Dame St Act Checking	32,664.52	32,670.02	32,855.58	32,857.65	31,916.05
8050000 · Board Reserve NDFCU Savings	272.13	272.13	272.13	272.13	272.13
8060000 · Notre Dame - PRN Account	4,208.50	3,448.26	3,448.26	3,448.26	3,566.03
8070000 · Notre Dame - ISE	516.30	516.30	516.30	516.30	516.30
8100000 · Petty Cash	300.00	300.00	300.00	300.00	300.00
Total Checking/Savings	33,074.83	80,021.61	55,367.83	62,145.46	88,041.46
Accounts Receivable					
11000 · Accounts Receivable	0.00	0.00	13,066.06	26,247.86	10,026.76
Total Accounts Receivable	0.00	0.00	13,066.06	26,247.86	10,026.76
Other Current Assets					
107 · Payroll Clearing	0.00	0.00	0.00	600.00	0.00
8300000 · Grants Receivable	95,487.10	34,390.00	72,630.51	47,394.89	34,390.00
8400000 · PrePaid Expenses	0.00	14,373.14	9,509.76	12,077.72	15,335.86
8900000 · Security Deposits	980.18	980.18	980.18	980.18	980.18
Total Other Current Assets	96,467.28	49,743.32	83,120.45	61,052.79	50,706.04
Total Current Assets	129,542.11	129,764.93	151,554.34	149,446.11	148,774.26
Fixed Assets					
8720000 · Structures and Improvements	2,626,850.93	2,626,850.93	2,626,850.93	2,626,850.93	2,626,850.93
8730000 · Equipment	284,388.02	284,388.02	284,388.02	284,388.02	284,388.02
8740000 · Computer Equipment	408,662.22	408,662.22	408,662.22	408,662.22	408,662.22
8750000 · Furniture and Fixtures	116,496.74	116,496.74	116,496.74	116,496.74	116,496.74
7 · Accumulated Depreciation	-1,787,583.64	-1,835,637.85	-1,851,655.92	-1,867,673.99	-1,883,692.06
Total Fixed Assets	1,648,814.27	1,600,760.06	1,584,741.99	1,568,723.92	1,552,705.85
TOTAL ASSETS	1,778,356.38	1,730,524.99	1,736,296.33	1,718,170.03	1,701,480.11

Indiana Schools of Excellence, Inc
Balance Sheet
As of December 31, 2017

	Jun 30, 17	Sep 30, 17	Oct 31, 17	Nov 30, 17	Dec 31, 17
LIABILITIES & EQUITY					
Liabilities					
Current Liabilities					
Accounts Payable					
9010000 · Accounts Payable-Other	39,095.53	83,298.98	73,259.96	77,785.58	48,005.96
9012000 · Accounts Payable-FSP	208,577.71	208,169.91	208,169.91	208,169.91	208,169.91
Total Accounts Payable	247,673.24	291,468.89	281,429.87	285,955.49	256,175.87
Other Current Liabilities					
9000000 · Payroll Liability	127,309.03	127,309.03	127,309.03	127,309.03	127,309.03
9000230 · Child Support 1	0.00	0.00	20.00	40.00	57.50
9000232 · Federal Tax withholding	0.00	7,767.48	7,485.46	0.00	0.00
9000233 · IN State & County Tax WH	3,397.00	5,244.12	3,098.37	3,177.47	3,162.52
9000235 · State Unemployment Taxes	1,697.68	1,343.62	390.66	707.32	805.85
9250000 · TRF Payable	2,082.06	0.00	0.00	0.00	0.00
9260000 · PERF Payable	1,822.84	0.00	0.00	0.00	0.00
9400000 · Current Portion-Long Term Debt	1,829,759.09	1,800,279.85	1,790,459.58	1,780,422.36	1,770,439.56
Total Other Current Liabilities	1,966,067.70	1,941,944.10	1,928,763.10	1,911,656.18	1,901,774.46
Total Current Liabilities	2,213,740.94	2,233,412.99	2,210,192.97	2,197,611.67	2,157,950.33
Long Term Liabilities					
6100262 · Loan Payable United Bank	287,522.98	268,808.49	262,526.52	256,244.55	249,945.64
6100263 · Loan Payable-IFF Bldg	1,500,000.00	1,500,000.00	1,500,000.00	1,500,000.00	1,500,000.00
6100264 · Loan Payable-CSDC Bldg	42,236.11	31,471.36	27,833.06	24,177.81	20,493.92
6100265 · Less Current Portion	-1,829,759.09	-1,800,279.85	-1,790,459.58	-1,780,422.36	-1,770,439.56
Total Long Term Liabilities	0.00	0.00	-100.00	0.00	0.00
Total Liabilities	2,213,740.94	2,233,412.99	2,210,092.97	2,197,611.67	2,157,950.33
Equity					
30000 · Opening Balance Equity	-153,062.06	-153,062.06	-153,062.06	-153,062.06	-153,062.06
32000 · Unrestricted Net Assets	-609,054.02	-691,554.33	-691,554.33	-691,554.33	-691,554.33
9800000 · Due From (To) Debt Service Fd	73,687.20	103,906.69	114,023.66	124,140.63	134,274.54
9810000 · Due From Fixed Asset Fund	-40,312.75	-40,312.75	-40,312.75	-40,312.75	-40,312.75
9900000 · Fund Balance-XSE	375,857.38	379,581.66	379,581.66	379,581.66	379,581.66
Net Income	-82,500.31	-101,447.21	-82,472.82	-98,234.79	-85,397.28
Total Equity	-435,384.56	-502,888.00	-473,796.64	-479,441.64	-456,470.22
TOTAL LIABILITIES & EQUITY	1,778,356.38	1,730,524.99	1,736,296.33	1,718,170.03	1,701,480.11

Indiana Schools of Excellence, Inc
Profit & Loss Budget vs. Actual 2017-2018
July through December 2017

				TOTAL		
	Dec 17	Budget	\$ Over Budget	Jul - Dec 17	Budget	\$ Over Budget
Ordinary Income/Expense						
Income						
1760000 · PRN - Fundraising Net	(79.08)			(382.63)		(382.63)
1510000 · Interest on Investments	7.92			36.58		36.58
1611000 · School Lunch Program	616.08	550.00	66.08	3,398.23	4,250.00	(851.77)
1800000 · Student Activity Fees	129.85			(379.32)		(379.32)
1999000 · Other	44,816.00	50,000.00	(5,184.00)	131,089.70	101,000.00	30,089.70
3111000 · Basic Grant	95,633.75	118,743.00	(23,109.25)	666,238.50	712,458.00	(46,219.50)
3230000 · High Ability Grant HAG	5,394.00	-	5,394.00	5,394.00	-	5,394.00
4291000 · Federal School Lunch Reimb	10,026.76	10,000.00	26.76	62,093.64	56,000.00	6,093.64
3255000 · Special Education Grant	10,584.00	30,584.00	(20,000.00)	63,504.00	83,504.00	(20,000.00)
4229000 · Title II Part A	-			15,666.00		15,666.00
4514000 · Title I 12-13	-	16,800.00	(16,800.00)	51,245.40	67,200.00	(15,954.60)
Total Income	167,129.28	226,677.00	(59,547.72)	997,904.10	1,024,412.00	(26,507.90)
Gross Profit	167,129.28	226,677.00	(59,547.72)	997,904.10	1,024,412.00	(26,507.90)
Expense						
1 · Education Direct						
11 · Direct Education Wages	42,281.22	48,879.00	(6,597.78)	306,132.05	317,713.00	(11,580.95)
12 · Direct Education Payroll Taxes	3,156.61	4,104.00	(947.39)	23,710.46	26,676.00	(2,965.54)
13 · Direct Education EE Benefits	9,178.14	12,434.00	(3,255.86)	61,413.62	80,812.00	(19,398.38)
1110311 · Educational Field Trip Activity	-			390.00		390.00
1110510 · ElementaryField Trip Transport	-	400.00	(400.00)	510.00	2,400.00	(1,890.00)
1110611 · Elem Instructional Material	499.95	-	499.95	3,835.67	8,000.00	(4,164.33)
1110747 · Elementary Software	1,251.60	-	1,251.60	1,251.60	2,000.00	(748.40)
1191319 · Student Testing-Pro Service	-	-	-	1,080.00	2,500.00	(1,420.00)
Total 1 · Education Direct	56,367.52	65,817.00	(9,449.48)	398,323.40	440,101.00	(41,777.60)
2 · Student & Staff Services						
21 · Student & Staff Services Wages	3,299.16	6,584.00	(3,284.84)	33,072.43	42,798.00	(9,725.57)
22 · Student & Staff Services PR Tax	243.79	540.00	(296.21)	2,449.50	3,509.00	(1,059.50)
23 · Student & Staff EE Benefits	1,260.38	1,900.00	(639.62)	12,335.63	12,346.00	(10.37)
2134611 · Nurse-Supplies	-	42.00	(42.00)	77.40	248.00	(170.60)
2142319 · Psychological Testing-Prof Svc	2,700.00	200.00	2,500.00	4,380.00	800.00	3,580.00
2152319 · Speech Pathology-Prof Service	2,275.00	2,600.00	(325.00)	13,335.00	10,400.00	2,935.00
2162319 · Occupational Therapy Services	125.00	200.00	(75.00)	1,620.00	800.00	820.00
2199611 · Student Svcs-Operation Supplies	-	-	-	1,861.50	1,800.00	61.50
2212312 · Instr Curr Devel Progr Improv	877.80			2,058.34		2,058.34
2213312 · Instr Staff Train-Progr Improv	-	-	-	150.00	3,000.00	(2,850.00)
2213319 · Instr Staff Train-Prof Service	-			1,180.00		1,180.00
2213580 · Instr Staff Train Travel	342.84			1,225.72		1,225.72
2213611 · Instr. Staff Train supplies	-	-	-	-	500.00	(500.00)
Total 2 · Student & Staff Services	11,123.97	12,066.00	(942.03)	73,745.52	76,201.00	(2,455.48)
3 · Food Services						
3120319 · Food Prep-DispProfessional Svc	6,800.00	7,300.00	(500.00)	33,876.93	29,200.00	4,676.93
3120420 · Food Prep-Cleaning Supplies	100.00	50.00	50.00	309.89	200.00	109.89
3120430 · Food Prep-Disp-Repairs & Maint	100.00	200.00	(100.00)	100.00	800.00	(700.00)
3120611 · Food Prep-Disp-Supplies	25.00	200.00	(175.00)	2,418.27	800.00	1,618.27
3140614 · Food Prep-Purchase Food	5,900.00	7,777.00	(1,877.00)	32,268.39	31,108.00	1,160.39
Total 3 · Food Services	12,925.00	15,527.00	(2,602.00)	68,973.48	62,108.00	6,865.48
4 · Administrative						
41 · Administrative Wages	17,206.64	17,384.00	(177.36)	127,154.95	112,997.00	14,157.95
42 · Administrative - PR Taxes	1,312.03	1,418.00	(105.97)	9,839.81	9,237.00	602.81
43 · Administrative EE Benefits	4,419.34	2,363.00	2,056.34	26,553.68	15,359.00	11,194.68
2321319 · Gen Admin-Professional Service	2,168.52	2,300.00	(131.48)	20,634.64	13,800.00	6,834.64
2321531 · Gen Admin-Telephone	-	100.00	(100.00)	720.00	600.00	120.00
2321532 · Genl Admin-Postage	-	-	-	222.18	-	222.18
2322540 · Comm Relation-Advertise	-			1,084.65		1,084.65
2322593 · Comm Relation-Recruitment	-	10.00	(10.00)	-	60.00	(60.00)
2410319 · School-Other Professional Fees	-			239.45		239.45

Indiana Schools of Excellence, Inc
Profit & Loss Budget vs. Actual 2017-2018
July through December 2017

				TOTAL		
	Dec 17	Budget	\$ Over Budget	Jul - Dec 17	Budget	\$ Over Budget
2236744 · Network Support-Connectivity	-	250.00	(250.00)	-	1,500.00	(1,500.00)
2236319 · Network Support-Prof Service	4,510.00	3,775.00	735.00	16,744.48	22,650.00	(5,905.52)
2410531 · Sch Admin-Telephone	653.13	400.00	253.13	4,720.59	2,400.00	2,320.59
2410532 · Sch Admin-Postage	-	-	-	62.64	-	62.64
2410550 · Sch Admin-Printing and Copying	1,085.80	1,000.00	85.80	9,229.45	6,000.00	3,229.45
2410580 · Sch Admin-Travel	164.12			722.09		722.09
2410611 · Sch Admin-Office Supplies	462.14	400.00	62.14	3,269.26	2,400.00	869.26
2410810 · Sch Admin-Dues and Fees	-			89.10		89.10
2515314 · Payroll Service-Billing Fees	171.92	225.00	(53.08)	1,250.44	1,500.00	(249.56)
2516319 · Financial Acct-Professional Svc	1,975.00	1,975.00	-	11,850.00	13,350.00	(1,500.00)
5920871 · Bank Account Service Charges	-			6.00		6.00
2660312 · Security Srv Contract Srv	200.00	260.00	(60.00)	2,052.00	1,690.00	362.00
2670520 · Insurance-(non-vehicle)	988.45	1,975.00	(986.55)	22,343.57	11,850.00	10,493.57
Total 4 · Administrative	35,317.09	33,835.00	1,482.09	258,788.98	215,393.00	43,395.98
5 · Maintenance Services						
5.11 · Wage Expenses	5,184.91	6,420.00	(1,235.09)	33,726.85	41,732.00	(8,005.15)
5.1 · Utilities	3,886.10	4,725.00	(838.90)	23,139.15	22,450.00	689.15
2620319 · Maint Bldg-Professional Servic	44.00	40.00	4.00	264.00	240.00	24.00
2620412 · Maint Bldg-Waste Removal	368.00	375.00	(7.00)	2,208.00	2,250.00	(42.00)
2620430 · Maint Bldg-Repairs & Maint.	652.60	400.00	252.60	12,030.38	2,400.00	9,630.38
2620611 · Maint Bldg-Supplies	899.76	900.00	(0.24)	6,550.40	5,400.00	1,150.40
2630319 · Maint Ground-Professional Svc	440.00	500.00	(60.00)	1,425.00	500.00	925.00
Total 5 · Maintenance Services	11,475.37	13,360.00	(1,884.63)	79,343.78	74,972.00	4,371.78
Total Expense	127,208.95	140,605.00	(13,396.05)	879,175.16	868,775.00	10,400.16
Net Ordinary Income	39,920.33	86,072.00	(46,151.67)	118,728.94	155,637.00	(36,908.06)
Other Income/Expense						
Other Expense						
6 · Other Expenses						
5120831 · Temp Loan-Principal Repayment	10,133.91	10,500.00	(366.09)	60,587.34	61,000.00	(412.66)
5220832 · Temp Loan-Interest Exp Payment	930.84	9,000.00	(8,069.16)	47,430.46	54,000.00	(6,569.54)
61 · Depreciation	16,018.07	16,017.00	1.07	96,108.42	96,102.00	6.42
Total 6 · Other Expenses	27,082.82	35,517.00	(8,434.18)	204,126.22	211,102.00	(6,975.78)
Total Other Expense	27,082.82	35,517.00	(8,434.18)	204,126.22	211,102.00	(6,975.78)
Net Other Income	(27,082.82)	(35,517.00)	8,434.18	(204,126.22)	(211,102.00)	6,975.78
	12,837.51	50,555.00	(37,717.49)	(85,397.28)	(55,465.00)	(29,932.28)

Indiana Schools of Excellence, Inc
Profit & Loss Current vs Last Year
July through December 2017

				TOTAL		
	Dec 17	Dec 16	\$ Change	Jul - Dec 17	Jul - Dec 16	\$ Change
Ordinary Income/Expense						
Income						
1760000 · PRN - Fundraising Net	(79.08)	-	(79.08)	(382.63)	-	(382.63)
1510000 · Interest on Investments	7.92	4.77	3.15	36.58	31.19	5.39
1611000 · School Lunch Program	616.08	512.65	103.43	3,398.23	4,292.16	(893.93)
1741000 · Student Fees	-	-	-	-	(100.00)	100.00
1800000 · Student Activity Fees	129.85	(85.00)	214.85	(379.32)	(370.70)	(8.62)
1999000 · Other	44,816.00	54,302.66	(9,486.66)	131,089.70	112,598.56	18,491.14
3111000 · Basic Grant	95,633.75	110,732.50	(15,098.75)	666,238.50	732,539.00	(66,300.50)
3230000 · High Ability Grant HAG	5,394.00	-	5,394.00	5,394.00	-	5,394.00
3910000 · Textbook Reimbursements	-	-	-	-	29.92	(29.92)
4291000 · Federal School Lunch Reimb	10,026.76	9,744.29	282.47	62,093.64	58,015.15	4,078.49
3255000 · Special Education Grant	10,584.00	11,150.00	(566.00)	63,504.00	66,900.00	(3,396.00)
4229000 · Title II Part A	-	-	-	15,666.00	-	15,666.00
4514000 · Title I 12-13	-	11,691.42	(11,691.42)	51,245.40	56,441.88	(5,196.48)
Total Income	167,129.28	198,053.29	(30,924.01)	997,904.10	1,030,377.16	(32,473.06)
Gross Profit	167,129.28	198,053.29	(30,924.01)	997,904.10	1,030,377.16	(32,473.06)
Expense						
1 · Education Direct						
11 · Direct Education Wages	42,281.22	49,439.27	(7,158.05)	306,132.05	354,069.18	(47,937.13)
12 · Direct Education Payroll Taxes	3,156.61	3,744.22	(587.61)	23,710.46	27,303.63	(3,593.17)
13 · Direct Education EE Benefits	9,178.14	5,324.78	3,853.36	61,413.62	82,264.65	(20,851.03)
1110311 · Educational Field Trip Activity	-	-	-	390.00	10.00	380.00
1110510 · ElementaryField Trip Transport	-	-	-	510.00	200.00	310.00
1110611 · Elem Instructional Material	499.95	-	499.95	3,835.67	10,359.82	(6,524.15)
1110747 · Elementary Software	1,251.60	-	1,251.60	1,251.60	1,251.60	-
1191319 · Student Testing-Pro Service	-	-	-	1,080.00	2,300.00	(1,220.00)
Total 1 · Education Direct	56,367.52	58,508.27	(2,140.75)	398,323.40	477,758.88	(79,435.48)
2 · Student & Staff Services						
21 · Student & Staff Services Wages	3,299.16	6,430.30	(3,131.14)	33,072.43	43,797.06	(10,724.63)
22 · Student & Staff Services PR Tax	243.79	470.98	(227.19)	2,449.50	3,214.37	(764.87)
23 · Student & Staff EE Benefits	1,260.38	2,186.40	(926.02)	12,335.63	12,829.36	(493.73)
2134611 · Nurse-Supplies	-	-	-	77.40	23.68	53.72
2142319 · Psychological Testing-Prof Svc	2,700.00	-	2,700.00	4,380.00	900.00	3,480.00
2152319 · Speech Pathology-Prof Service	2,275.00	3,920.00	(1,645.00)	13,335.00	9,590.00	3,745.00
2162319 · Occupational Therapy Services	125.00	462.00	(337.00)	1,620.00	462.00	1,158.00
2199611 · Student Svcs-Operation Supplies	-	-	-	1,861.50	2,172.91	(311.41)
2212312 · Instr Curr Devel Progr Improv	877.80	-	877.80	2,058.34	(659.50)	2,717.84
2213312 · Instr Staff Train-Progr Improv	-	-	-	150.00	2,724.65	(2,574.65)
2213319 · Instr Staff Train-Prof Service	-	-	-	1,180.00	475.00	705.00
2213580 · Instr Staff Train Travel	342.84	-	342.84	1,225.72	187.92	1,037.80
2213611 · Instr. Staff Train supplies	-	-	-	-	534.00	(534.00)
Total 2 · Student & Staff Services	11,123.97	13,469.68	(2,345.71)	73,745.52	76,251.45	(2,505.93)

Indiana Schools of Excellence, Inc
Profit & Loss Current vs Last Year
July through December 2017

				TOTAL		
	Dec 17	Dec 16	\$ Change	Jul - Dec 17	Jul - Dec 16	\$ Change
3 - Food Services						
3120120 - Food Prep- Non Cert Salaries	-	-	-	-	-	-
3120211 - Food Prep-Non Cert Taxes	-	-	-	-	-	-
3120225 - Food Prep- Workers Comp	-	-	-	-	-	-
3120230 - Food Prep-unemployment	-	-	-	-	-	-
3120319 - Food Prep-DispProfessional Svc	6,800.00	5,405.47	1,394.53	33,876.93	32,113.55	1,763.38
3120420 - Food Prep-Cleaning Supplies	100.00	27.33	72.67	309.89	112.25	197.64
3120430 - Food Prep-Disp-Repairs & Maint	100.00	314.68	(214.68)	100.00	4,499.84	(4,399.84)
3120611 - Food Prep-Disp-Supplies	25.00	91.91	(66.91)	2,418.27	1,297.48	1,120.79
3140614 - Food Prep-Purchase Food	5,900.00	6,553.60	(653.60)	32,268.39	35,913.82	(3,645.43)
Total 3 - Food Services	12,925.00	12,392.99	532.01	68,973.48	73,936.94	(4,963.46)
4 - Administrative						
41 - Administrative Wages	17,206.64	17,355.38	(148.74)	127,154.95	104,746.83	22,408.12
42 - Administrative - PR Taxes	1,312.03	1,291.04	20.99	9,839.81	7,665.64	2,174.17
43 - Administrative EE Benefits	4,419.34	4,908.28	(488.94)	26,553.68	21,353.01	5,200.67
2321319 - Gen Admin-Professional Service	2,168.52	2,734.80	(566.28)	20,634.64	16,663.20	3,971.44
2321531 - Gen Admin-Telephone	-	-	-	720.00	820.00	(100.00)
2321532 - Genl Admin-Postage	-	-	-	222.18	-	222.18
2322540 - Comm Relation-Advertise	-	-	-	1,084.65	-	1,084.65
2322593 - Comm Relation-Recruitment	-	-	-	-	1,375.58	(1,375.58)
2410319 - School-Other Professional Fees	-	-	-	239.45	-	239.45
2236744 - Network Support-Connectivity	-	735.00	(735.00)	-	2,355.00	(2,355.00)
2236319 - Network Support-Prof Service	4,510.00	4,975.00	(465.00)	16,744.48	19,246.96	(2,502.48)
2410531 - Sch Admin-Telephone	653.13	281.03	372.10	4,720.59	1,789.17	2,931.42
2410532 - Sch Admin-Postage	-	-	-	62.64	32.49	30.15
2410550 - Sch Admin-Printing and Copying	1,085.80	656.68	429.12	9,229.45	5,226.28	4,003.17
2410580 - Sch Admin-Travel	164.12	-	164.12	722.09	-	722.09
2410611 - Sch Admin-Office Supplies	462.14	367.24	94.90	3,269.26	3,335.60	(66.34)
2410810 - Sch Admin-Dues and Fees	-	-	-	89.10	-	89.10
2515314 - Payroll Service-Billing Fees	171.92	215.76	(43.84)	1,250.44	1,334.23	(83.79)
2515319 - Payroll Prof Services	-	-	-	-	130.94	(130.94)
2516319 - Financial Acct-Professional Svc	1,975.00	1,975.00	-	11,850.00	11,975.00	(125.00)
5920871 - Bank Account Service Charges	-	35.00	(35.00)	6.00	41.00	(35.00)
2660312 - Security Srv Contract Srv	200.00	200.00	-	2,052.00	1,968.00	84.00
2670520 - Insurance-(non-vehicle)	988.45	487.90	500.55	22,343.57	12,924.84	9,418.73
Total 4 - Administrative	35,317.09	36,218.11	(901.02)	258,788.98	212,983.77	45,805.21
5 - Maintenance Services						
5.11 - Wage Expenses	5,184.91	5,397.96	(213.05)	33,726.85	31,964.60	1,762.25
5.1 - Utilities	3,886.10	3,526.07	360.03	23,139.15	21,805.11	1,334.04
2620319 - Maint Bldg-Professional Servic	44.00	42.00	2.00	264.00	252.00	12.00
2620412 - Maint Bldg-Waste Removal	368.00	368.00	-	2,208.00	2,213.52	(5.52)
2620430 - Maint Bldg-Repairs & Maint.	652.60	1,441.00	(788.40)	12,030.38	6,481.71	5,548.67
2620611 - Maint Bldg-Supplies	899.76	201.69	698.07	6,550.40	3,739.19	2,811.21
2630319 - Maint Ground-Professional Svc	440.00	500.00	(60.00)	1,425.00	500.00	925.00
Total 5 - Maintenance Services	11,475.37	11,476.72	(1.35)	79,343.78	66,956.13	12,387.65
Total Expense	127,208.95	132,065.77	(4,856.82)	879,175.16	907,887.17	(28,712.01)

Indiana Schools of Excellence, Inc
Profit & Loss Current vs Last Year

July through December 2017

				TOTAL		
	Dec 17	Dec 16	\$ Change	Jul - Dec 17	Jul - Dec 16	\$ Change
Net Ordinary Income	39,920.33	65,987.52	(26,067.19)	118,728.94	122,489.99	(3,761.05)
Other Income/Expense						
Other Expense						
6 - Other Expenses						
5120831 - Temp Loan-Principal Repayment	10,133.91	9,992.10	141.81	60,587.34	59,742.54	844.80
5220832 - Temp Loan-Interest Exp Payment	930.84	9,423.11	(8,492.27)	47,430.46	64,315.13	(16,884.67)
61 - Depreciation	16,018.07	18,230.14	(2,212.07)	96,108.42	109,380.84	(13,272.42)
Total 6 - Other Expenses	27,082.82	37,645.35	(10,562.53)	204,126.22	233,438.51	(29,312.29)
Total Other Expense	27,082.82	37,645.35	(10,562.53)	204,126.22	233,438.51	(29,312.29)
Net Other Income	(27,082.82)	(37,645.35)	10,562.53	(204,126.22)	(233,438.51)	29,312.29
Net Income	12,837.51	28,342.17	(15,504.66)	(85,397.28)	(110,948.52)	25,551.24

Indiana Schools of Excellence, Inc
A/P Aging Summary
As of December 31, 2017

	Current	1 - 30	31 - 60	61 - 90	> 90	TOTAL
Adams Remco Inc	245.70	445.10	-	-	-	690.80
Amplify Education, Inc.	1,251.60	-	-	-	-	1,251.60
Ball State University	2,168.52	-	-	-	-	2,168.52
Berkley Human Services	5.00	-	-	-	6,493.40	6,498.40
Burnett, Jeff	2,700.00	-	-	-	-	2,700.00
Ceres Food Group	12,925.00	-	-	-	-	12,925.00
ComCast Business	-	-	(3,244.64)	-	-	(3,244.64)
Communication Company	450.00	-	-	-	-	450.00
D.R.C.Corporation	-	202.60	-	-	-	202.60
Health Resources, Inc	436.50	-	-	-	-	436.50
Houghton Mifflin	877.80	-	-	-	-	877.80
IAG	680.00	-	-	-	-	680.00
Kansas City Life Insurance Company	352.78	-	-	-	-	352.78
Kinetic IT Solutions	4,510.00	-	-	-	-	4,510.00
KSS Enterprises Cleaning Supplies & Equip	846.93	-	-	-	-	846.93
NIPSCO	1,213.56	-	-	-	-	1,213.56
Office 360	462.14	394.57	-	-	-	856.71
Pearson Power School	-	-	-	-	(102.38)	(102.38)
Pediatrics, Orthopedics and Spine	360.00	-	-	-	-	360.00
Robert Stephens & Co PC	183.92	-	-	-	-	183.92
South Bend Water Works	231.62	-	-	-	-	231.62
Super Teacher Worksheets	300.00	-	-	-	-	300.00
Terminix	-	44.00	-	-	-	44.00
The Hartford	-	-	-	-	(3,750.00)	(3,750.00)
United Healthcare	-	14,262.54	-	-	-	14,262.54
US Bank Equipment Finance	395.00	-	-	-	-	395.00
VSP	284.04	-	-	-	-	284.04
Wax, Chana	2,275.00	-	-	-	-	2,275.00
Wildman Uniform & Linen	52.83	52.83	-	-	-	105.66
TOTAL	33,207.94	15,401.64	(3,244.64)	-	2,641.02	48,005.96

Indiana Schools of Excellence, Inc
Accounts Payable Paid & Unpaid Voucher Register
December 2017

Type	Date	Num	Memo	Account	Split	Debit	Credit
Adams Remco Inc							
Bill	12/04/2017	INV6561		2410550 · Sch Admin-Printi 9010000 · Accounts P		245.70	
Bill	12/12/2017	INV8384		2410550 · Sch Admin-Printi 9010000 · Accounts P		99.70	
Bill	12/18/2017	INV9427		2410550 · Sch Admin-Printi 9010000 · Accounts P		99.70	
Bill	12/28/2017	INV11647		2410550 · Sch Admin-Printi 9010000 · Accounts P		245.70	
Amplify Education, Inc.							
Bill	12/01/2017	66343	mCLASS Services Platform Subscriptions, renev 1110747 · Elementary Softv	9010000 · Accounts P		747.60	
Bill	12/01/2017	66343	mCLASS DIBELS Nest Software Annual Student 1110747 · Elementary Softv	9010000 · Accounts P		504.00	
Ball State University							
Bill	12/07/2017	900874748		2321319 · Gen Admin-Prof 9010000 · Accounts P		2,168.52	
Bill Pmt -Check	12/15/2017	6476	CS0000038 (900874748)	9010000 · Accounts Payabl 8090000 · Notre Dame		4,861.04	
Berkley Human Services							
Bill	12/11/2017	20171211	Fees	2670520 · Insurance-(non-v 9010000 · Accounts P		5.00	
Brett Gordon Towing & Repair							
Bill	12/12/2017	20171212	12/10 plow	2630319 · Maint Ground-Pr 9010000 · Accounts P		150.00	
Bill	12/12/2017	20171212	12/13 plow	2630319 · Maint Ground-Pr 9010000 · Accounts P		150.00	
Bill	12/12/2017	20171212	Salt 12/13 7 bags	2630319 · Maint Ground-Pr 9010000 · Accounts P		140.00	
Bill Pmt -Check	12/22/2017	6495		9010000 · Accounts Payabl 8090000 · Notre Dame		440.00	
Burnett, Jeff							
Bill	12/09/2017	120917JB		2142319 · Psychological Te 9010000 · Accounts P		2,700.00	
Bill Pmt -Check	12/15/2017	6477		9010000 · Accounts Payabl 8090000 · Notre Dame		1,680.00	
Ceres Food Group							
Bill Pmt -Check	12/22/2017	6496		9010000 · Accounts Payabl 8090000 · Notre Dame		28,381.35	
Charter School Development Corp							
Check	12/05/2017	ACH		6100264 · Loan Payable-C 8090000 · Notre Dame		3,835.00	
Check	12/05/2017	ACH		6100264 · Loan Payable-C 8090000 · Notre Dame General Checkin		151.11	
Check	12/05/2017	ACH	CSDC Loan	5220832 · Temp Loan-Inter 8090000 · Notre Dame		151.11	
Check	12/05/2017	ACH		5120831 · Temp Loan-Print 8090000 · Notre Dame		3,835.00	
Check	12/05/2017	ACH		9800000 · Due From (To) D 8090000 · Notre Dame General Checkin		3,835.00	
CHSS LLC							
Bill	12/01/2017	5225		2660312 · Security Srv Con 9010000 · Accounts P		200.00	
Bill Pmt -Check	12/15/2017	6478	3931	9010000 · Accounts Payabl 8090000 · Notre Dame		200.00	
ComCast Business							
Bill	12/01/2017	59423738		2410531 · Sch Admin-Telef 9010000 · Accounts P		2,424.62	
Bill	12/01/2017	59423738	E-Rate credit December2017	2410531 · Sch Admin-Telef 9010000 · Accounts Payable-Other		1,771.49	
Bill Pmt -Check	12/15/2017		QuickBooks generated zero amount transaction	9010000 · Accounts Payabl 8090000 · Notre Dame		0.00	
Communication Company							
Bill	12/21/2017	54856		2620430 · Maint Bldg-Repa 9010000 · Accounts P		450.00	
Consolidated Electrical Distributors Inc							
Bill Pmt -Check	12/15/2017	6479	DC-42195	9010000 · Accounts Payabl 8090000 · Notre Dame		130.08	
D.R.C.Corporation							
Bill	12/07/2017	2986		2620430 · Maint Bldg-Repa 9010000 · Accounts P		202.60	
Doctor, Rob							
Bill Pmt -Check	12/15/2017	6480		9010000 · Accounts Payabl 8090000 · Notre Dame		616.21	
Fresh Cut Lawn & Landscaping							
Bill Pmt -Check	12/15/2017	6481		9010000 · Accounts Payabl 8090000 · Notre Dame		140.00	
FSP							
General Journal	12/31/2017	PR20170108	FSP Profit(Debit) or Loss (Credit) Accrual	9012000 · Accounts Payabl 1611000 · School Lunch Program			12,925.00
Goodspeed, Linda							
Bill	12/01/2017	20171201	Transportation to Chineses Restaurant	1800000 · Student Activity f 9010000 · Accounts P		120.00	
Bill Pmt -Check	12/19/2017	10766		9010000 · Accounts Payabl 8040000 · Notre Dame		120.00	
Health Resources, Inc							
Bill Pmt -Check	12/15/2017	6469	61091407ISE	9010000 · Accounts Payabl 8090000 · Notre Dame		801.80	
Bill	12/15/2017	January 2018		8400000 · PrePaid Expense 9010000 · Accounts P		436.50	
Houghton Mifflin							
Bill	12/20/2017	953557628		2212312 · Instr Curr Devel 9010000 · Accounts P		877.80	
IFF							
Bill Pmt -Check	12/15/2017	6473	17013	9010000 · Accounts Payabl 8090000 · Notre Dame		8,125.00	
Indiana Assn of School Business Officials							

Indiana Schools of Excellence, Inc
Accounts Payable Paid & Unpaid Voucher Register
December 2017

Type	Date	Num	Memo	Account	Split	Debit	Credit
Bill Pmt -Check	12/15/2017	6482		9010000 · Accounts Payabl	8090000 · Notre Dame	135.00	
Indiana Michigan Power							
Bill	12/06/2017	20171206		2620621 · Maint Bldg-Elect	9010000 · Accounts P:	2,036.22	
Bill	12/08/2017	20171208		2620621 · Maint Bldg-Elect	9010000 · Accounts P:	404.70	
Bill Pmt -Check	12/26/2017	auto		9010000 · Accounts Payabl	8090000 · Notre Dame	2,036.22	
Bill Pmt -Check	12/28/2017	auto		9010000 · Accounts Payabl	8090000 · Notre Dame	404.70	
Kansas City Life Insurance Company							
Bill	12/12/2017	20171212		8400000 · PrePaid Expens	9010000 · Accounts P:	352.78	
Bill Pmt -Check	12/15/2017	6470		9010000 · Accounts Payabl	8090000 · Notre Dame	352.78	
Kiehl, Ashley A							
Bill	12/13/2017	20171213	Meals & Travel for IAG Conference in Indy	2213580 · Instr Staff Train	9010000 · Accounts P:	342.84	
Bill Pmt -Check	12/19/2017	6493		9010000 · Accounts Payabl	8090000 · Notre Dame	342.84	
Killingbeck, Leah							
Check	12/19/2017	6494	Mllege & meals for IAG conference in Indy	2410580 · Sch Admin-Trav	8090000 · Notre Dame	164.12	
Kinetic IT Solutions							
Bill Pmt -Check	12/15/2017	6483		9010000 · Accounts Payabl	8090000 · Notre Dame	3,653.23	
Bill	12/19/2017	12932		2236319 · Network Support	9010000 · Accounts P:	735.00	
Bill	12/31/2017	13109		2236319 · Network Support	9010000 · Accounts P:	3,775.00	
KSS Enterprises Cleaning Supplies & Equip							
Bill Pmt -Check	12/15/2017	6484		9010000 · Accounts Payabl	8090000 · Notre Dame	1,202.59	
Bill	12/15/2017	1068230		2620611 · Maint Bldg-Supp	9010000 · Accounts P:	846.93	
Learning A-Z							
Bill	12/05/2017	1898922		1110611 · Elem Instruction	9010000 · Accounts P:	199.95	
Bill Pmt -Check	12/15/2017	6485	1150367	9010000 · Accounts Payabl	8090000 · Notre Dame	199.95	
Michiana Recycling & Disposal							
Bill	12/01/2017	1677404		2620412 · Maint Bldg-Wast	9010000 · Accounts P:	368.00	
Bill Pmt -Check	12/15/2017	6486	57542000	9010000 · Accounts Payabl	8090000 · Notre Dame	368.00	
Miller, Tara J							
Check	12/15/2017	1122	Thanksgiving Baskets for families	1760000 · PRN - Fundraisir	8060000 · Notre Dame	79.08	
NIPSCO							
Bill Pmt -Check	12/18/2017	auto		9010000 · Accounts Payabl	8090000 · Notre Dame	898.63	
Bill	12/27/2017	20171227		2620622 · Maint Bldg-Gas	9010000 · Accounts P:	1,213.56	
Office 360							
Bill	12/05/2017	962873		2410611 · Sch Admin-Offic	9010000 · Accounts P:	11.96	
Bill	12/05/2017	963473		2410611 · Sch Admin-Offic	9010000 · Accounts P:	14.83	
Bill	12/06/2017	964387		2410611 · Sch Admin-Offic	9010000 · Accounts P:	25.96	
Bill	12/11/2017	967357		2410611 · Sch Admin-Offic	9010000 · Accounts P:	32.27	
Bill	12/13/2017	968988		2410611 · Sch Admin-Offic	9010000 · Accounts P:	30.46	
Bill	12/19/2017	972148		2410611 · Sch Admin-Offic	9010000 · Accounts P:	232.55	
Bill	12/21/2017	973745		2410611 · Sch Admin-Offic	9010000 · Accounts P:	62.68	
Bill	12/21/2017	974185		2410611 · Sch Admin-Offic	9010000 · Accounts P:	37.94	
Bill	12/26/2017	974185B1		2410611 · Sch Admin-Offic	9010000 · Accounts P:	13.49	
Overhead Door Company							
Bill Pmt -Check	12/15/2017	6487	CC00003860	9010000 · Accounts Payabl	8090000 · Notre Dame	296.28	
Pediatrics, Orthopedics and Spine							
Bill	12/04/2017	BANJO192 (8)		2162319 · Occupational Th	9010000 · Accounts P:	90.00	
Bill	12/06/2017	JENKA116 (20)		2162319 · Occupational Th	9010000 · Accounts P:	90.00	
Bill Pmt -Check	12/15/2017	6488		9010000 · Accounts Payabl	8090000 · Notre Dame	360.00	
Bill	12/20/2017	JENKA116 (21)		2162319 · Occupational Th	9010000 · Accounts P:	90.00	
Bill	12/28/2017	BANJO192 (9)		2162319 · Occupational Th	9010000 · Accounts P:	90.00	
Robert Stephens & Co PC							
Bill	12/01/2017		Monthly fee	2516319 · Financial Acct-Pi	9010000 · Accounts P:	1,975.00	
Bill	12/08/2017	25457		2515314 · Payroll Service-E	9010000 · Accounts P:	91.96	
Bill Pmt -Check	12/15/2017	auto		9010000 · Accounts Payabl	8090000 · Notre Dame	2,184.66	
Bill	12/22/2017	25524		2515314 · Payroll Service-E	9010000 · Accounts P:	91.96	
Sherwin Williams							
Bill Pmt -Check	12/15/2017	6489	4241-0216-8	9010000 · Accounts Payabl	8090000 · Notre Dame	674.14	
South Bend Water Works							

Indiana Schools of Excellence, Inc
Accounts Payable Paid & Unpaid Voucher Register
December 2017

Type	Date	Num	Memo	Account	Split	Debit	Credit
Bill Pmt -Check	12/15/2017	auto	322763-40190	9010000 · Accounts Payabl	8090000 · Notre Dame	252.68	
Bill	12/22/2017	20171222		2620411 · Maint Bldg-Wate	9010000 · Accounts P:	231.62	
Super Teacher Worksheets							
Bill	12/05/2017	7049		1110611 · Elem Instruction	9010000 · Accounts P:	300.00	
T-Shirt Printing Plus Inc							
Bill Pmt -Check	12/15/2017	10765		9010000 · Accounts Payabl	8040000 · Notre Dame	1,192.50	
Terminix							
Bill	12/06/2017	370997831		2620319 · Maint Bldg-Profe	9010000 · Accounts P:	44.00	
The Hartford							
Bill	12/01/2017	20171201		2670520 · Insurance-(non-v)	9010000 · Accounts P:	2,661.75	
Bill Pmt -Check	12/15/2017	6490	14442866	9010000 · Accounts Payabl	8090000 · Notre Dame	2,661.75	
United Bank Loan Processing Center							
Bill	12/12/2017	00012379733-09001	Principal	6100262 · Loan Payable Ur	9010000 · Accounts P:	6,298.91	
Bill	12/12/2017	00012379733-09001	Interest	5220832 · Temp Loan-Inter	9010000 · Accounts P:	474.91	
Bill	12/12/2017	00012379733-09001	Late Fee	5220832 · Temp Loan-Inter	9010000 · Accounts P:	304.82	
Bill	12/12/2017	00012379733-09001		5120831 · Temp Loan-Princ	9010000 · Accounts P:	6,298.91	
Bill	12/12/2017	00012379733-09001		9800000 · Due From (To) D	9010000 · Accounts Payable-Other		6,298.91
Bill Pmt -Check	12/15/2017	6474	00012379733-09011	9010000 · Accounts Payabl	8090000 · Notre Dame	6,773.82	
Bill Pmt -Check	12/22/2017	6497	00012379733-09011	9010000 · Accounts Payabl	8090000 · Notre Dame	7,078.64	
United Healthcare							
Bill	12/06/2017	C0044750780		8400000 · PrePaid Expense	9010000 · Accounts P:	14,262.54	
Bill Pmt -Check	12/15/2017	6471		9010000 · Accounts Payabl	8090000 · Notre Dame	10,639.10	
US Bank Equipment Finance							
Bill Pmt -Check	12/15/2017	6475	1439821	9010000 · Accounts Payabl	8090000 · Notre Dame	395.00	
Bill	12/26/2017	347157414		2410550 · Sch Admin-Printi	9010000 · Accounts P:	395.00	
VSP							
Bill Pmt -Check	12/15/2017	6472		9010000 · Accounts Payabl	8090000 · Notre Dame	284.04	
Bill	12/20/2017	January 2018		8400000 · PrePaid Expense	9010000 · Accounts P:	284.04	
Walts Paving							
Bill Pmt -Check	12/15/2017	6491		9010000 · Accounts Payabl	8090000 · Notre Dame	2,500.00	
Wax, Chana							
Bill Pmt -Check	12/15/2017	6492		9010000 · Accounts Payabl	8090000 · Notre Dame	3,360.00	
Bill	12/20/2017	3005		2152319 · Speech Patholog	9010000 · Accounts P:	2,275.00	
Wildman Uniform & Linen							
Bill	12/14/2017	1512058		2620611 · Maint Bldg-Supp	9010000 · Accounts P:	52.83	
Total Payments						<u><u>101,806.34</u></u>	

Xavier School of Excellence
Allowance of vouchers - Paid voucher Report

I hereby certify that each of the above listed vouchers and the invoices or bills attached thereto, are true and correct and I have audited same in accordance with IC 5-11-10-1.6.

For the Period: December 1, 2017 thru December 31, 2017

Fiscal Officer

We have examined the vouchers listed on the foregoing Accounts Payable Paid & Unpaid Voucher Register, and except for vouchers not allowed as shown on the register such vouchers are hereby allowed in the total amount of:

\$ 101,806.34

Dated: _____

_____	_____
_____	_____
_____	_____
_____	_____
_____	_____
_____	_____

Xavier Schools	1/14/2018			3:07:12 PM	1/14/2018				3:07:12 PM	1/14/2018			3:07:12 PM	1/14/2018	
Cash Projections	Actual	Actual	Actual	Actual	Projected	Projected	Projected	Projected	Projected	Projected	Projected	Projected	Projected	Projected	Projected
Period ending	12/23/2017	12/30/2017	1/6/2018	1/13/2018	1/20/2018	1/27/2018	2/3/2018	2/10/2018	2/17/2018	2/24/2018	3/3/2018	3/10/2018	3/17/2018	3/24/2018	3/31/2018
CASH Summary ALL Accounts															
Beginning Balance	136,872.21	92,465.87	87,485.87	59,465.37	54,154.97	92,062.66	78,400.14	45,065.14	33,230.14	95,453.89	83,953.89	51,953.89	48,118.89	110,342.64	98,842.64
Grants	26,247.86	5,394.00	-	13,612.76	121,623.75	-	-	-	134,623.75	-	-	-	134,623.75	-	-
Deposits	1,264.95	-	-	-	-	-	-	-	-	-	-	-	-	-	-
Interest	-	-	7.92	-	-	-	-	-	-	-	-	-	-	-	-
Transfers between accounts	-	-	-	-	-	-	-	-	-	-	-	-	-	-	-
Payables	(29,448.31)	-	-	(8,239.20)	(21,870.37)	-	-	-	(10,000.00)	-	-	-	(10,000.00)	-	-
Health Insurance	-	-	-	-	(15,335.86)	-	-	-	(15,000.00)	-	-	-	(15,000.00)	-	-
Utilities	(898.63)	(2,440.92)	-	-	(1,445.18)	(2,500.00)	-	-	(2,900.00)	-	(2,500.00)	-	(2,900.00)	-	-
Loan Payments	(7,078.64)	-	(3,835.00)	-	(15,564.65)	-	(3,835.00)	(3,835.00)	(15,000.00)	-	-	(3,835.00)	(15,000.00)	-	-
Payroll	(28,153.45)	(7,933.08)	(24,193.42)	(7,567.56)	(26,000.00)	(11,162.52)	(26,000.00)	(8,000.00)	(26,000.00)	(11,500.00)	(26,000.00)	-	(26,000.00)	(11,500.00)	(26,000.00)
Retirement Funding	(6,340.12)	-	-	(3,116.40)	(3,500.00)	-	(3,500.00)	-	(3,500.00)	-	(3,500.00)	-	(3,500.00)	-	(3,500.00)
Ending Balance	92,465.87	87,485.87	59,465.37	54,154.97	92,062.66	78,400.14	45,065.14	33,230.14	95,453.89	83,953.89	51,953.89	48,118.89	110,342.64	98,842.64	69,342.64
General Checking Acct Balanc	48,191.01	51,144.09	12,314.55	17,688.11	52,095.80	42,095.80	8,760.80	(3,074.20)	55,649.55	47,149.55	15,649.55	11,814.55	70,538.30	62,038.30	33,038.30
Payroll Checking Account	8,253.92	320.84	11,127.98	444.02	3,944.02	281.50	281.50	281.50	3,781.50	781.50	281.50	281.50	3,781.50	781.50	281.50
Student Activities Checking	31,917.15	31,917.15	31,919.05	31,919.05	31,919.05	31,919.05	31,919.05	31,919.05	31,919.05	31,919.05	31,919.05	31,919.05	31,919.05	31,919.05	31,919.05
Board Reserve - Savings	272.13	272.13	272.13	272.13	272.13	272.13	272.13	272.13	272.13	272.13	272.13	272.13	272.13	272.13	272.13
PRN Checking Account	3,315.36	3,315.36	3,315.36	3,315.36	3,315.36	3,315.36	3,315.36	3,315.36	3,315.36	3,315.36	3,315.36	3,315.36	3,315.36	3,315.36	3,315.36
ISE Checking Account	516.30	516.30	516.30	516.30	516.30	516.30	516.30	516.30	516.30	516.30	516.30	516.30	516.30	516.30	516.30
	92,465.87	87,485.87	59,465.37	54,154.97	92,062.66	78,400.14	45,065.14	33,230.14	95,453.89	83,953.89	51,953.89	48,118.89	110,342.64	98,842.64	69,342.64

January 17, 2018

**Board of Directors
Meeting Minutes**



[Parent Resource Network:](#)

(ATTACHMENT 3)



"Excellence Is Our Destiny!"

Xavier School of Excellence
3423 South Michigan Street
South Bend, Indiana 46619
Phone: (574) 231-6600

PRN Minutes

January 18, 2018

- Welcome - 4:00 @ Xavier Conference Room- In attendance: Samantha Smith, Leeah Killingbeck, Ashley Kiehl, Darius Garner
- Officers
 - President- Dara Rose
 - V. President- Tiffany Murphy
 - Secretary- Ashley Kiehl
 - Treasurer- Leeah Killingbeck
- Current Balance- \$3,682.03
- Fundraiser Ideas-
 - March- Little Caesar's Pizza- Mrs. Rose will begin contacting
 - Next Thursday- Olive Garden Luncheon
 - Discuss next month Winter Wonderland all family dance for Saturday January 27th – 6PM-8PM- Pre sale- \$5 each, At door adults \$10
 - Pictures by Suzie- yes
 - Chick-a-fila nuggets, fruit, cookies, punch- Kiehl
 - Snowflakes, light blue- Decorations picked out
 - Rent 8 round tables, white clothes
 - Balloons, air tank (2)- Kiehl
 - Flyers are out
 - Decorating throughout the day the 26th & Saturday 10 AM
 - Winter Program K-4- December 21st-
 - Cookies didn't do as well
 - Popcorn was a BIG hit- line after show
 - December 15th- Movie Night with Brags- ELF- 4:30 PM

- Not big turn out
 - Other ideas- SkyZone, Hacienda, Texas Road House, Park Lane?
- Swing set- Will talk about next meeting?
- Next meeting- Xavier Conference Room- February 6th 4PM- Bring ideas for ISTEP challenges



"Excellence Is Our Destiny!"

Xavier School of Excellence

3423 South Michigan Street

South Bend, Indiana 46614

Phone: (574) 231-6600

2018-2019 School Calendar (Proposal)

August:

- 3 New Staff Orientation
- 4 (Saturday) 10 am – noon Open House
- 6 & 7 Staff PD
- 8 Student first day (grades 1-8)
- 15 Kindergarten first day

September:

- 3 Labor Day (NO SCHOOL)

October:

- 12 End of Quarter 1 (46 days)
- 17 Parent Conferences (NO SCHOOL)
- 18 & 19 Fall Break (NO SCHOOL)

November:

- 21, 22, & 23 Thanksgiving Break (NO SCHOOL)

December:

- 21 Teacher Professional Development (NO SCHOOL)
- 24-31 Winter Break (NO SCHOOL)

January:

- 1-4 Winter Break (NO SCHOOL)
- 7 Classes Resume
- 11 End of Quarter 2 (45 days)
- 21 Martin Luther King, Jr. Day (NO SCHOOL)

February:

- 18 Presidents Day (NO SCHOOL)

March:

- 22 End of Quarter 3 (46 days)
- 29 Parent Conferences (NO SCHOOL)

April:

- 1-5 Spring Break (NO SCHOOL)
- 19 Good Friday (NO SCHOOL)

May:

- 24 Snow Day (NO SCHOOL for students unless needed for a snow make-up day)
- 27 Memorial Day (NO SCHOOL)

June:

- 12 Last Day; End of Quarter 4 (48 days)

2013
Indiana Schools of
Excellence

Board of Trustees

Bylaws

Table of Contents

<u>Indiana Schools of Excellence.....</u>	<u>1</u>
<u>Board of Trustees.....</u>	<u>1</u>
<u>BylawsTable of Contents.....</u>	<u>1</u>
<u>Table of Contents.....</u>	<u>2</u>
<u>Article I. Name.....</u>	<u>3</u>
<u>Article II. Purpose.....</u>	<u>3</u>
<u>Article III. Membership.....</u>	<u>3</u>
<u>Article IV. Board of Trustees.....</u>	<u>3</u>
<u>Article V. Annual Meeting of Members.....</u>	<u>4</u>
<u>Article VI. Officers of the Board of Trustees.....</u>	<u>4</u>
<u>Article VII. Duties of the Officers of the Board of Trustees.....</u>	<u>7</u>
<u>Article VIII. Meeting of the Board of Trustees.....</u>	<u>5</u>
<u>Article IX. Salaries.....</u>	<u>8</u>
<u>Article X. Advisors of the Corporation.....</u>	<u>8</u>
<u>Article XI. Execution of Papers.....</u>	<u>9</u>
<u>Article XII. Personal Liability.....</u>	<u>9</u>
<u>Article XIII. Fiscal year.....</u>	<u>9</u>
<u>Article XIV. Disposition of Assets.....</u>	<u>9</u>
<u>Article XV. Amendments</u>	<u>10</u>

ARTICLE I. NAME

NAME: The name of the corporation is: Indiana Schools of Excellence Inc. The corporation has the following dbas: Xavier School of Excellence, Indiana Schools of Excellence Foundation.

ARTICLE II. PURPOSE

The purpose of Indiana Schools of Excellence is to create, develop and operate a charter school(s) pursuant to Indiana Code 20-5.5 Charter School Act

In furtherance of said purpose, to exercise any and all other acts such as are permitted to a Corporation organized under the General Laws of the State of Indiana (or the corresponding provision of future laws) and to a corporation organized exclusively for charitable, educational and scientific purposes within the meaning of Section 501 (c) 3 of the 1954 Internal Revenue Code (or the corresponding provisions of future laws).

ARTICLE III. MEMBERSHIP

Members are defined as those appointed to serve on the Indiana Schools of Excellence Board of Trustees.

ARTICLE IV. BOARD OF TRUSTEES

The government and direction of business of Indiana Schools of Excellence and its subsidiaries, including and not limited to Xavier School of Excellence, shall be vested in the Board of Trustees, which shall have and may exercise all the powers of the Corporation except for those powers reserved to the Trustees by law, the articles of organization or these by-laws. The Board of Trustees shall be elected as provided for herein.

1. The Board of Trustees will consist of no less than five (5) and no more than eleven (11) Trustees.
2. The Board of Trustees shall actively pursue fundraising on an ongoing basis, with the objective of raising operating and capital funds through the solicitation of cash and in kind gifts and grants from parents, alumni, friends of the school, and from other potential donors and grantors, as well as through parent- and school-sponsored fundraising events.
3. The original trustees of the corporation are those individuals appointed by the Incorporator and listed in Article VI of the Articles of Incorporation as officers and directors, hereinafter

referred to as the Trustees of the Corporation [NOTE: For the purposes of these By-Laws, the term "director" as used in the Articles of Incorporation shall be synonymous with the term "Trustee."

4. The Incorporator will remain a member of the Board of Trustees as a life-member.
5. The School Director shall automatically be a non-voting trustee of the Board of Trustees by virtue of his/her position.
6. In addition to the right to elect Trustees as provided in Article VI and such other powers and rights as are vested in them by law, the articles of organization or these by-laws, the members shall have such other powers and rights as the Trustees may designate.
7. A Trustee may be suspended or removed with cause by vote of a majority of the Trustees. A Trustee may be removed for cause only after reasonable notice and opportunity to be heard.
8. A Trustee may resign by delivering their resignation to the President or Secretary of the Corporation, to a meeting of the Trustees or Board of Trustees, or to the Corporation at its principle office. Such resignation shall be effective upon Board of Trustees acceptance thereof shall not be necessary to make it effective unless it so states.
9. The provisions of these By-Laws with respect to Trustees with regard to Trustee election, term of office, quorums, voting, resignation, removal and vacancies shall also govern with respect to Trustees unless otherwise provided by statute, the Articles of Organization or these By-Laws.

ARTICLE V. ANNUAL MEETING

1. The annual meeting of the Trustees shall be held on the third Thursday in November of each year, the hour and place to be determined by the President of the Corporation. If an annual meeting is not held as herein provided, a special meeting of the Trustees may be held in place thereof with the same force and effect as the annual meeting, and in such case all references in these By-Laws except in this Section —to the annual meeting of the Trustees shall be deemed to refer to such special meeting.
2. There shall be no voting by proxy permitted at the annual meeting.
3. Current records of Trustees by name and address will be kept by the Secretary of the Board of Trustees, unless designated otherwise by the Board of Trustees
4. At any annual or special meeting of the Trustees a majority of the Trustees shall constitute a quorum for the transaction of business and the vote of the majority of the Trustees present shall prevail; but if at any meeting there shall be less than a quorum, a majority of those present may adjourn the meeting from time to time and from place to place. Any member attending a meeting via teleconference or videoconference does not count towards the members for a quorum.

5. Every Trustee of the corporation, shall have the right and be entitled to one vote upon every proposal properly submitted to vote at the annual meeting of the corporation. Voting by proxy shall be prohibited.
6. Attendance at the annual meeting may be in person, or by video, audio, or web conference. Those in attendance by video, audio, or web conference shall abstain from any voting.
7. At the annual meeting of the Corporation, the Trustees shall appoint for a term of four (4) years the appropriate number of successor Trustees to the group of Trustees whose terms are expiring.
8. At the annual meeting of the Corporation, the Trustees of the Corporation shall elect officers by majority of the votes cast. Nominations shall be made in writing to the President, who shall distribute to all Trustees.. The names of all nominees shall be incorporated in the call to the annual meeting.
9. The terms of office of Trustees shall expire on forth Thursday in November, and the terms of office of the Trustees elected to replace them shall begin on the forth Thursday in November, or in the event that the annual meeting occurs subsequent to forth Thursday in November, the terms of office of Trustees shall expire on the date that successor Trustees are elected and the terms of office of the successor Trustees shall begin immediately upon their election. Trustees elected to fill vacancies shall begin to serve immediately upon their election by the Board of Trustees to fill the unexpired term.
10. At the annual meeting of the Trustees, parents, sponsors or guardians of students currently enrolled and faculty currently employed shall be invited to hear annual reports of the Board.
11. The annual meeting shall be held in accordance with Indiana general laws, IC 5-14-1.5 commonly known as the Open Meeting Law.

ARTICLE VI. REGULAR MEETING

1. The Board of Trustees shall meet once a month being the third Wednesday [per 2013-01-09 meeting]. If a monthly meeting is not held as herein required, a special meeting may be held in place thereof with the same force and effect as a monthly meeting and, in such case all references in these By-laws — except in this section— to a monthly meeting shall be deemed to refer to such special meeting.
2. At any special or regular meeting of the Trustees a majority of the Trustees shall constitute a quorum for the transaction of business and the vote of the majority of the Trustees present shall prevail; but if at any meeting there shall be less than a quorum, a majority of those present may adjourn the meeting. Any member attending a meeting via teleconference or videoconference does not count towards the members for a quorum.

3. Special meetings of the Board may be called at any time by the President or shall be called by requested by three Trustees, who shall specify in their request to the President, the business for which they desire the meeting called.
4. The time and place of every Board of Trustees meeting shall be decided at the previous meeting and notice thereof shall be given to each Trustee who did not attend said previous meeting.
5. At any regular or special meeting of the Board of Trustees, a majority of Trustees shall constitute a quorum for the transaction of business. The vote of the majority of Trustees present at any meeting shall prevail.
6. In the absence of the President or Vice President for a meeting a President Pro Tempore shall be elected for that meeting only.
7. Unless otherwise required by law, all motions, with the exception of amendments to the articles of organization or these by-laws, shall be passed upon a majority vote of the Trustees present and voting.
8. Every Trustee of the corporation, shall have the right and be entitled to one vote upon every proposal properly submitted to vote at the annual meeting of the corporation. Voting by proxy shall be prohibited.
9. In cases where paper ballots are called, all ballots votes must be read with the Trustee who cast the vote name.
10. Attendance at the meeting may be in person, or by video, audio, or web conference. Those in attendance by video, audio, or web conference does not count towards a quorum, nor permitted to vote.
11. All meetings of the Board of Trustees shall be held in compliance with the Indiana General Laws IC 5-14-1.5 commonly known as the Open Meeting Law.

ARTICLE VII. OFFICERS OF THE BOARD OF TRUSTEES

1. No officer shall for reason by virtue of his office be entitled to receive any salary or compensation.
2. The officers of the Board of Trustees shall consist of a President, Vice President, a Secretary, a Treasurer, and such other officers as the Board may from time to time deem necessary and convenient.
3. All such officers shall be elected annually by majority vote of the Trustees at the November meeting of the Board of Trustees.

4. The term of officers elected shall commence on the fourth (4th) Thursday in November of each year and expire on the fourth (4th) in November of the following year.

ARTICLE VIII. DUTIES OF THE OFFICERS OF THE BOARD OF TRUSTEES

The officers shall familiarize their elected replacements with the duties of their respective offices during the month period between election and assumption of office.

Section 8.01 President

The duties of the President are the following:

1. The President shall call meetings of the Board of Trustees. The President shall preside at all meetings or, in their absence;
2. The President shall have charge of the operation of the Corporation's affairs. The President shall be an ex-officio Trustee of all committees.
3. The President shall lead at least one committee, in addition to the other duties.
4. The President shall appoint all committees, temporary or permanent.
5. The President shall see all books, reports, and certificates required by law are properly kept and/or filed.
6. The President shall have such powers as may be reasonably construed as belonging to the chief executive of any organization.

Section 8.02 Vice-President

The duties of the Vice-President are the following:

1. The Vice President shall in the event of the absence or inability of the President to exercise his office become acting president of the organization with all the rights, privileges and powers as if he had been the duly elected president.
2. The Vice-President shall chair at least one committee, in addition to other duties.

Section 8.03 Secretary

The duties of the Secretary are the following:

1. The Secretary shall keep the minutes of all the Board meetings, shall attest to all documents of the Board.

2. Copies of all Board minutes shall be given by the Secretary to each Board Trustee at the beginning of each meeting.
3. The Secretary shall be the custodian of the seal and the record books, papers and documents of the Corporation, which are to be stored in the Corporation Headquarters.
4. The Secretary shall provide agendas to the meetings at least 48 hrs, prior to the meeting.
5. The Secretary shall ensure that public notice for all meetings has been performed.
6. The Secretary shall chair at least one committee, in addition to other duties.

Section 8.04 Treasurer

The duties of the Treasurer are the following:

1. The Treasurer shall oversee full accounts of receipts and disbursements in books belonging to the Corporation.
2. The Treasurer shall deposit all monies in the name and to the credit of the Corporation in such depository as shall be authorized by the Board.
3. The Treasurer shall render to the President and the Board such statements of the transactions and accounts as may be required of him/her.
4. The Treasurer shall serve as an ex-officio Trustee on any Finance Committee, and shall keep record of all special funds and make a report of such funds to the Board at each meeting.
5. The Treasurer shall chair at least one committee, in addition to other duties.

ARTICLE IX. SALARIES

The Board of Directors shall hire and fix the compensation of any and all employees which they in their discretion may determine to be necessary for the conduct of the business of the organization.

ARTICLE X. ADVISORS OF THE CORPORATION

The Trustees may designate certain persons or groups of persons as advisors of the Corporation or such other title, as they deem appropriate. Such persons shall serve in an honorary capacity and, except as the Trustees shall otherwise designate, shall in such capacity have no right to notice of or vote at any meeting, shall not be considered for purposes of a quorum, and shall have no other rights or responsibilities.

ARTICLE XI. EXECUTION OF PAPERS

1. Except as the Trustees may generally or in particular cases authorize the execution thereof in some other manner, all deeds, leases, transfers, contracts, bonds, notes, checks, drafts and other obligations made, accepted or endorsed by the Corporation shall be signed by the President or Vice-President, and by the Treasurer.
2. Any recordable instrument purporting to affect an interest in real estate, executed in the name of the Corporation by two (2) of its officers, in whom one (1) is the President, Vice President and the other is the Treasurer, shall be binding on the Corporation in favor of a purchaser or other person relying in good faith on such instrument notwithstanding any inconsistent provisions of the Articles of Organization, By-Laws, resolutions or votes of the Corporation. A recording instrument may be executed by the President, when directed by a board resolution signed by the Secretary.
3. When duly authorized by resolution of the Board of Trustees, money may be borrowed.

ARTICLE XII. PERSONAL LIABILITY

Trustees and officers of the Corporation shall not be personally liable for any debt, liability or obligation of the Corporation. All persons, corporation or other entities extending credit to, contracting with or having any claims against the Corporation may look only to the funds and property of the Corporation for the payment of any such contract or claim or for the payment, of any debt, damages, judgment or decree, or of any money that may otherwise become due or payable to them from the Corporation.

ARTICLE XIII. FISCAL YEAR

The fiscal year shall extend from July 1 through June 30 of each year.

ARTICLE XIV. DISPOSITION OF ASSETS

Upon the dissolution of the Corporation, any assets remaining shall be disposed of in strict compliance with the requirements Section 501 (c) (3) of the Internal Revenue Code of 1986 or the corresponding provisions at that time. All remaining assets of Indiana Schools of Excellence shall be used for non-profit educational purposes; and all remaining fund from the Department of Education shall be returned to the Department of Education not more than thirty (30) days after dissolution.

ARTICLE XV. AMENDMENTS

The Board of Trustees may amend these by-laws by a two-thirds majority vote of all the Trustees of the Board at any meeting of the Board, provided that notice of the proposed change(s) shall have been given at least fifteen (15) days before the meeting or by unanimous waiver and consent in writing by all the Trustees of the Board.

Dated this Sixteenth day of January, 2008

2013-01-09: Amended ARTICLE VI. REGULAR MEETING, Item 1. - Christel Hoover, ISE Board Secretary



Conflict of Interest – ISE2001401

1. PURPOSE

The Board expects of itself and its members, committees, and administrative staff, ethical and businesslike conduct. This commitment includes proper use of authority and appropriate decorum in group and individual behavior when acting on official Indiana Schools of Excellence business.

2. SCOPE

- a. This policy applies to all organization's board members, including subsidiary boards, committees, and all staff.

3. REFERENCES

- a. n/a

4. DEFINITIONS

- a. n/a

5. RESPONSIBILITIES

1. Employees or Board Members must represent un-conflicted loyalty to the interests of the School.
 - o This accountability supersedes any conflicting loyalty such as that to advocacy or interest groups and membership on other boards or staffs.
 - o This accountability supersedes the personal interest of any Director acting as a parent of an enrolled student, or as an employee.
2. Employees or Board Members must avoid any conflict of interest with respect to their fiduciary responsibility.
 - o There must be no self-dealing or any conduct of private business or personal services between any Employees or Board Members and the School except as procedurally controlled to assure openness, competitive opportunity, and equal access to otherwise "inside" information.
 - o Employees or Board Members must not use their positions to obtain for themselves or for their family members employment within the School.
 - o Should a Board Member be considered for employment, he/she must temporarily withdraw from Board or Personnel Committee deliberation, voting, and access to applicable Board information.
3. Employees or Board Members will deal with outside entities or individuals, with clients and staff, and with each other in a manner reflecting fair play, ethics, and straightforward communication.
4. The Board and its committees, as well as, employees and parents, shall not enter into any contract or transaction on behalf of Indiana Schools of Excellence or Xavier School of Excellence with:
 - a. One or more of its Board Members/Employee



- b. An Employee(s)/Board Member(s) of a related organization
- c. An organization in which or of which a Board member, employee, or parent is a director, officer, or legal representative, or in some other way has a material financial interest

Unless all of the following are met:

- 1. That interest is disclosed or known to the Trustees
- 2. The Board approves, authorizes, or ratifies the action in good faith
- 3. The approval is by a majority of Board Members (not counting the interested Board Member)
- 4. At a meeting where a quorum is present (not counting the interested Board Member)

The interested Board Member may be present for discussion to answer questions, but may not advocate for the action to be taken and must leave the room while a vote is taken. The minutes of all actions taken on such matters shall clearly reflect that these requirements have been met.

Should a conflict of interest occur which does not meet the above requirements; Indiana Statutes will define the procedure to be followed. The Board may choose to apply additional consequences as deemed appropriate.

6. WORK FORCE TRAINING

- a. All new or potential board members, committee members, and staff shall be made aware of this policy

7. SANCTIONS

- a. Violation of this policy shall be referred to the Personnel Committee.
- b. Actions defined in the Board Handbook shall be followed.



Conflict of Interest Policy

The undersigned acknowledges receipt of a copy of the "Conflict of Interest Policy" dated February 12, 2014. By my signature below I acknowledge my agreement with the spirit and intent of these documents, and I agree to report to the Board Chairperson any possible conflicts (other than those stated below) that may develop before completion of the next annual statement.

_____ I am not aware of any Conflict of Interest.

_____ I have a Conflict of Interest in the following areas:

Signed _____ Date _____

Name _____ (type or print name)

This Annual Statement shall apply to all members of the Indiana Schools of Excellence Foundation, Inc. and its committee members and officers as well as all Xavier School of Excellence staff members and administration.



Conflict of Interest Form

(Instructions: If you answer “yes” to any of the following questions, please provide an explanation on a separate sheet of paper. Please label explanations with the number of the corresponding question.)

1. Do or will you or your spouse have any contractual agreements with the Indiana Schools of Excellence Foundation, Inc. or Xavier School of Excellence? Yes__No__
2. Do or will you, your spouse, or any member of your immediate family have any ownership interest in any educational service provider (ESP) or any other company contracting with Indiana Schools of Excellence Foundation, Inc. or Xavier School of Excellence? Yes__No__
3. Did or will you or your spouse lease or sell property to Indiana Schools of Excellence Foundation, Inc. or Xavier School of Excellence? Yes__No__
4. Did or will you or your spouse sell any supplies, materials, equipment or other personal property to Indiana Schools of Excellence Foundation, Inc. or Xavier School of Excellence? Yes__No__
5. Have you or your spouse guaranteed any loans for Indiana Schools of Excellence Foundation, Inc. or Xavier School of Excellence or loaned any money? Yes__No__
6. Are or will you, your spouse, or any member of your immediate family be employed by Indiana Schools of Excellence Foundation, Inc. or Xavier School of Excellence? Yes__No__
8. Did or do you or your spouse, or other member of your immediate family, have ownership interest, directly or indirectly, in any corporation, partnership, association, or other legal entity which would answer “yes” to any of the questions 1-7? Yes__No__
9. Does any other board, group, or corporation believe it has a right to control or have input your actions as a member or employee of Indiana Schools of Excellence Foundation, Inc. or Xavier School of Excellence? Yes__No__
10. Do you currently serve as a member of the board of any public/private school? Yes__No__
11. Do you currently serve as a public official? Yes__No__
12. Have you, your spouse, or any member of your immediate family applied to establish or participated in the establishment of a charter school or Child care organization? Yes__No__
13. To the best of your knowledge, are there situations not described above that may give the appearance of a conflict of interest between you and the proposed charter school, or which would make it difficult for you to discharge your duties or exercise your judgment independently of behalf Indiana Schools of Excellence Foundation, Inc. or Xavier School of Excellence? Yes__No__

Signature	Role
	Date Submitted

INTERNAL REVENUE SERVICE
P. O. BOX 2508
CINCINNATI, OH 45201

DEPARTMENT OF THE TREASURY

Date: DEC 08 2009

INDIANA SCHOOLS OF EXCELLENCE INC
601 PENNSYLVANIA AVE
SOUTH BEND, IN 46601

Employer Identification Number:
26-1389214
DLN:
309212009
Contact Person:
JOYCE DARBY ID# 95011
Contact Telephone Number:
(877) 829-5500
Accounting Period Ending:
June 30
Public Charity Status:
509(a)(2)
Form 990 Required:
Yes
Effective Date of Exemption:
January 22, 2008
Contribution Deductibility:
Yes
Addendum Applies:
Yes

Dear Applicant:

We are pleased to inform you that upon review of your application for tax exempt status we have determined that you are exempt from Federal income tax under section 501(c)(3) of the Internal Revenue Code. Contributions to you are deductible under section 170 of the Code. You are also qualified to receive tax deductible bequests, devises, transfers or gifts under section 2055, 2106 or 2522 of the Code. Because this letter could help resolve any questions regarding your exempt status, you should keep it in your permanent records.


Organizations exempt under section 501(c)(3) of the Code are further classified as either public charities or private foundations. We determined that you are a public charity under the Code section(s) listed in the heading of this letter.

Please see enclosed Publication 4221-PC, Compliance Guide for 501(c)(3) Public Charities, for some helpful information about your responsibilities as an exempt organization.

Letter 947 (DO/CG)

INDIANA SCHOOLS OF EXCELLENCE INC

Sincerely,

A handwritten signature in black ink, appearing to read "Robert Choi". The signature is stylized and somewhat cursive, with a large initial "R" and "C".

Robert Choi
Director, Exempt Organizations
Rulings and Agreements

Enclosure: Publication 4221-PC

INDIANA SCHOOLS OF EXCELLENCE INC

ADDENDUM

You are the holder of a charter from an authorized government entity to operate a school. You have contracted with a management company to provide comprehensive services. If you change your operations and do not contract with a comprehensive management company, you should notify us. You may then be eligible for a school foundation status of IRC 170(b)(1)(A)(ii).

Letter 947 (DO/CG)

INTERNAL REVENUE SERVICE
P. O. BOX 2508
CINCINNATI, OH 45201

DEPARTMENT OF THE TREASURY

Date: APR 23 2015

INDIANA SCHOOLS OF EXCELLENCE INC
DBA XAVIER SCHOOL OF EXCELLENCE
DBA BRIGHT BEGINNINGS ACADEMY
DBA INDIANA SCHOOLS OF EXCEL. FND.
601 PENNSYLVANIA
SOUTH BEND, IN 46601

Employer Identification Number:
26-1389214
DLN:
309212009
Contact Person:
JOYCE DARBY ID# 95011
Contact Telephone Number:
(877) 829-5500

Accounting Period Ending:
June 30
Public Charity Status:
509(a)(2)
Form 990 Required:
Yes
Effective Date of Exemption:
January 22, 2008
Contribution Deductibility:
Yes
Addendum Applies:
Yes

Dear Applicant:

We are pleased to inform you that upon review of your application for tax exempt status we have determined that you are exempt from Federal income tax under section 501(c)(3) of the Internal Revenue Code. Contributions to you are deductible under section 170 of the Code. You are also qualified to receive tax deductible bequests, devises, transfers or gifts under section 2055, 2106 or 2522 of the Code. Because this letter could help resolve any questions regarding your exempt status, you should keep it in your permanent records.

Organizations exempt under section 501(c)(3) of the Code are further classified as either public charities or private foundations. We determined that you are a public charity under the Code section(s) listed in the heading of this letter.

Please see enclosed Publication 4221-PC, Compliance Guide for 501(c)(3) Public Charities, for some helpful information about your responsibilities as an exempt organization.

Letter 947 (DO/CG)

INDIANA SCHOOLS OF EXCELLENCE INC

ADDENDUM

You are the holder of a charter from an authorized government entity to operate a school. You have contracted with a management company to provide comprehensive services. If you change your operations and do not contract with a comprehensive management company, you should notify us. You may then be eligible for a school foundation status of IRC 170(b)(1)(A)(ii).



ARTICLES OF INCORPORATION / NONPROFIT CORPORATIONS

State Form 4162 (R9 / 03-97) Corporate Form No. 384-1 (October 1984)
Approved by State Board of Accounts 1995

2008012400028

SURANNE GIEROY
SECRETARY OF STATE
CORPORATIONS DIVISION
302 W. Washington St., Rm. E018
Indianapolis, IN 46204
Telephone: (317) 232-6576

INDIANA SECRETARY OF STATE
RECEIVED

Indiana Code 23-17-3-2

INSTRUCTIONS: 1. Nonprofit corporations must qualify with the Internal Revenue Service and the Indiana Department of Revenue. It is strongly suggested you do not complete or file this form before contacting both agencies.

- 2. Filing Fee \$30.00 made payable to Indiana Secretary of State
- 3. Article VII must be completed appropriately. Please see (1) above.

Indiana Secretary of State
Packet: 2008012400028
Filing Date: 01/22/2008
Effective Date: 01/22/2008

ARTICLES OF INCORPORATION

The undersigned incorporator or incorporators, desiring to form a corporation (hereinafter referred to as the "Corporation") pursuant to the provisions of the Indiana Nonprofit Corporation Act of 1991 (hereinafter referred to as the "Act"), execute the following Articles of Incorporation.

ARTICLE I - Name and Principal Office			
Name of the Corporation: (the name must include the word "Corporation", "Incorporated", "Limited", "Company" or one of the abbreviations thereof):			
Indiana Schools of Excellence Inc.			
Principal Office: The address of the principal office of the Corporation is:			
Post office address	City	Indiana	ZIP code
601 Pennsylvania Ave.	South Bend		46601

ARTICLE II - Purpose (optional)
The purpose(s) for which the corporation is formed: Educational Foundation. Further, said corporation is organized exclusively for charitable, religious, educational, and scientific purposes, including, for such purposes, the making of distributions to organizations that qualify as exempt organizations under section 501(c)(3) of the Internal Revenue Code, or the corresponding section of any future federal tax code.
No part of the net earnings of the corporation shall inure to the benefit of, or be distributable to its members, trustees, officers, or other private persons, except that the corporation shall be authorized and empowered to pay reasonable compensation for services rendered and to make payments and distributions in furtherance of the purposes set forth in Article II hereof. No substantial part of the activities of the corporation shall be the carrying on of propaganda, or otherwise attempting to influence legislation, and the corporation shall not participate in, or intervene in (including the publishing or distribution of statements) any political campaign on behalf of or in opposition to any candidate for public office. Notwithstanding any other provision of these articles, the corporation shall not carry on any other activities not permitted to be carried on (a) by a corporation exempt from federal income tax under section 501(c)(3) of the Internal Revenue Code, or the corresponding section of any future federal tax code, or (b) by a corporation, contributions to which are deductible under section 170(c)(2) of the Internal Revenue Code, or the corresponding section of any future federal tax code.

ARTICLE III - Type of Corporation (check only one)
The Corporation is a-
<input checked="" type="checkbox"/> Public Benefit Corporation, which is organized for a public or charitable purpose-,
<input type="checkbox"/> Religious corporation, which is organized primarily or exclusively for religious purposes-, or
<input type="checkbox"/> Mutual Benefit Corporation (all others).

ARTICLE IV - Registered Agent and Registered Office			
Registered Agent: The name and street address of the Corporation's Registered Agent and Registered Office for service of process are:			
Name of Registered Agent			
Yolanda Turner-Smith			
Address of Registered Office (street or building)	City	Indiana	ZIP code
601 Pennsylvania Ave.	South Bend		46601

ARTICLE V - Membership
Indicate if Corporation will have members:
<input type="checkbox"/> Yes <input checked="" type="checkbox"/> No

(Continued on the reverse side)

ARTICLE VI - Incorporator(s)

Name(s) and address(es) of the incorporator(s) is/are as follows:

Name	Number and Street or Building	City	State	ZIP code
Yolanda Turner-Smith	601 Pennsylvania Ave.	South Bend	Indiana	46601

ARTICLE VII - Distribution of Assets on Dissolution or Final Liquidation

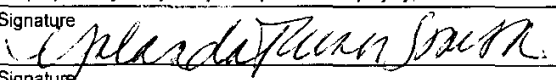
Refer to Indiana Code 23-17-22-5 for permitted activities following Dissolution.

Upon the dissolution of the corporation, assets shall be distributed for one or more exempt purposes within the meaning of section 501(c)(3) of the Internal Revenue Code, or the corresponding section of any future federal tax code, or shall be distributed to the federal government, or to a state or local government, for a public purpose. Any such assets not so disposed of shall be disposed of by a Court of Competent Jurisdiction of the county in which the principal office of the corporation is then located, exclusively for such purposes or to such organization or organizations, as said Court shall determine, which are organized and operated exclusively for such purposes.

Indiana Secretary of State
 Packet: 2008012400028
 Filing Date: 01/22/2008
 Effective Date: 01/22/2008

THIS DOCUMENT MUST BE SIGNED BY ALL INCORPORATORS.

I (we) hereby verify, subject to penalties of perjury, that the facts contained herein are true. *(Notarization not necessary)*

Signature 	Printed name Yolanda Turner-Smith, Incorporator
Signature	Printed name
Signature	Printed name

This instrument was prepared by: *(name)*

Yolanda Turner-Smith

Address 601 Pennsylvania Ave.	City South Bend	State Indiana	ZIP code 46601
----------------------------------	--------------------	------------------	-------------------

Indiana Secretary of State
Packet: 2008012400028
Filing Date: 01/22/2008
Effective Date: 01/22/2008

State of Indiana
Office of the Secretary of State


CERTIFICATE OF INCORPORATION

of

INDIANA SCHOOLS OF EXCELLENCE INC.

I, TODD ROKITA, Secretary of State of Indiana, hereby certify that Articles of Incorporation of the above Non-Profit Domestic Corporation have been presented to me at my office, accompanied by the fees prescribed by law and that the documentation presented conforms to law as prescribed by the provisions of the Indiana Nonprofit Corporation Act of 1991.

NOW, THEREFORE, with this document I certify that said transaction will become effective Tuesday, January 22, 2008.



In Witness Whereof, I have caused to be affixed my signature and the seal of the State of Indiana, at the City of Indianapolis, January 22, 2008.

A handwritten signature in black ink that reads "Todd Rokita".

TODD ROKITA,
SECRETARY OF STATE

Indiana Secretary of State
Packet: 2008012400028
Filing Date: 08/03/2009
Effective Date: 08/03/2009

INDIANA SECRETARY OF STATE
RECEIVED

2009 JUL 31 PM 3:46



**CERTIFICATE OF ASSUMED BUSINESS NAME
(All Entities)**

State Form 30353 (R12 / 10-06)

Approved by State Board of Accounts 2002

TODD ROKITA
SECRETARY OF STATE
CORPORATIONS DIVISION
302 W. Washington St., Rm. E018
Indianapolis, IN 46204
Telephone: (317) 232-6576

INSTRUCTIONS:

Use an 8 1/2" x 11" sheet of white paper for attachments.

Present original and one (1) copy to address in upper right corner of this form.

Please TYPE or PRINT.

Please visit our office on the web at www.sos.in.gov.

FILING FEES PER CERTIFICATE:

For-Profit Corporation, Limited Liability Company, Limited Partnership **\$30.00**
Not-For-Profit Corporation **\$26.00**

1. Name of entity Indiana Schools of Excellence, Inc.		2. Date of incorporation / admission / organization 7/22/2008	
3. Address at which the entity will do business or have an office in Indiana. If no office in Indiana, then state current registered address (street address) 601 Pennsylvania Avenue			
City, state and ZIP code South Bend, IN 46601			
4. Assumed business name(s) Xavier School of Excellence			
Indiana Schools of Excellence Foundation, Inc , Bright Beginnings Academy			
5. Principal office address of the entity (street address) 601 Pennsylvania Avenue			
City, state and ZIP code South Bend, IN 46601			
6. Signature of officer or other authorized person 		7. Printed name and title Yolanda Turner-Smith, President	
This instrument was prepared by: Yolanda Turner-Smith, President			

APPROVED
AND
FILED

TODD ROKITA
IND. SECRETARY OF STATE

**State of Indiana
Office of the Secretary of State**

CERTIFICATE OF ASSUMED BUSINESS NAME

of

INDIANA SCHOOLS OF EXCELLENCE INC.

I, TODD ROKITA, Secretary of State of Indiana, hereby certify that Certificate of Assumed Business Name of the above Non-Profit Domestic Corporation have been presented to me at my office, accompanied by the fees prescribed by law and that the documentation presented conforms to law as prescribed by the provisions of the Indiana Nonprofit Corporation Act of 1991.

Following said transaction the entity named above will be doing business under the assumed business name(s) of:

**XAVIER SCHOOL OF EXCELLENCE
INDIANA SCHOOLS OF EXCELLENCE FOUNDATION, INC
BRIGHT BEGINNINGS ACADEMY**

Indiana Secretary of State
Packet: 2008012400028
Filing Date: 08/03/2009
Effective Date: 08/03/2009

NOW, THEREFORE, with this document I certify that said transaction will become effective Monday, August 03, 2009.



In Witness Whereof, I have caused to be affixed my signature and the seal of the State of Indiana, at the City of Indianapolis, August 3, 2009.

A handwritten signature in black ink that reads "Todd Rokita".

TODD ROKITA,
SECRETARY OF STATE

2008012400028 / 2009080326937

SAMANTHA M. SMITH

2310 Oakwood Park Drive ▪ South Bend, IN 46628 ▪ ☎ (574) 532-2540 ▪ ✉ samanthasmith2540@gmail.com

SCHOOL ADMINISTRATOR / PRINCIPAL / DIRECTOR – EDUCATION LEADERSHIP

Dedicated and results-driven education professional experienced at facilitating the academic and social growth of students and in developing an education environment and philosophy that encourages open communication. Excel at planning, coordinating, and administering school programs and activities, disciplinary procedures, and student conduct and attendance policies in accordance with school standards. Able to implement school goals, strategies, direction, and improvements, advise teachers, and build and maintain positive working relationships with others.

AREAS OF STRENGTH

- | | | |
|------------------------------------|-----------------------------------|----------------------------------|
| ▪ Education Administration/Support | ▪ Budgeting & Financial Planning | ▪ Completing Grant Applications |
| ▪ Resource Management/Allocation | ▪ Staff Recruitment and Selection | ▪ Staff Leadership / Supervision |
| ▪ Develop Proposals/Reports/Plans | ▪ Evaluating / Writing Curriculum | ▪ Student Conduct & Attendance |
| ▪ Coordinate Activities & Programs | ▪ Education Software/Technology | ▪ Managing Conflict / Problems |

PROFESSIONAL EXPERIENCE

Director (May 2017 – Present), *Xavier School of Excellence*, South Bend, IN

Interim Director (August 2016 – May 2017), *Xavier School of Excellence*, South Bend, IN

Held accountable for utilizing leadership, communication, and problem solving skills to lead the implementation and monitoring of school goals, strategies, and direction. Lead, support, and monitor all staff members to ensure a strong focus and commitment on school goals, curriculum, and policies. Oversee and maintain the prompt and efficient implementation of all policies and directives from the Indiana Schools of Excellence Board of Directors.

- Regularly work with leadership team to create a plan/strategy to maximize student success in taking standardized assessments and make decisions regarding curriculum materials and equipment needed to achieve school goals.
- Maintain a disciplined school, enforce policies and procedures pertaining to school, employee, and student safety, and establish open lines of communication with both parents/guardians of students and community groups.
- Accountable for interviewing qualified faculty and staff applicants for open positions, making all hiring decisions, and regularly monitoring and evaluating staff performance supporting evaluations with written documentation.
- Maintain thorough, accurate, and accessible records of all information required by Ball State University OCS and promptly meet deadlines for required submission of all documents in a professionally acceptable manner.

Dean of Students / Assistant Principal (January 2014 – August 2016), *Xavier School of Excellence*, South Bend, IN

Leveraged initiative, strong communication skills, and leadership abilities to work in conjunction with the Director to coordinate and lead day-to-day administrative functions. Disseminated written documentation to parents, teachers, and administrative staff, responded verbally and in writing to parent requests concerning behavior related issues, and observed students in classrooms and provided feedback to teachers concerning appropriate interventions.

- Generated after school and Saturday detentions followed up by phone calls to parents, facilitated school-wide behavior modification programs, and maintained accurate and timely student discipline files/documentation.
- Maintained clear boundaries and a highly professional demeanor while conducting/administrating disciplinary consequences for student behavior including providing/ensuring fair and consistent disciplinary consequences.
- Prepared monthly reports to Board of Directors, prepared annual reports to IDOE, served on various school committees, and attended and lead numerous work related professional development workshops and in-services.
- Recognized by school administration for outstanding performance and results, dedication and commitment, and exceeding expectations. Earned promotion from 5th Grade Teacher (2010 – 2013) to school leadership positions.

5th Grade Teacher (August 2010 – December 2013), *Xavier School of Excellence*, South Bend, IN
Served as the primary instructor of academic course content, the key developer of skills and strategies for critical thinking and problem solving among students, and the chief nurturer of positive values and self confidence among children in the classroom.

- Thoroughly knowledgeable in the age-appropriate subject matter
- Demonstrated on a daily basis a genuine caring about children
- Administered state wide and whole school assessments (NWEA)
- Maintained an orderly and disciplined classroom

Administrative Assistant (March 1998-March 2010), 1st Source Bank, South Bend, IN

- Completed Loan Documentation
- Maintained Insurance Portfolio
- Contributed in testing new banking software
- Prepared loans for credit approval
- Participated in writing new procedure manual for new employees

EDUCATION

M.A in Science of Education and Educational Administrative, *Indiana University Bloomington*,
Bloomington, IN (May 2016)

Bachelor of Arts in Elementary Education, *Indiana University of South Bend*, South Bend, IN (May 2010)

REFERENCES AND CREDENTIALS

Licenses:

Elementary Intermediate and Primary Generalist (2010-2021)

Building Level Administrator (2016-2018)

Certificates:

Crisis Prevention Intervention (CPI) - Certified and Trained to Instruct CPI

Suicide Prevention

References:

Dr. Tania Grimes – Tarkington Traditional School (Administrator)

Tara Miller – Xavier School of Excellence (Social Worker)

Robert Edmondson – (Former Business Manager – Xavier School of Excellence)

School Name: Xavier School of Excellence

Current Academic Year: 2017-2018

Comparative School Analysis: Demographics

		School	Our Lady of Hungary	Madison STEAM Academy	Gary Lighthouse Charter School
Enrollment	# of Students	170	209 (K-8)	460 (K-4)	946 (K-8)
Grades Served	Grade Levels	K-8	K-8	PK-4	K-12
Free/Reduced Lunch	% of Students	100%	99%	96.50%	100%
Minority	% of Students	77%	91.90%	89.10%	98.40%
Special Education	% of Students	19%	5.30%	20%	11.30%
English Language Learner	% of Students	0.05%	49.80%	9.80%	0.30%
Title I in current year?	Yes/No	Yes	No	Yes	Yes

NOTE: "Comparison school" is defined as schools serving a student population within five percentage points of the school's Reduced Lunch" percentages in the current year.

NOTE: Comparable schools and statewide demographics should represent only those grades that are served by the school

Comparative School Analysis: Academic Outcomes

NOTE: Applicant may add additional rows for relevant grades. Applicant may also list other state assessments the relevant to the student population. Please include 2014-15 Passage rates where available.

2014-15 Passage rates on ISTEP+ for English/Language Arts

		School	Our Lady of Hungary	Madison STEAM Academy	Gary Lighthouse Charter School
Grade 3		17.9%	45.5%	25.3%	42.1%
Grade 4		48.3%	29.4%	11.8%	49.5%
Grade 5		22.9%	NA (data has been suppressed)	NA	32.9%
Grade 6		41.4%	31.2%	NA	27.6%
Grade 7		47.6%	16.7%	NA	38.0%
Grade 8		40.0%	25.0%	NA	25.6%

2014-15 Passage rates on ISTEP+ for Math

		School	Our Lady of Hungary	Madison STEAM Academy	Gary Lighthouse Charter School
--	--	--------	---------------------	-----------------------	--------------------------------

Grade 3		20.5%	18.2%	29.9%	19.8%
Grade 4		48.3%	17.6%	14.1%	39.6%
Grade 5		14.3%	NA (data has been suppressed)		29.3%
Grade 6		37.9%	NA (data has been suppressed)		8.0%
Grade 7		23.8%	72.2%		16.5%
Grade 8		24.0%	40.0%		11.0%

2014-15 Growth Model Data for English/Language Arts

		School	Our Lady of Hungary	Madison STEAM Academy	Gary Lighthouse Charter School
Grade 4		40.0%	71.5%	31.0%	45.0%
Grade 5		38.0%	78.0%		34.5%
Grade 6		54.0%	78.0%		40.0%
Grade 7		75.0%	80.0%		42.0%
Grade 8		58.0%	82.0%		34.0%

2014-15 Growth Model Data for Math

		School	Our Lady of Hungary	Madison STEAM Academy	Gary Lighthouse Charter School
Grade 4		37.0%	36.0%	13.0%	50.0%
Grade 5		25.0%	60.0%		34.0%
Grade 6		46.5%	60.0%		35.0%
Grade 7		82.0%	60.0%		39.0%
Grade 8		77.0%	47.0%		22.5%

** The following information does not pertain to Xavier School of Excellence

2014-15 Passage rates on ECA in English 10

		School	Comparison School [Insert Name]	Comparison School [Insert Name]	Comparison School [Insert Name]
Grade X					
Grade Y					

2014-15 Passage rates on ECA in Algebra 1

		School	Comparison School [Insert Name]	Comparison School [Insert Name]	Comparison School [Insert Name]
Grade X					
Grade Y					

2014-15 Graduation Rate (as defined by the IDOE)

		School	Comparison School [Insert Name]	Comparison School [Insert Name]	Comparison School [Insert Name]
Graduating Students					

2014-15 Graduation Rate (as defined by the IDOE)

		School	Comparison School [Insert Name]	Comparison School [Insert Name]	Comparison School [Insert Name]
Graduating Students					

Statewide
765,020
K-8
51%
36%
17.00%
7.44%
"Free and

at are

Statewide
73.2%
70.4%
65.2%
65.8%
65.7%
63.7%

Statewide

62.6%
65.2%
68.4%
61.9%
54.1%
54.2%

Statewide

Statewide

Statewide

Statewide

Statewide

Statewide

Report of the Ball State External Review Team for Xavier School of Excellence

3423 S Michigan St
South Bend
IN 46614-1719
US

Mrs. Samantha Smith

Date: November 15, 2017 - November 17, 2017



Table of Contents

Introduction 3

Results 6

 Teaching and Learning Impact 6

 Standard 3 - Teaching and Assessing for Learning 7

 Standard 5 - Using Results for Continuous Improvement 8

 Student Performance Diagnostic 8

 Effective Learning Environments Observation Tool (eleot™) 10

 eleot™ Data Summary 12

 Findings 15

Leadership Capacity 18

 Standard 1 - Purpose and Direction 19

 Standard 2 - Governance and Leadership 19

 Stakeholder Feedback Diagnostic 19

 Findings 20

Resource Utilization 21

 Standard 4 - Resources and Support Systems 21

Conclusion 23

 Accreditation Recommendation 25

Addenda 26

 Team Roster 26

 Next Steps 27

 About AdvancED 28

 References 29

Introduction

Index of Education Quality

In the past, accreditation reviews resulted in an accreditation recommendation on status. Labels such as advised, warned, probation, or all clear were used to describe the status of a school relative to the AdvancED Standards and other evaluative criteria. Beginning in the 2013-14 school year, AdvancED introduced a new framework to describe the results of an accreditation review. Consistent with the modern focus of accreditation on continuous improvement with an emphasis on student success, AdvancED introduced an innovative and state-of-the-art framework for diagnosing and revealing institutional performance called the Index of Education Quality (IEQ™). The IEQ™ comprises three domains of performance: 1) the impact of teaching and learning on student performance; 2) the capacity of leadership to guide the institution toward the achievement of its vision and strategic priorities; and 3) use of resources to support and optimize learning. Therefore, your institution will no longer receive an accreditation status. Instead, your institution will be accredited with an IEQ™ score. In the case where an institution is failing to meet established criteria, the accreditation will be under review thereby requiring frequent monitoring and demonstrated improvement.

The three domains of performance are derived from the AdvancED Standards and associated indicators, the analysis of student performance, and the engagement and feedback of stakeholders. Within each domain institutions can connect to the individual performance levels that are applied in support of the AdvancED Standards and evaluative criteria. Within the performance levels are detailed descriptors that serve as a valuable source of guidance for continuous improvement. Upon review of the findings in this report and building on their Powerful Practices, institutional leaders should work with their staff to review and understand the evidence and rationale for each Opportunity for Improvement and Improvement Priority as well as the corresponding pathway to improvement described in the performance levels of the selected indicator(s).

The IEQ™ provides a new framework that recognizes and supports the journey of continuous improvement. An institution's IEQ™ is the starting point for continuous improvement. Subsequent actions for improvement and evidence that these have had a positive impact will raise the institution's IEQ™ score.

Powerful Practices

A key to continuous improvement is the institution's ability to learn from and build upon its most effective and impactful practices. Such practices serve as critical leverage points necessary to guide, support and ensure continuous improvement. A hallmark of the accreditation process is its commitment to identifying with evidence, the conditions, processes and practices that are having the most significant impact on student performance and institutional effectiveness. Throughout this report, the External Review Team has captured and defined Powerful Practices. These noteworthy practices are essential to the institution's effort to continue its journey of improvement.

Opportunities for Improvement

Every institution can and must improve no matter what levels of performance it has achieved in its past. During the process of the review, the External Review Team identified areas of improvement where the institution is meeting the expectations for accreditation but in the professional judgment of the Team these are Opportunities for Improvement that should be considered by the institution. Using the criteria described in the corresponding rubric(s) to the Opportunity for Improvement, the institution can identify what elements of practice must be addressed to guide the improvement.

Improvement Priorities

The expectations for accreditation are clearly defined in a series of the rubric-based AdvancED Standards, indicators and evaluative criteria focused on the impact of teaching and learning on student performance, the capacity of the institution to be guided by effective leadership, and the allocation and use of resources to support student learning. As such, the External Review Team reviewed, analyzed and deliberated over significant bodies of evidence provided by the institution and gathered by the Team during the process. In the professional judgment of the Team as well as the results of the diagnostic process, the Team defined, with rationale, Improvement Priorities. The priorities must be addressed in a timely manner by the institution to retain and improve their accreditation performance as represented by the IEQ™. Improvement Priorities serve as the basis for the follow-up and monitoring process that will begin upon conclusion of the External Review. The institution must complete and submit an Accreditation Progress Report within two years of the External Review. The report must include actions taken by the institution to address the Improvement Priorities along with the corresponding evidence and results. The IEQ™ will be recalculated by AdvancED upon review of the evidence and results associated with the Improvement Priorities.

The Review

Three professional educators conducted an Engagement Review of Xavier School of Excellence, a K-8 Ball State Charter School. One instructional coach, one school improvement specialist and one retired administrator met in South Bend, Indiana, to hold the first work session.

Preliminary planning began when the Lead Evaluator talked by telephone with the principal of the school. Subsequent telephone calls and e-mail communications resulted in a completed schedule, as well as assurance that required documents be made available prior to the start of the review. Interaction with the team members began in early November with an introductory e-mail. A follow-up e-mail was sent with instruction on what needed to be completed during the pre-work. All members of the team were certified for eleot™ observations, and two were first-time observers.

Activities during Work Session #1 included a discussion of AdvancED definitions, the team workbook, instruction on eleot completion, review of the classroom observation schedule and a review of the overall schedule with planning for the next day. The principal and two members of her leadership team met with the review team at 5:30 PM at the hotel to provide an overview of the school's continuous improvement journey. After an informative session, the principal and two members of her leadership team departed. The review team

then met until approximately 9:00 PM and completed plans for the next day.

The Engagement Review Team extends their appreciation to the staff and stakeholders of Xavier School of Excellence for their hospitality and cooperation during the review. The staff and stakeholders expressed and demonstrated their desire to provide their students with a quality education.

Stakeholders were interviewed by members of the External Review Team to gain their perspectives on topics relevant to the institution's effectiveness and student performance. The feedback gained through the stakeholder interviews was considered with other evidences and data to support the findings of the External Review. The following chart depicts the numbers of persons interviewed representative of various stakeholder groups.

Stakeholder Interviewed	Number
Board Members	1
Administrators	3
Instructional Staff	12
Support Staff	2
Students	14
Parents/Community/Business Leaders	2
Total	34

Results

Teaching and Learning Impact

The impact of teaching and learning on student achievement is the primary expectation of every institution. The relationship between teacher and learner must be productive and effective for student success. The impact of teaching and learning includes an analysis of student performance results, instructional quality, learner and family engagement, support services for student learning, curriculum quality and efficacy, and college and career readiness data. These are all key indicators of an institution's impact on teaching and learning.

A high-quality and effective educational system has services, practices, and curriculum that ensure teacher effectiveness. Research has shown that an effective teacher is a key factor for learners to achieve their highest potential and be prepared for a successful future. The positive influence an effective educator has on learning is a combination of "student motivation, parental involvement" and the "quality of leadership" (Ding & Sherman, 2006). Research also suggests that quality educators must have a variety of quantifiable and intangible characteristics that include strong communication skills, knowledge of content, and knowledge of how to teach the content. The institution's curriculum and instructional program should develop learners' skills that lead them to think about the world in complex ways (Conley, 2007) and prepare them to have knowledge that extends beyond the academic areas. In order to achieve these goals, teachers must have pedagogical skills as well as content knowledge (Baumert, J., Kunter, M., Blum, W., Brunner, M., Voxx, T., Jordan, A., Klusmann, U., Krauss, S., Nuebrand, M., & Tsai, Y., 2010). The acquisition and refinement of teachers' pedagogical skills occur most effectively through collaboration and professional development. These are a "necessary approach to improving teacher quality" (Colbert, J., Brown, R., Choi, S., & Thomas, S., 2008). According to Marks, Louis, and Printy (2002), staff members who engage in "active organizational learning also have higher achieving students in contrast to those that do not." Likewise, a study conducted by Horng, Klasik, and Loeb (2010), concluded that leadership in effective institutions "supports teachers by creating collaborative work environments." Institutional leaders have a responsibility to provide experiences, resources, and time for educators to engage in meaningful professional learning that promotes student learning and educator quality.

AdvancED has found that a successful institution implements a curriculum based on clear and measurable expectations for student learning. The curriculum provides opportunities for all students to acquire requisite knowledge, skills, and attitudes. Teachers use proven instructional practices that actively engage students in the learning process. Teachers provide opportunities for students to apply their knowledge and skills to real world situations. Teachers give students feedback to improve their performance.

Institutions with strong improvement processes move beyond anxiety about the current reality and focus on priorities and initiatives for the future. Using results, i.e., data and other information, to guide continuous improvement is key to an institution's success. A study conducted by Datnow, Park, and Wohlstetter (2007) from the Center on Educational Governance at the University of Southern California indicated that data can shed light on existing areas of strength and weakness and also guide improvement strategies in a systematic and strategic manner (Dembosky, J., Pane, J., Barney, H., & Christina, R., 2005). The study also identified six

key strategies that performance-driven systems use: (1) building a foundation for data-driven decision making, (2) establishing a culture of data use and continuous improvement, (3) investing in an information management system, (4) selecting the right data, (5) building institutional capacity for data-driven decision making, and (6) analyzing and acting on data to improve performance. Other research studies, though largely without comparison groups, suggested that data-driven decision-making has the potential to increase student performance (Alwin, 2002; Doyle, 2003; Lafee, 2002; McIntire, 2002).

Through ongoing evaluation of educational institutions, AdvancED has found that a successful institution uses a comprehensive assessment system based on clearly defined performance measures. The system is used to assess student performance on expectations for student learning, evaluate the effectiveness of curriculum and instruction, and determine strategies to improve student performance. The institution implements a collaborative and ongoing process for improvement that aligns the functions of the school with the expectations for student learning. Improvement efforts are sustained, and the institution demonstrates progress in improving student performance and institution effectiveness.

Standard 3 - Teaching and Assessing for Learning

The school's curriculum, instructional design, and assessment practices guide and ensure teacher effectiveness and student learning.

Indicator	Description	Review Team Score	AdvancED Network Average
3.1	The school's curriculum provides equitable and challenging learning experiences that ensure all students have sufficient opportunities to develop learning, thinking, and life skills that lead to success at the next level.	1.00	2.83
3.2	Curriculum, instruction, and assessment are monitored and adjusted systematically in response to data from multiple assessments of student learning and an examination of professional practice.	1.67	2.47
3.3	Teachers engage students in their learning through instructional strategies that ensure achievement of learning expectations.	2.00	2.60
3.4	School leaders monitor and support the improvement of instructional practices of teachers to ensure student success.	2.00	2.71
3.5	Teachers participate in collaborative learning communities to improve instruction and student learning.	2.33	2.57
3.6	Teachers implement the school's instructional process in support of student learning.	2.00	2.56
3.7	Mentoring, coaching, and induction programs support instructional improvement consistent with the school's values and beliefs about teaching and learning.	2.00	2.59
3.8	The school engages families in meaningful ways in their children's education and keeps them informed of their children's learning progress.	2.33	3.07

Indicator	Description	Review Team Score	AdvancED Network Average
3.9	The school has a formal structure whereby each student is well known by at least one adult advocate in the school who supports that student's educational experience.	1.33	3.04
3.10	Grading and reporting are based on clearly defined criteria that represent the attainment of content knowledge and skills and are consistent across grade levels and courses.	3.00	2.74
3.11	All staff members participate in a continuous program of professional learning.	1.67	2.51
3.12	The school provides and coordinates learning support services to meet the unique learning needs of students.	1.33	2.65

Standard 5 - Using Results for Continuous Improvement

The school implements a comprehensive assessment system that generates a range of data about student learning and school effectiveness and uses the results to guide continuous improvement.

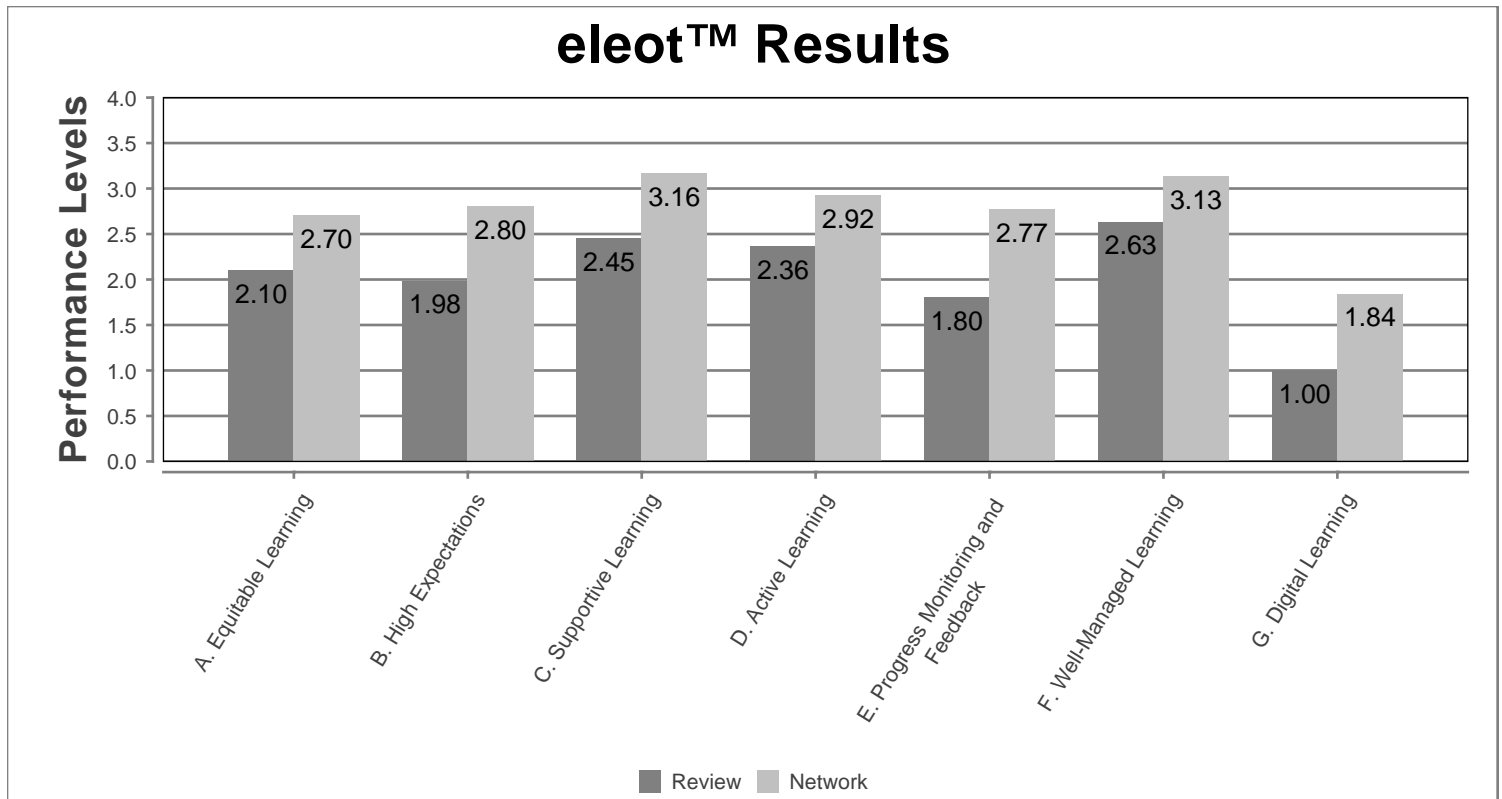
Indicator	Description	Review Team Score	AdvancED Network Average
5.1	The school establishes and maintains a clearly defined and comprehensive student assessment system.	2.00	2.66
5.2	Professional and support staff continuously collect, analyze, and apply learning from a range of data sources, including comparison and trend data about student learning, instruction, program evaluation, and organizational conditions.	1.00	2.31
5.3	Professional and support staff are trained in the evaluation, interpretation, and use of data.	1.00	2.05
5.4	The school engages in a continuous process to determine verifiable improvement in student learning, including readiness for and success at the next level.	2.00	2.46
5.5	Leadership monitors and communicates comprehensive information about student learning, conditions that support student learning, and the achievement of school improvement goals to stakeholders.	2.33	2.69

Student Performance Diagnostic

The quality of assessments used to measure student learning, assurance that assessments are administered with procedural fidelity and appropriate accommodations, assessment results that reflect the quality of learning, and closing gaps in achievement among subpopulations of students are all important indicators for evaluating overall student performance.

Evaluative Criteria	Review Team Score	AdvancED Network Average
Assessment Quality	2.00	3.11
Test Administration	3.00	3.46
Equity of Learning	1.00	2.96
Quality of Learning	1.00	2.72

Effective Learning Environments Observation Tool (eleot™)



The review team observed twelve classrooms. The school's averages were appreciably lower than the AdvancED Network (AEN) averages on every learning environment. The highest score generated was the Well-Managed Learning Environment at 2.63 as compared to the AEN (3.11). This learning environment was followed by a Supportive Learning Environment at 2.45 as compared to the AEN (3.05), an Active Learning Environment at 2.36 as compared to the AEN (2.95), an Equitable Learning Environment at 2.10 as compared to the AEN (2.66), a High Expectations Environment at 1.98 as compared to the AEN (2.81), a Progress Monitoring and Feedback Environment at 1.80 as compared to the AEN (2.76) and a Digital Learning Environment at 1.00 as compared to the AEN (1.88).

Although all learning environment scores were below the AEN, the Progress Monitoring and Feedback Environment was the farthest below. The review team observed few opportunities for students to revise/improve their work based on feedback and little understanding of how their work was assessed. The learning environment with the least discrepancy in observation score and AEN was the Well-Managed Learning Environment. The review team observed middle school classrooms that were well managed and conducive to student learning; however, in the elementary classrooms the team observed constant student disruptions, students failing to follow classroom rules, poor transitions from one activity to the next and a general sense of disorder. Students were observed waiting in line to enter the classroom until all were quiet and additional wait time once inside the classroom until all were quiet again. Valuable instruction time was lost due to consistent talking among students and a need for constant redirection from the teacher.

A number of themes emerged as the team members conducted classroom observations. Team members observed little differentiation of instruction. Collaboration was noted in some middle school classrooms, but no collaboration was evident in the elementary classrooms. The use of technology by the students was not observed in any classroom. Students in the middle school were encouraged to ask questions and to participate in the classroom discussions and activities. This was not observed in the elementary classrooms due to the lack of student compliance with rules and teacher direction. Teachers spent an inordinate amount of time directing students to listen and to engage in the learning activities.

The External Review Team observed primarily whole class, teacher-directed instruction. Most questions posed to students were recall and little higher-order thinking or rigor was noted. Low student performance data supported this observation.

The school staff was supportive of students. Although elementary students were often disruptive in the classroom, all students seemed positive about the school and their teachers. Class sizes were appropriate and should have been manageable.

eleot™ Data Summary

A. Equitable Learning			%			
Item	Average	Description	Very Evident	Evident	Somewhat Evident	Not Observed
1.	1.42	Has differentiated learning opportunities and activities that meet her/his needs	0.00%	16.67%	8.33%	75.00%
2.	2.92	Has equal access to classroom discussions, activities, resources, technology, and support	16.67%	66.67%	8.33%	8.33%
3.	2.75	Knows that rules and consequences are fair, clear, and consistently applied	16.67%	41.67%	41.67%	0.00%
4.	1.33	Has ongoing opportunities to learn about their own and other's backgrounds/cultures/differences	0.00%	8.33%	16.67%	75.00%
Overall rating on a 4 point scale: 2.10						

B. High Expectations			%			
Item	Average	Description	Very Evident	Evident	Somewhat Evident	Not Observed
1.	2.25	Knows and strives to meet the high expectations established by the teacher	8.33%	33.33%	33.33%	25.00%
2.	2.33	Is tasked with activities and learning that are challenging but attainable	0.00%	50.00%	33.33%	16.67%
3.	1.58	Is provided exemplars of high quality work	8.33%	8.33%	16.67%	66.67%
4.	2.08	Is engaged in rigorous coursework, discussions, and/or tasks	0.00%	25.00%	58.33%	16.67%
5.	1.67	Is asked and responds to questions that require higher order thinking (e.g., applying, evaluating, synthesizing)	0.00%	25.00%	16.67%	58.33%
Overall rating on a 4 point scale: 1.98						

C. Supportive Learning			%			
Item	Average	Description	Very Evident	Evident	Somewhat Evident	Not Observed
1.	2.33	Demonstrates or expresses that learning experiences are positive	0.00%	50.00%	33.33%	16.67%
2.	2.50	Demonstrates positive attitude about the classroom and learning	0.00%	58.33%	33.33%	8.33%
3.	2.58	Takes risks in learning (without fear of negative feedback)	8.33%	58.33%	16.67%	16.67%
4.	2.83	Is provided support and assistance to understand content and accomplish tasks	8.33%	66.67%	25.00%	0.00%
5.	2.00	Is provided additional/alternative instruction and feedback at the appropriate level of challenge for her/his needs	0.00%	41.67%	16.67%	41.67%
Overall rating on a 4 point scale: 2.45						

D. Active Learning			%			
Item	Average	Description	Very Evident	Evident	Somewhat Evident	Not Observed
1.	2.58	Has several opportunities to engage in discussions with teacher and other students	8.33%	50.00%	33.33%	8.33%
2.	1.67	Makes connections from content to real-life experiences	0.00%	25.00%	16.67%	58.33%
3.	2.83	Is actively engaged in the learning activities	25.00%	33.33%	41.67%	0.00%
Overall rating on a 4 point scale: 2.36						

E. Progress Monitoring and Feedback			%			
Item	Average	Description	Very Evident	Evident	Somewhat Evident	Not Observed
1.	1.67	Is asked and/or quizzed about individual progress/learning	0.00%	25.00%	16.67%	58.33%
2.	2.17	Responds to teacher feedback to improve understanding	0.00%	33.33%	50.00%	16.67%
3.	2.33	Demonstrates or verbalizes understanding of the lesson/content	0.00%	50.00%	33.33%	16.67%
4.	1.42	Understands how her/his work is assessed	0.00%	16.67%	8.33%	75.00%
5.	1.42	Has opportunities to revise/improve work based on feedback	0.00%	16.67%	8.33%	75.00%
Overall rating on a 4 point scale: 1.80						

F. Well-Managed Learning			%			
Item	Average	Description	Very Evident	Evident	Somewhat Evident	Not Observed
1.	2.75	Speaks and interacts respectfully with teacher(s) and peers	25.00%	25.00%	50.00%	0.00%
2.	2.75	Follows classroom rules and works well with others	25.00%	25.00%	50.00%	0.00%
3.	2.67	Transitions smoothly and efficiently to activities	16.67%	41.67%	33.33%	8.33%
4.	2.25	Collaborates with other students during student-centered activities	16.67%	25.00%	25.00%	33.33%
5.	2.75	Knows classroom routines, behavioral expectations and consequences	25.00%	33.33%	33.33%	8.33%
Overall rating on a 4 point scale: 2.63						

G. Digital Learning			%			
Item	Average	Description	Very Evident	Evident	Somewhat Evident	Not Observed
1.	1.00	Uses digital tools/technology to gather, evaluate, and/or use information for learning	0.00%	0.00%	0.00%	100.00%
2.	1.00	Uses digital tools/technology to conduct research, solve problems, and/or create original works for learning	0.00%	0.00%	0.00%	100.00%
3.	1.00	Uses digital tools/technology to communicate and work collaboratively for learning	0.00%	0.00%	0.00%	100.00%
Overall rating on a 4 point scale: 1.00						

Findings

Improvement Priority

Create a formal structure where every student is well known by at least one adult advocate within the school who supports that student’s long-term educational experience.
(Indicator 3.9)

Primary Indicator

Indicator 3.9

Evidence and Rationale

The principal and teachers stated that the staff often talks about students who are struggling during their weekly meeting, and a staff member who has a strong relationship with that child will step in to check on them, but no student has an intentionally assigned advocate. Leadership stated that not all students have an assigned advocate. No evidence exists to support a formal advocacy program is in place.

A formal advocacy program will build stronger relationships with adults, consequently, adding to more success in the classroom and fewer discipline issues.

Improvement Priority

Develop and implement a continuous program of professional learning.
(Indicator 3.11)

Primary Indicator

Indicator 3.11

Evidence and Rationale

During both the leadership and teacher interviews no mention of a coherent program of professional development was noted. Staff met every Wednesday for either staff or committee meetings or sometimes professional development, but a formalized and documented system aligned to school goals was not evident. Although instructors were sent out for conferences, little evidence was observed that this learning was used in the classroom. Leadership and staff interviews indicated most of their focus last year was on student behavior management; thus, little focus on classroom instructional strategies was realized.

A strong professional development plan designed to improve teaching and instruction will lead to an increase in student learning and achievement.

Improvement Priority

Implement a curriculum that is monitored and adjusted in response to data from multiple assessments and engages students in their learning through instructional strategies that ensure achievement of learning expectations.

(Indicator 3.1, Indicator 3.2, Indicator 3.3)

Primary Indicator

Indicator 3.2

Evidence and Rationale

Staff interviews indicated a use of multiple assessments, but little evidence of differentiation and personalized learning was observed in the classrooms. Formal curriculum guides were displayed, but teacher interviews indicated that not all teachers regularly used them to guide their classroom instruction. Interviews with staff also revealed that staff did not often participate in focused, intentional discussions of vertical alignment. Classroom observations revealed only occasional student collaboration, higher-order thinking skills or individualized instruction. Observations revealed a lack of rigor in instruction and student response. Students were often disengaged in the classroom.

A curriculum that is used to guide teaching and learning and is adjusted in response to data from multiple assessments will provide more challenging, individualized and rigorous learning experiences.

Improvement Priority

Train all staff in evaluating, interpreting and implementing the use of data in the school.

(Indicator 5.3, SP4. Equity of Learning)

Primary Indicator

Indicator 5.3

Evidence and Rationale

Based on interviews with teachers and leadership, the only instructors versed in data analysis were those that

were part of the RtI team. Standardized test data was not observed driving daily classroom instruction. Evidence indicated a lack of school-wide learning goals. Interviews and documentation indicated the only school-wide initiative was a writing focus for which no supporting quantitative data was available. No evidence of formative assessment data used to drive instruction was observed.

Teachers need training in all types of data gathering to drive student learning in their classrooms.

Leadership Capacity

The capacity of leadership to ensure an institution's progress towards its stated objectives is an essential element of organizational effectiveness. An institution's leadership capacity includes the fidelity and commitment to its institutional purpose and direction, the effectiveness of governance and leadership to enable the institution to realize its stated objectives, the ability to engage and involve stakeholders in meaningful and productive ways, and the capacity to enact strategies to improve results of student learning.

Purpose and direction are critical to successful institutions. A study conducted in 2010 by the London-based Chartered Institute of Personnel and Development (CIPD) reported that "in addition to improving performance, the research indicates that having a sense of shared purpose also improves employee engagement" and that "lack of understanding around purpose can lead to demotivation and emotional detachment, which in turn lead to a disengaged and dissatisfied workforce."

AdvancED has found through its evaluation of best practices in more than 32,000 institutions around the world that a successful institution commits to a shared purpose and direction and establishes expectations for student learning that are aligned with the institutions' vision and supported by internal and external stakeholders. These expectations serve as the focus for assessing student performance and overall institution effectiveness.

Governance and leadership are key factors in raising institutional quality. Leaders, both local administrators and governing boards/authorities, are responsible for ensuring all learners achieve while also managing many other facets of an institution. Institutions that function effectively do so without tension between the governing board/authority, administrators, and educators and have established relationships of mutual respect and a shared vision (Feuerstein & Opfer, 1998). In a meta-analysis of educational institution leadership research, Leithwood and Sun (2012) found that leaders (school and governing boards/authority) can significantly "influence school conditions through their achievement of a shared vision and agreed-on goals for the organization, their high expectations and support of organizational members, and their practices that strengthen school culture and foster collaboration within the organization." With the increasing demands of accountability placed on institutional leaders, leaders who empower others need considerable autonomy and involve their communities to attain continuous improvement goals. Leaders who engage in such practices experience a greater level of success (Fink & Brayman, 2006). Similarly, governing boards/authorities that focus on policy-making are more likely to allow institutional leaders the autonomy to make decisions that impact teachers and students and are less responsive to politicization than boards/authorities that respond to vocal citizens (Greene, 1992).

AdvancED's experience, gained through evaluation of best practices, has indicated that a successful institution has leaders who are advocates for the institution's vision and improvement efforts. The leaders provide direction and allocate resources to implement curricular and co-curricular programs that enable students to achieve expectations for their learning. Leaders encourage collaboration and shared responsibility for school improvement among stakeholders. The institution's policies, procedures, and organizational conditions ensure equity of learning opportunities and support for innovation.

Standard 1 - Purpose and Direction

The school maintains and communicates a purpose and direction that commit to high expectations for learning as well as shared values and beliefs about teaching and learning.

Indicator	Description	Review Team Score	AdvancED Network Average
1.1	The school engages in a systematic, inclusive, and comprehensive process to review, revise, and communicate a school purpose for student success.	1.00	2.78
1.2	The school's leadership and staff commit to a culture that is based on shared values and beliefs about teaching and learning and supports challenging, equitable educational programs and learning experiences for all students that include achievement of learning, thinking, and life skills.	2.00	2.77
1.3	The school's leadership implements a continuous improvement process that provides clear direction for improving conditions that support student learning.	1.00	2.96

Standard 2 - Governance and Leadership

The school operates under governance and leadership that promote and support student performance and school effectiveness.

Indicator	Description	Review Team Score	AdvancED Network Average
2.1	The governing body establishes policies and supports practices that ensure effective administration of the school.	1.00	3.02
2.2	The governing body operates responsibly and functions effectively.	1.00	3.05
2.3	The governing body ensures that the school leadership has the autonomy to meet goals for achievement and instruction and to manage day-to-day operations effectively.	3.00	3.23
2.4	Leadership and staff foster a culture consistent with the school's purpose and direction.	3.00	3.04
2.5	Leadership engages stakeholders effectively in support of the school's purpose and direction.	2.00	2.80
2.6	Leadership and staff supervision and evaluation processes result in improved professional practice and student success.	2.00	2.76

Stakeholder Feedback Diagnostic

Stakeholder Feedback is the third of three primary areas of evaluation in AdvancED's Performance Accreditation model. The AdvancED surveys (student, parent, and teacher) are directly correlated to the AdvancED Standards and indicators. They provide not only direct information about stakeholder satisfaction but also become a source of data for triangulation by the External Review Team as it evaluates indicators.

Institutions are asked to collect and analyze stakeholder feedback data, then submit the data and the analyses to the External Review Team for review. The External Review Team evaluates the quality of the administration of the surveys by institution, survey results, and the degree to which the institution analyzed and acted on the results.

Evaluative Criteria	Review Team Score	AdvancED Network Average
Questionnaire Administration	3.00	3.42
Stakeholder Feedback Results and Analysis	2.00	3.08

Findings

Improvement Priority

Develop a purpose and direction that commit to a continuous improvement process and high expectations for learning as well as shared values and beliefs about teaching and learning.

(Indicator 1.1, Indicator 1.2, Indicator 1.3)

Primary Indicator

Indicator 1.3

Evidence and Rationale

Artifacts and teacher interviews indicated that all staff are not clear on the school improvement goals. Teachers indicated that each teacher sets his or her own goals instead of establishing school wide goals with ownership from all staff. Parent interviews revealed that communication about school events is strong; however, parent information about and involvement in the development of school improvement goals does not seem to be the norm. It was stated that a past school improvement plan was “tweaked” for this year.

A clear process for the development of school improvement goals and quality communication with all stakeholders will cause all to have buy in and create a strong vision that will drive the continuous improvement efforts to maximize student learning and growth.

Resource Utilization

The use and distribution of resources must be aligned and supportive of the needs of an institution and the students served. Institutions must ensure that resources are aligned with the stated mission and are distributed equitably so that the needs of students are adequately and effectively addressed. The utilization of resources includes an examination of the allocation and use of resources, the equity of resource distribution to need, the ability of the institution to ensure appropriate levels of funding and sustainability of resources, as well as evidence of long-range capital and resource planning effectiveness.

Institutions, regardless of their size, need access to sufficient resources and systems of support to be able to engage in sustained and meaningful efforts that result in a continuous improvement cycle. Indeed, a study conducted by the Southwest Educational Development Laboratory (Pan, D., Rudo, Z., Schneider, C., & Smith-Hansen, L., 2003) "demonstrated a strong relationship between resources and student success... both the level of resources and their explicit allocation seem to affect educational outcomes."

AdvancED has found through its own evaluation of best practices in the more than 32,000 institutions in the AdvancED Network that a successful institution has sufficient human, material, and fiscal resources to implement a curriculum that enables students to achieve expectations for student learning, meets special needs, and complies with applicable regulations. The institution employs and allocates staff members who are well qualified for their assignments. The institution provides a safe learning environment for students and staff. The institution provides ongoing learning opportunities for all staff members to improve their effectiveness and ensures compliance with applicable governmental regulations.

Standard 4 - Resources and Support Systems

The school has resources and provides services that support its purpose and direction to ensure success for all students.

Indicator	Description	Review Team Score	AdvancED Network Average
4.1	Qualified professional and support staff are sufficient in number to fulfill their roles and responsibilities necessary to support the school's purpose, direction, and the educational program.	2.33	2.95
4.2	Instructional time, material resources, and fiscal resources are sufficient to support the purpose and direction of the school.	2.00	2.96
4.3	The school maintains facilities, services, and equipment to provide a safe, clean, and healthy environment for all students and staff.	3.00	3.11
4.4	Students and school personnel use a range of media and information resources to support the school's educational programs.	1.33	2.83
4.5	The technology infrastructure supports the school's teaching, learning, and operational needs.	1.00	2.61

Indicator	Description	Review Team Score	AdvancED Network Average
4.6	The school provides support services to meet the physical, social, and emotional needs of the student population being served.	2.00	2.84
4.7	The school provides services that support the counseling, assessment, referral, educational, and career planning needs of all students.	2.00	2.78

Conclusion

Leadership and staff at Xavier School of Excellence continue to work toward improvement in curriculum, instruction, data analysis and use, professional learning, intentional student advocacy and classroom management. Improvement in all areas is necessary to assure student success and organizational effectiveness.

Although the staff has been working to improve classroom management skills, the students in the elementary classrooms continue to be disruptive and interfering with classroom instruction. Teachers have implemented aspects of Positive Behavioral Interventions and Supports (PBIS), but this was not observed to be effective for all students nor was it consistently implemented with fidelity.

Curriculum guides have been developed since the last Engagement Review, but teacher interviews indicated that current staff did not have input into those guides. It was also inferred that not all teachers use the guides to direct their instruction. Teachers need to review the guides and revise as needed to ensure they align to the Indiana Academic Standards. Using these guides to direct classroom instruction will assure that all standards are taught and vertical alignment of the standards is met.

Students are released early every Wednesday so that teachers can participate in professional development activities. During each month committee meetings, staff meetings, teachers working in their classrooms and professional development occur on rotating Wednesdays. Committee meetings, staff meetings and teacher work in classrooms are not types of professional development. During this time teachers need to be learning about instruction and student learning (e.g. disaggregation, analysis and use data, review and revision of curriculum guides and developing additional instructional strategies). If students are to lose this much instructional time, teachers need to be engaged in more meaningful activities concerning instruction and learning.

An overall mission statement was observed on the walls at Xavier School of Excellence. This statement was developed by the original founders of this school. No input from current stakeholders was included. Staff needs to develop a purpose statement designed to include beliefs about teaching and learning and supports challenging, equitable educational programs and learning experiences for all students. A plan should exist for the systematic review of this statement.

All students need an adult advocate in the building. Informal student advocacy is realized for certain students who exhibit the need for an adult advocate, but no intentional advocacy for each student in the school exists. Staff needs to develop a plan for student advocacy where all students have an adult advocate in the school.

It is imperative that teachers review the current curriculum guides, revise if necessary and use them to guide instruction in all classes that aligns to the current Indiana Academic Standards; it is imperative that teachers learn new instructional strategies and use them in their classes to meet the needs of all students; it is imperative that teachers and leadership learn to analyze and use data to inform each day's instruction; it is imperative that professional learning be focused on teaching and learning; it is imperative that all classes are

well managed; it is imperative that leadership and staff intentionally provide an adult advocate for each student; it is imperative that staff work on a purpose statement that includes beliefs about teaching and learning. If these directives are not met, changes in instruction, learning and classroom behaviors will not change; thus, it is unlikely that scores on state assessments will improve.

Improvement Priorities

The institution should use the findings from this review to guide the continuous improvement process. The institution must address the Improvement Priorities listed below:

- Create a formal structure where every student is well known by at least one adult advocate within the school who supports that student's long-term educational experience.
- Develop a purpose and direction that commit to a continuous improvement process and high expectations for learning as well as shared values and beliefs about teaching and learning.
- Develop and implement a continuous program of professional learning.
- Implement a curriculum that is monitored and adjusted in response to data from multiple assessments and engages students in their learning through instructional strategies that ensure achievement of learning expectations.
- Train all staff in evaluating, interpreting and implementing the use of data in the school.

Accreditation Recommendation

Index of Education Quality

The Index of Education Quality (IEQ™) provides a holistic measure of overall performance based on a comprehensive set of indicators and evaluative criteria. A formative tool for improvement, it identifies areas of success as well as areas in need of focus.

The IEQ™ comprises three domains: 1) the impact of teaching and learning on student performance; 2) the leadership capacity to govern; and 3) the use of resources and data to support and optimize learning.

The overall and domain scores can range from 100-400. The domain scores are derived from: the AdvancED Standards and indicators ratings; results of the Analysis of Student Performance; and data from Stakeholder Feedback Surveys (students, parents, and staff).

	External Review IEQ Score	AdvancED Network Average
Overall Score	186.32	280.21
Teaching and Learning Impact	180.95	269.97
Leadership Capacity	190.91	295.45
Resource Utilization	195.24	286.36

The IEQ™ results include information about how the institution is performing compared to expected criteria as well as to other institutions in the AdvancED Network. The institution should use the information in this report, including the corresponding performance rubrics, to identify specific areas of improvement.

Addenda

Team Roster

Member	Brief Biography
Dr. Joan Keller	<p>Dr. Keller is recently retired. She has served the students in Indiana as a Jr./Sr. high school teacher in language arts and physical education (23 years), high school principal (5 years), elementary principal (3 years), superintendent (11 years) and university lecturer (2 years). Dr. Keller received her B.A. from Evansville University, and she received her M.S., Ed.S. and Ed. D. from Indiana University. Dr. Keller has served on Diagnostic Review Teams representing both Advanc-ED and the Indiana Department of Education. Since retiring, she has helped school corporations in budgeting and contract compliance.</p>
Ms. Kelley Grate	<p>Ms. Kelley Grate has been an educator for 24 years, serving at the elementary and junior high levels. She is currently working as a School Improvement Specialist at the IDOE. Kelley spent her first six years in Marion Community Schools at the elementary level, then transitioned to Blackford County Schools teaching 6th, 7th and 8th grade Language Arts for the next 17 years. Ms. Grate also has her Administrator's license and filled an Assistant Principal's role her last three years at Blackford. She has served as a teacher leader, helping with data analysis and school improvement.</p> <p>Ms. Grate holds a Bachelor of Science in Elementary Education from Indiana Wesleyan University and a Master of Science in Administration from Ball State University. She maintains teaching and administrative licenses in the State of Indiana.</p>
Mr. Dante DelRio Pryor	<p>I've taught in secondary and adult education my entire teaching career. Currently I am the instructional coach at New Vistas High School in Portage, Indiana.</p>

Next Steps

About AdvancED

AdvancED is the world leader in providing improvement and accreditation services to education providers of all types in their pursuit of excellence in serving students. AdvancED serves as a trusted partner to more than 32,000 public and private schools and school systems – enrolling more than 20 million students - across the United States and 70 countries.

In 2006, the North Central Association Commission on Accreditation and School Improvement (NCA CASI), the Southern Association of Colleges and Schools Council on Accreditation and School Improvement (SACS CASI), both founded in 1895, and the National Study of School Evaluation (NSSE) came together to form AdvancED: one strong, unified organization dedicated to education quality. In 2011, the Northwest Accreditation Commission (NWAC) that was founded in 1917 became part of AdvancED.

Today, NCA CASI, NWAC and SACS CASI serve as accreditation divisions of AdvancED. The Accreditation Divisions of AdvancED share research-based quality standards that cross school system, state, regional, national, and international boundaries. Accompanying these standards is a unified and consistent process designed to engage educational institutions in continuous improvement.

References

- Alwin, L. (2002). The will and the way of data use. *School Administrator*, 59(11), 11.
- Baumert, J., Kunter, M., Blum, W., Brunner, M., Voxx, T., Jordan, A., Klusmann, U., Krauss, S., Nuebrand, M., & Tsai, Y. (2010). Teachers' mathematical knowledge, cognitive activation in the classroom, and student progress. *American Educational Research Journal*, 47(1), 133-180.
- Chartered Institute of Personnel and Development. (2012). *Shared purpose: the golden thread?* London: CIPD.
- Colbert, J., Brown, R., Choi, S., & Thomas, S. (2008). An investigation of the impacts of teacher-driven professional development. *Teacher Education Quarterly*, 35(2), 134-154.
- Conley, D.T. (2007). *Redefining college readiness (Vol. 3)*. Eugene, OR: Educational Policy Improvement Center.
- Datnow, A., Park, V., & Wohlstetter, P. (2007). *Achieving with data: How high-performing school systems use data to improve instruction for elementary students*. Los Angeles, CA: Center on Educational Governance, USC.
- Dembosky, J., Pane, J., Barney, H., & Christina, R. (2005). *Data driven decision making in Southwestern Pennsylvania school districts*. Working paper. Santa Monica, CA: RAND.
- Ding, C. & Sherman, H. (2006). Teaching effectiveness and student achievement: Examining the relationship. *Educational Research Quarterly*, 29 (4), 40-51.
- Doyle, D. P. (2003). Data-driven decision making: Is it the mantra of the month or does it have staying power? *T.H.E. Journal*, 30(10), 19-21.
- Feuerstein, A., & Opfer, V. D. (1998). School board chairmen and school superintendents: An analysis of perceptions concerning special interest groups and educational governance. *Journal of School Leadership*, 8, 373-398.
- Fink, D., & Brayman, C. (2006). School leadership succession and the challenges of change. *Educational Administration Quarterly*, 42 (62), 61-89.
- Greene, K. (1992). Models of school-board policy-making. *Educational Administration Quarterly*, 28 (2), 220-236.
- Horng, E., Klasik, D., & Loeb, S. (2010). Principal time-use and school effectiveness. *American Journal of Education* 116, (4) 492-523.
- Lafee, S. (2002). Data-driven districts. *School Administrator*, 59(11), 6-7, 9-10, 12, 14-15.
- Leithwood, K., & Sun, J. (2012). The Nature and effects of transformational school leadership: A meta-analytic review of unpublished research. *Educational Administration Quarterly*, 48 (387). 388-423.
- Marks, H., Louis, K.S., & Printy, S. (2002). The capacity for organizational learning: Implications for pedagogy and student achievement. In K. Leithwood (Ed.), *Organizational learning and school improvement* (p. 239-266). Greenwich, CT: JAI Press.
- McIntire, T. (2002). The administrator's guide to data-driven decision making. *Technology and Learning*, 22(11), 18-33.
- Pan, D., Rudo, Z., Schneider, C., & Smith-Hansen, L. (2003). Examination of resource allocation in education: connecting spending to student performance. Austin, TX: SEDL.

SCHOOL ENROLLMENT PROJECTIONS

Planned Number of Students													
ACADEMIC YEAR	K	1	2	3	4	5	6	7	8	TOTAL	% ELI	% SPED	% SNAP, TANF
Year 1: 2018-2019	60	20	20	18	24	16	22	24	22	226	4%	17.6%	92%
Year 2: 2019-2020	60	23	23	22	24	24	24	24	24	248	4%	17.6%	94%
Year 3: 2020-2021	60	24	24	24	24	24	24	24	24	252	4%	17.6%	95%
Year 4: 2021-2022	60	24	24	24	24	24	24	24	24	252	4%	17.6%	95%
Year 5: 2022-2023	60	24	24	24	24	24	24	24	24	252	4%	17.6%	95%

Planned Number of Classes										
ACADEMIC YEAR	K	1	2	3	4	5	6	7	8	TOTAL
Year 1: 2018-2019	3	1	1	1	1	1	1	1	1	11
Year 2: 2019-2020	3	1	1	1	1	1	1	1	1	11
Year 3: 2020-2021	3	1	1	1	1	1	1	1	1	11
Year 4: 2021-2022	3	1	1	1	1	1	1	1	1	11
Year 5: 2022-2023	3	1	1	1	1	1	1	1	1	11

Note: FDK students are treated as 1 for purposes of ADM. 1/2 day kindergarten students are 0.5 ADM

	Y0	Y1	Y2	Y3	Y4	Y5
	2017	2018	2019	2020	2021	2022
Foundation Grant	5,273	5,378	5,486	5,596	5,708	5,822
Complexity Grant	1,703	1,737	1,772	1,807	1,843	1,880
2% Increase Tuition Support Annually	6,976	7,116	7,258	7,403	7,551	7,702

	Year 0	Year 1	Year 2	Year 3	Year 4	Year 5
REVENUE						
State Revenue						
Basic Grant	\$ 1,007,144	\$ 1,215,532	\$ 1,360,535	\$ 1,410,129	\$ 1,438,332	\$ 1,467,098
State Matching Funds for School Lunch Program		\$ -	\$ -	\$ -	\$ -	\$ -
Professional Development		\$ -	\$ -	\$ -	\$ -	\$ -
Technology Grants	\$ 11,705	\$ 47,000	\$ 47,000	\$ 47,000	\$ 47,000	\$ 47,000
Remediation Program		\$ -	\$ -	\$ -	\$ -	\$ -
Gifted and Talented Program		\$ 19,207	\$ 19,207	\$ 19,207	\$ 19,207	\$ 19,207
Textbook Reimbursement	\$ 1	\$ 24,000	\$ 24,000	\$ 24,000	\$ 24,000	\$ 24,000
Summer School		\$ -	\$ -	\$ -	\$ -	\$ -
Charter and Innovation Network School Grant Program & School Improvement grant	\$ 155,500	\$ 107,500	\$ 107,500	\$ 107,500	\$ 107,500	\$ 107,500
Charter and Innovation Network School Advance Program		\$ -	\$ -	\$ -	\$ -	\$ -
Other State Revenue (Complexity Grant)	\$ 325,334	\$ 392,576	\$ 439,407	\$ 455,424	\$ 464,532	\$ 473,823
Other State Revenue (Special Education Grant)	\$ 127,304	\$ 87,304	\$ 89,050	\$ 90,831	\$ 92,648	\$ 94,501
Federal Revenue						
Public Charter School Program (PCSP) Grant	\$ 1	\$ -	\$ -			
Public Law 101-476 (IDEA)		\$ 57,257	\$ 57,257	\$ 57,257	\$ 57,257	\$ 57,257
Title I	\$ 143,747	\$ 146,524	\$ 146,524	\$ 146,524	\$ 146,524	\$ 146,524
Title II	\$ 15,666	\$ 15,666	\$ 15,666	\$ 15,666	\$ 15,666	\$ 15,666
Federal Lunch Program	\$ 62,095	\$ 81,781	\$ 81,781	\$ 81,781	\$ 81,781	\$ 81,781
Federal Breakfast Reimbursement		\$ 44,036	\$ 44,036	\$ 44,036	\$ 44,036	\$ 44,036
Other Revenue Fed sources (after school snack program)		\$ 1,612	\$ 1,612	\$ 1,612	\$ 1,612	\$ 1,612
Other Revenue Federal sources ()		\$ -	\$ -	\$ -	\$ -	\$ -
Other Revenues						
Committed Philanthropic Donations	\$ -	\$ -	\$ -	\$ -	\$ -	\$ -
Before and After Care Fees		\$ -	\$ -	\$ -	\$ -	\$ -
Interest Income		\$ -	\$ -	\$ -	\$ -	\$ -
Other (Lunch A La Carte Sales)	\$ 6,592	\$ 10,000	\$ 10,000	\$ 10,000	\$ 10,000	\$ 10,000
Medicaid Direct and MAC Reimbursements	\$ 1	\$ 35,000	\$ 35,000	\$ 35,000	\$ 35,000	\$ 35,000
Other (High Ability Grant)	\$ 19,207	\$ -	\$ -	\$ -	\$ -	\$ -
Other (Miscellaneous)	\$ 7,732	\$ -	\$ -	\$ -	\$ -	\$ -
Total Revenue	\$ 1,882,028	\$ 2,284,994	\$ 2,478,575	\$ 2,545,966	\$ 2,585,094	\$ 2,625,004
EXPENDITURES						
Personnel Expenses						
Wages, Benefits and Payroll Taxes	\$ 1,227,853	\$ 1,338,875	\$ 1,363,318	\$ 1,390,584	\$ 1,418,396	\$ 1,433,910
Substitute Teachers		\$ 22,296	\$ 22,296	\$ 22,296	\$ 22,296	\$ 22,296
Professional Development	\$ 4,962	\$ 5,000	\$ 5,000	\$ 5,000	\$ 5,000	\$ 5,000
Bonuses		\$ -	\$ -	\$ -	\$ -	\$ -
Other (please describe)	\$ -	\$ 1,500	\$ 1,500	\$ 1,500	\$ 1,500	\$ 1,500
Other (please describe)	\$ -	\$ -	\$ -	\$ -	\$ -	\$ -
Other (please describe)	\$ -	\$ -	\$ -	\$ -	\$ -	\$ -
Other (please describe)	\$ -	\$ -	\$ -	\$ -	\$ -	\$ -
Other (please describe)	\$ -	\$ -	\$ -	\$ -	\$ -	\$ -
Total Personnel Expenses	\$ 1,232,815	\$ 1,367,671	\$ 1,392,114	\$ 1,419,380	\$ 1,447,192	\$ 1,462,706
Instructional Supplies and Resources						
Textbooks	\$ 7,100	\$ 12,000	\$ 12,000	\$ 12,000	\$ 12,000	\$ 12,000
Library, periodicals, etc	\$ -	\$ 3,000	\$ 3,000	\$ 3,000	\$ 3,000	\$ 3,000
Technology	\$ -	\$ 2,500	\$ 2,500	\$ 2,500	\$ 2,500	\$ 2,500
Assessment materials	\$ 1,080	\$ -	\$ -	\$ -	\$ -	\$ -
Computers	\$ -	\$ 47,000	\$ 47,000	\$ 47,000	\$ 47,000	\$ 47,000
Software	\$ 4,252	\$ 3,000	\$ 3,000	\$ 3,000	\$ 3,000	\$ 3,000
Other classroom supplies	\$ 3,956	\$ 10,000	\$ 10,000	\$ 10,000	\$ 10,000	\$ 10,000
Field trips, other unclassified items	\$ 2,500	\$ 2,500	\$ 2,500	\$ 2,500	\$ 2,500	\$ 2,500
Co-curricular & Athletics	\$ 613	\$ 17,080	\$ 17,080	\$ 17,080	\$ 17,080	\$ 17,080
Other (please describe)	\$ -	\$ -	\$ -	\$ -	\$ -	\$ -
Other (please describe)	\$ -	\$ -	\$ -	\$ -	\$ -	\$ -
Other (please describe)	\$ -	\$ -	\$ -	\$ -	\$ -	\$ -
Other (please describe)	\$ -	\$ -	\$ -	\$ -	\$ -	\$ -
Other (please describe)	\$ -	\$ -	\$ -	\$ -	\$ -	\$ -
Total Instructional Supplies and Resources	\$ 19,500	\$ 97,080	\$ 97,080	\$ 97,080	\$ 97,080	\$ 97,080
Support Supplies and Resources						
Administrative Computers	\$ -	\$ 1,000	\$ 1,000	\$ 1,000	\$ 1,000	\$ 1,000
Administrative Software	\$ -	\$ -	\$ -	\$ -	\$ -	\$ -
Administration Dues, fees, misc expenses	\$ -	\$ 500	\$ 500	\$ 500	\$ 500	\$ 500
Office supplies	\$ -	\$ 1,200	\$ 1,200	\$ 1,200	\$ 1,200	\$ 1,200
Other (please describe)	\$ -	\$ -	\$ -	\$ -	\$ -	\$ -
Other (please describe)	\$ -	\$ -	\$ -	\$ -	\$ -	\$ -
Other (please describe)	\$ -	\$ -	\$ -	\$ -	\$ -	\$ -
Other (please describe)	\$ -	\$ -	\$ -	\$ -	\$ -	\$ -
Other (please describe)	\$ -	\$ -	\$ -	\$ -	\$ -	\$ -
Total Support Supplies and Resources	\$ -	\$ 2,700	\$ 2,700	\$ 2,700	\$ 2,700	\$ 2,700

Board Expenses							
Charter Board Services, including Board Training, retreats	\$ -	\$ 4,000	\$ 4,000	\$ 4,000	\$ 4,000	\$ 4,000	\$ 4,000
Charter Board Supplies & Equipment	\$ -	\$ 300	\$ 300	\$ 300	\$ 300	\$ 300	\$ 300
Charter Board Dues, fees, etc	\$ -	\$ 600	\$ 600	\$ 600	\$ 600	\$ 600	\$ 600
Other (please describe)	\$ -	\$ -	\$ -	\$ -	\$ -	\$ -	\$ -
Other (please describe)	\$ -	\$ -	\$ -	\$ -	\$ -	\$ -	\$ -
Other (please describe)	\$ -	\$ -	\$ -	\$ -	\$ -	\$ -	\$ -
Other (please describe)	\$ -	\$ -	\$ -	\$ -	\$ -	\$ -	\$ -
Other (please describe)	\$ -	\$ -	\$ -	\$ -	\$ -	\$ -	\$ -
Total Board Expenses	\$ -	\$ 4,900	\$ 4,900	\$ 4,900	\$ 4,900	\$ 4,900	\$ 4,900
Professional Purchased or Contracted Services							
Legal Services	\$ 5,000	\$ 5,000	\$ 5,000	\$ 5,000	\$ 5,000	\$ 5,000	\$ 5,000
Audit Services (compliant with SBOA requirements)	\$ 1,500	\$ 1,500	\$ 1,500	\$ 1,500	\$ 1,500	\$ 1,500	\$ 1,500
Payroll Services	\$ 2,890	\$ 2,890	\$ 2,890	\$ 2,890	\$ 2,890	\$ 2,890	\$ 2,890
Accounting Services	\$ 23,700	\$ 23,700	\$ 23,700	\$ 23,700	\$ 23,700	\$ 23,700	\$ 23,700
Advertising	\$ 2,685	\$ 2,685	\$ 2,685	\$ 2,685	\$ 2,685	\$ 2,685	\$ 2,685
Consultants	\$ 5,600	\$ 20,000	\$ 20,000	\$ 20,000	\$ 20,000	\$ 20,000	\$ 20,000
Internet Services	\$ 48,686	\$ 48,686	\$ 48,686	\$ 48,686	\$ 48,686	\$ 48,686	\$ 48,686
Telephone/Telecommunication Services	\$ 9,140	\$ 9,140	\$ 9,140	\$ 9,140	\$ 9,140	\$ 9,140	\$ 9,140
Total Insurance Costs (per ICSB requirements detailed in charter school application)	\$ 14,832	\$ 14,832	\$ 14,832	\$ 14,832	\$ 14,832	\$ 14,832	\$ 14,832
Travel	\$ 722	\$ 3,500	\$ 3,500	\$ 3,500	\$ 3,500	\$ 3,500	\$ 3,500
Postage	\$ 335	\$ 335	\$ 335	\$ 335	\$ 335	\$ 335	\$ 335
Special Education Services	\$ 33,360	\$ 33,360	\$ 33,360	\$ 33,360	\$ 33,360	\$ 33,360	\$ 33,360
Student Information Services	\$ 1,862	\$ 1,862	\$ 1,862	\$ 1,862	\$ 1,862	\$ 1,862	\$ 1,862
Food service	\$ 69,651	\$ 139,301	\$ 139,301	\$ 139,301	\$ 139,301	\$ 139,301	\$ 139,301
Transportation	\$ -	\$ -	\$ -	\$ -	\$ -	\$ -	\$ -
Nursing Services	\$ 245	\$ 245	\$ 245	\$ 245	\$ 245	\$ 245	\$ 245
Other (Security System)	\$ 3,622	\$ 3,622	\$ 3,622	\$ 3,622	\$ 3,622	\$ 3,622	\$ 3,622
Other (Office Supplies)	\$ 6,088	\$ 6,088	\$ 6,088	\$ 6,088	\$ 6,088	\$ 6,088	\$ 6,088
Other (Printing/Copier Lease)	\$ 13,870	\$ 13,870	\$ 13,870	\$ 13,870	\$ 13,870	\$ 13,870	\$ 13,870
Other Miscellaneous	\$ 407	\$ 407	\$ 407	\$ 407	\$ 407	\$ 407	\$ 407
Total Professional Purchased or Contracted Services	\$ 313,844	\$ 331,022	\$ 331,022	\$ 331,022	\$ 331,022	\$ 331,022	\$ 331,022
Facilities							
Rent, mortgage, or other facility cost	\$ -	\$ -	\$ -	\$ -	\$ -	\$ -	\$ -
Furniture & Equipment	\$ 192,212	\$ 181,500	\$ 175,000	\$ 174,000	\$ 167,500	\$ 163,000	\$ 163,000
Gas/electric	\$ 43,938	\$ 43,938	\$ 43,938	\$ 43,938	\$ 43,938	\$ 43,938	\$ 43,938
Water/Sewer	\$ 2,649	\$ 2,649	\$ 2,649	\$ 2,649	\$ 2,649	\$ 2,649	\$ 2,649
Grounds Keeping	\$ 3,555	\$ 3,555	\$ 3,555	\$ 3,555	\$ 3,555	\$ 3,555	\$ 3,555
Maintenance Services	\$ 16,822	\$ 16,822	\$ 16,822	\$ 16,822	\$ 16,822	\$ 16,822	\$ 16,822
Custodial	\$ 11,944	\$ 11,944	\$ 11,944	\$ 11,944	\$ 11,944	\$ 11,944	\$ 11,944
Waste disposal	\$ 4,416	\$ 4,416	\$ 4,416	\$ 4,416	\$ 4,416	\$ 4,416	\$ 4,416
Debt Service for Facilities (Interest Only)	\$ 512	\$ 512	\$ 512	\$ 512	\$ 512	\$ 512	\$ 512
Other (please describe)	\$ 99,820	\$ 99,820	\$ 99,820	\$ 99,820	\$ 99,820	\$ 99,820	\$ 99,820
Other (please describe)	\$ -	\$ -	\$ -	\$ -	\$ -	\$ -	\$ -
Other (please describe)	\$ -	\$ -	\$ -	\$ -	\$ -	\$ -	\$ -
Other (please describe)	\$ -	\$ -	\$ -	\$ -	\$ -	\$ -	\$ -
Total Facilities	\$ 375,868	\$ 365,156	\$ 358,656	\$ 357,656	\$ 351,156	\$ 346,656	\$ 346,656
Other							
Contingency	\$ -	\$ 20,000	\$ 80,000	\$ 80,000	\$ 80,000	\$ 80,000	\$ 80,000
Indiana Charter School Board Administrative Fee	\$ 34,653	\$ 36,466	\$ 36,466	\$ 36,466	\$ 36,466	\$ 36,466	\$ 36,466
CMO/EMO Fee	\$ -	\$ -	\$ -	\$ -	\$ -	\$ -	\$ -
Charter and Innovation Network School Advance Program							
Interest Costs	\$ -	\$ -	\$ -	\$ -	\$ -	\$ -	\$ -
Escrow account for closure	\$ -	\$ 10,000	\$ 10,000	\$ 10,000	\$ 10,000	\$ 10,000	\$ 10,000
Debt Pay-Down	\$ -	\$ -	\$ 50,000	\$ 75,000	\$ 75,000	\$ 75,000	\$ 75,000
Facilities (Restroom Renovations)	\$ -	\$ -	\$ 50,000	\$ 50,000	\$ 50,000	\$ 50,000	\$ 50,000
Total Other	\$ 34,653	\$ 66,466	\$ 226,466	\$ 251,466	\$ 251,466	\$ 251,466	\$ 251,466
Total Expenditures	\$ 1,976,681	\$ 2,234,996	\$ 2,412,938	\$ 2,464,205	\$ 2,485,516	\$ 2,496,531	\$ 2,496,531
Carryover/Deficit	\$ (94,651)	\$ 49,998	\$ 65,636	\$ 81,762	\$ 99,578	\$ 128,473	\$ 128,473
Cumulative Carryover/(Deficit)	\$ (94,651)	\$ (44,653)	\$ 20,983	\$ 102,745	\$ 202,323	\$ 330,797	\$ 330,797

Other (please describe)		0	0	0	0	0	0	0	0	0	0	0	0	0	0	0
Total Facilities		0	30,949	31,194	35,371	33,593	34,810	23,239	189,156	33,029	31,483	31,551	30,550	30,050	30,050	186,713
Other																
Contingency		0	0	0	0	0	0	0	0	0	0	0	0	0	0	0
Ball State Charter Fee	1	0	2,201	5,769	2,693	2,943	4,861	2,169	20,635	2,518	2,300	2,300	2,300	2,300	2,300	14,018
CMO/EMO Fee		0	0	0	0	0	0	0	0	0	0	0	0	0	0	0
Other (please describe)		0	0	0	0	0	0	0	0	0	0	0	0	0	0	0
Other (please describe)		0	0	0	0	0	0	0	0	0	0	0	0	0	0	0
Other (please describe)		0	0	0	0	0	0	0	0	0	0	0	0	0	0	0
Other (please describe)		0	0	0	0	0	0	0	0	0	0	0	0	0	0	0
Total Other		0	2,201	5,769	2,693	2,943	4,861	2,169	20,635	2,518	2,300	2,300	2,300	2,300	2,300	14,018
Total Expenditures		0	215,093	145,915	218,515	155,952	153,873	145,652	1,034,999	149,092	154,021	214,681	147,697	146,897	129,294	941,681
Net Income (Pre-Cash Flow Adjustments)		0	-59,061	-16,588	4,613	29,070	-16,441	21,233	-37,175	12,306	-27,590	-30,856	5,128	1,355	45,820	-57,476
CASH FLOW ADJUSTMENTS									0							
OPERATING ACTIVITIES									0							
Example - Add Back Depreciation			16,018	16,018	16,018	16,018	16,018	16,018	96,108	16,018	16,018	16,017	16,017	16,017	16,017	96,104
Other		0	0	0	0	0	0	0	0	0	0	0	0	0	0	0
Total Operating Activities		0	16,018	16,018	16,018	16,018	16,018	16,018	96,108	16,018	16,018	16,017	16,017	16,017	16,017	96,104
INVESTMENT ACTIVITIES																
Example - Subtract Property and Equipment Expenditures		0	0	0	0	0	0	0	0	0	0	0	0	0	0	0
Other		0	0	0	0	0	0	0	0	0	0	0	0	0	0	0
Total Investment Activities		0	0	0	0	0	0	0	0	0	0	0	0	0	0	0
FINANCING ACTIVITIES																
Example - Add Expected Proceeds from a Loan or Line of Credit		0	-10,075	-10,069	-10,075	-10,117	-10,117	-10,134	-60,587	-10,134	-11,000	-11,000	-11,000	-11,000	-11,000	-65,134
Other		0	0	0	0	0	0	0	0	0	0	0	0	0	0	0
Total Financing Activities		0	-10,075	-10,069	-10,075	-10,117	-10,117	-10,134	-60,587	-10,134	-11,000	-11,000	-11,000	-11,000	-11,000	-65,134
Total Cash Flow Adjustments		0	5,943	5,950	5,943	5,901	5,901	5,884	35,521	5,884	5,018	5,017	5,017	5,017	5,017	30,970
NET INCOME		0	-53,118	-10,638	10,555	34,971	-10,540	27,117	-1,654	18,190	-22,572	-25,839	10,145	6,372	50,837	-26,506
Beginning Cash Balance		0	33,074	-20,044	-30,682	-20,127	14,844	4,304	33,074	31,421	49,611	27,039	1,200	11,345	17,717	31,421
ENDING CASH BALANCE		33,074	-20,044	-30,682	-20,127	14,844	4,304	31,421	31,421	49,611	27,039	1,200	11,345	17,717	68,554	4,915

Expected New School Annual Operating Budget -- YEAR 1 -- Fiscal Year July 1-June 30		
REVENUE	Amount	Notes
State Revenue		
Basic Grant	\$ 1,215,532	\$5,378 Tuition Support and 226 Enrollment
State Matching Funds for School Lunch Program	\$ -	
Professional Development	\$ -	
Technology Grants 1:1	\$ 47,000	
Remediation Program	\$ -	
Gifted and Talented Program	\$ 19,207	
Textbook Reimbursement	\$ 24,000	
Summer School	\$ -	
Charter and Innovation Network School Grant Program	\$ 107,500	
Other State Revenue (Complexity Grant)	\$ 392,576	\$1,737 Complexity grant + 2% and 226 Enrollment
Other State Revenue (Special Education Grant)	\$ 87,304	SPED (Form 54 2017/18)
Federal Revenue		
Public Charter School Program (PCSP) Grant		
Public Law 101-476 (IDEA) Part B	\$ 57,257	
Title I	\$ 146,524	
Title II	\$ 15,666	
Federal Lunch Program Reimbursement	\$ 81,781	
Federal Breakfast Reimbursement	\$ 44,036	
Other Revenue Fed sources (after school snack program)	\$ 1,612	
Other Revenue Federal sources (please describe)	\$ -	
Other Revenues		
Committed Philanthropic Donations	\$ -	
Before and After Care Fees	\$ -	
Interest Income		
Other (Lunch A La Carte Sales)	\$ 10,000	
Medicaid Direct and MAC Reimbursements	\$ 35,000	
Other (please describe)	\$ -	
Other (please describe)	\$ -	
Total Revenue	\$ 2,284,994	
EXPENDITURES		
Personnel Expenses		
Wages, Benefits and Payroll Taxes	\$ 1,338,875	
Substitute Teachers	\$ 22,296	
Professional Development	\$ 5,000	
Bonuses	\$ -	
Other (CPR Training)	\$ 1,500	
Other (please describe)		
Other (please describe)		
Other (please describe)		
Other (please describe)		
Total Personnel Expenses	\$ 1,367,671	
Instructional Supplies and Resources		
Textbooks	\$ 12,000	
Library, periodicals, etc	\$ 3,000	
Technology Support Kinetic IT	\$ 2,500	
Assessment materials		
Computers	\$ 47,000	
Software	\$ 3,000	
Other classroom supplies	\$ 10,000	
Field trips, other unclassified items	\$ 2,500	
Co-curricular & Athletics	\$ 17,080	
Other (please describe)		
Other (please describe)		
Other (please describe)		
Other (please describe)		
Other (please describe)		
Total Instructional Supplies and Resources	\$ 97,080	
Support Supplies and Resources		
Administrative Computers	\$ 1,000	
Administrative Software		
Administration Dues, fees, misc expenses	\$ 500	
Office supplies	\$ 1,200	
Other (please describe)		

Other (please describe)		
Other (please describe)		
Other (please describe)		
Other (please describe)		
Total Support Supplies and Resources	\$ 2,700	
Board Expenses		
Charter Board Services, including Board Training, retreats	\$ 4,000	
Charter Board Supplies & Equipment	\$ 300	
Charter Board Dues, fees, etc	\$ 600	
Other (please describe)		
Other (please describe)		
Other (please describe)		
Other (please describe)		
Other (please describe)		
Total Board Expenses	\$ 4,900	
Professional Purchased or Contracted Services		
Legal Services	\$ 5,000	
Audit Services (compliant with SBOA requirements)	\$ 1,500	
Payroll Services	\$ 2,890	
Accounting Services	\$ 23,700	
Advertising	\$ 2,685	
Consultants	\$ 20,000	
Internet Services (Kinetic IT)	\$ 48,686	
Telephone/Telecommunication Services	\$ 9,140	
Total Insurance Costs (per ICSB requirements detailed in charter school application)	\$ 14,832	
Travel	\$ 3,500	
Postage	\$ 335	
Special Education Services	\$ 33,360	
Student Information Services	\$ 1,862	
Food service	\$ 139,301	
Transportation		
Nursing Services	\$ 245	
Other (Security System)	\$ 3,622	
Other (Office Supplies)	\$ 6,088	
Other (Printing/Copier Lease)	\$ 13,870	
Other Miscellaneous	\$ 407	
Total Professional Purchased or Contracted Services	\$ 331,022	
Facilities		
Rent, mortgage, or other facility cost	\$ -	
Depreciation	\$ 181,500	
Gas/electric	\$ 43,938	
Water/ Sewer	\$ 2,649	
Grounds Keeping	\$ 3,555	
Maintenance Services	\$ 16,822	
Custodial	\$ 11,944	
Waste disposal	\$ 4,416	
Pest Control	\$ 512	
Debt Service for Facilities (Interest Only)	\$ 99,820	
Other (please describe)	\$ -	
Other (please describe)	\$ -	
Other (please describe)	\$ -	
Total Facilities	\$ 365,156	
Other		
Contingency	\$ 20,000	
ICSB Administrative Fee 3%	\$ 36,466	
CMO/EMO Fee	\$ -	
Charter and Innovation Network School Advance Program		
Interest Costs	\$ -	
Escrow account for dissillusionment / closure	\$ 10,000	
Other (please describe)		
Other (please describe)		
Total Other	\$ 66,466	
Total Expenditures	\$ 2,234,996	
Carryover/Deficit	\$ 49,998	

Expected New School Annual Operating Budget -- YEAR 2 -- Fiscal Year July 1-June 30		
REVENUE	Amount	Notes
State Revenue		
Basic Grant	\$ 1,360,535	
State Matching Funds for School Lunch Program	\$ -	
Professional Development	\$ -	
Technology Grants	\$ 47,000	
Remediation Program	\$ -	
Gifted and Talented Program	\$ 19,207	
Textbook Reimbursement	\$ 24,000	
Summer School	\$ -	
Charter and Innovation Network School Grant Program	\$ 107,500	
Charter and Innovation Network School Advance Program	\$ -	
Other State Revenue (Complexity Grant)	\$ 439,407	
Other State Revenue (Special Education Grant)	\$ 89,050	
Federal Revenue	\$ -	
Public Charter School Program (PCSP) Grant	\$ -	
Public Law 101-476 (IDEA)	\$ 57,257	
Title I	\$ 146,524	
Title II	\$ 15,666	
Federal Lunch Program	\$ 81,781	
Federal Breakfast Reimbursement	\$ 44,036	
Other Revenue Federal sources (please describe)	\$ 1,612	
Other Revenue Federal sources (please describe)	\$ -	
Other Revenues	\$ -	
Committed Philanthropic Donations	\$ -	
Before and After Care Fees	\$ -	
Interest Income	\$ -	
Other (please describe)	\$ 10,000	
Other (please describe)	\$ 35,000	
Other (please describe)	\$ -	
Other (please describe)	\$ -	
Total Revenue	\$ 2,478,575	
EXPENDITURES		
Personnel Expenses		
Wages, Benefits and Payroll Taxes	\$ 1,363,318	
Substitute Teachers	\$ 22,296	
Professional Development	\$ 5,000	
Bonuses	\$ -	
Other (please describe)	\$ 1,500	
Other (please describe)	\$ -	
Other (please describe)	\$ -	
Other (please describe)	\$ -	
Other (please describe)	\$ -	
Total Personnel Expenses	\$ 1,392,114	
Instructional Supplies and Resources		
Textbooks	\$ 12,000	
Library, periodicals, etc	\$ 3,000	
Technology	\$ 2,500	
Assessment materials	\$ -	
Computers	\$ 47,000	
Software	\$ 3,000	
Other classroom supplies	\$ 10,000	
Field trips, other unclassified items	\$ 2,500	
Co-curricular & Athletics	\$ 17,080	
Other (please describe)	\$ -	
Other (please describe)	\$ -	
Other (please describe)	\$ -	
Other (please describe)	\$ -	
Other (please describe)	\$ -	
Total Instructional Supplies and Resources	\$ 97,080	
Support Supplies and Resources		
Administrative Computers	\$ 1,000	
Administrative Software	\$ -	
Administration Dues, fees, misc expenses	\$ 500	
Office supplies	\$ 1,200	
Other (please describe)	\$ -	
Other (please describe)	\$ -	

Other (please describe)	\$	-	
Other (please describe)	\$	-	
Other (please describe)	\$	-	
Total Support Supplies and Resources	\$	2,700	
Board Expenses			
Charter Board Services, including Board Training, retreats	\$	4,000	
Charter Board Supplies & Equipment	\$	300	
Charter Board Dues, fees, etc	\$	600	
Other (please describe)	\$	-	
Other (please describe)	\$	-	
Other (please describe)	\$	-	
Other (please describe)	\$	-	
Other (please describe)	\$	-	
Total Board Expenses	\$	4,900	
Professional Purchased or Contracted Services			
Legal Services	\$	5,000	
Audit Services (compliant with SBOA requirements)	\$	1,500	
Payroll Services	\$	2,890	
Accounting Services	\$	23,700	
Advertising	\$	2,685	
Consultants	\$	20,000	
Internet Services	\$	48,686	
Telephone/Telecommunication Services	\$	9,140	
Total Insurance Costs (per ICSB requirements detailed in charter school application)	\$	14,832	
Travel	\$	3,500	
Postage	\$	335	
Special Education Services	\$	33,360	
Student Information Services	\$	1,862	
Food service	\$	139,301	
Transportation	\$	-	
Nursing Services	\$	245	
Other (Security System)	\$	3,622	
Other (Office Supplies)	\$	6,088	
Other (Printing/Copier Lease)	\$	13,870	
Other Miscellaneous	\$	407	
Total Professional Purchased or Contracted Services	\$	331,022	
Facilities			
Rent, mortgage, or other facility cost	\$	-	
Furniture & Equipment	\$	175,000	
Gas/electric	\$	43,938	
Water/ Sewer	\$	2,649	
Grounds Keeping	\$	3,555	
Maintenance Services	\$	16,822	
Custodial	\$	11,944	
Waste disposal	\$	4,416	
Debt Service for Facilities (Interest Only)	\$	512	
Other (please describe)	\$	99,820	
Other (please describe)	\$	-	
Other (please describe)	\$	-	
Other (please describe)	\$	-	
Total Facilities	\$	358,656	
Other			
Contingency	\$	80,000	
Indiana Charter School Board Administrative Fee	\$	36,466	Assume 3% of Basic Grant (Row 6).
			Be certain to reflect the full amount of any fee, including the management fee and any pass-through fees. If pass-through fees are reflected elsewhere in the budget, please clearly indicate this in the Budget Narrative.
CMO/EMO Fee	\$	-	
Charter and Innovation Network School Advance Program Interest Costs	\$	-	
			Schools are required to maintain an account in reserve to cover expenses for school closing. \$10,000 should be placed in reserve starting in year 2 with a balance of \$30,000 by year 4.
Escrow account for dissillusionment / closure	\$	10,000	
Debt Pay-Down	\$	50,000	
Capital Projects (LED Lighting Interior and Exterior)	\$	50,000	
Total Other	\$	226,466	

Total Expenditures	\$	2,412,938
---------------------------	----	-----------

Carryover/Deficit	\$	65,636
--------------------------	----	--------

Expected New School Annual Operating Budget -- YEAR 3 -- Fiscal Year July 1-June 30		
REVENUE	Amount	Notes
State Revenue		
Basic Grant	\$ 1,410,129	
State Matching Funds for School Lunch Program	\$ -	
Professional Development	\$ -	
Technology Grants	\$ 47,000	
Remediation Program	\$ -	
Gifted and Talented Program	\$ 19,207	
Textbook Reimbursement	\$ 24,000	
Summer School	\$ -	
Charter and Innovation Network School Grant Program	\$ 107,500	Under the FY16/17 appropriation, all charters in their first two years are automatically awarded \$500 / student for capital and transportation costs. Please review IC 20-24-13 for criteria for schools in subsequent years.
Charter and Innovation Network School Advance Program	\$ -	Note: Please review IC 20-49-9 for information.
Other State Revenue (Complexity Grant)	\$ 455,424	
Other State Revenue (Special Education Grant)	\$ 90,831	
Federal Revenue		
Public Charter School Program (PCSP) Grant	\$ -	
Public Law 101-476 (IDEA)	\$ 57,257	
Title I	\$ 146,524	
Title II	\$ 15,666	
Federal Lunch Program	\$ 81,781	
Federal Breakfast Reimbursement	\$ 44,036	
Other Revenue Federal sources (please describe)	\$ 1,612	
Other Revenue Federal sources (please describe)	\$ -	
Other Revenues		
Committed Philanthropic Donations	\$ -	
Before and After Care Fees	\$ -	
Interest Income	\$ -	
Other (please describe)	\$ 10,000	
Other (please describe)	\$ 35,000	
Other (please describe)	\$ -	
Other (please describe)	\$ -	
Total Revenue	\$ 2,545,966	
EXPENDITURES		
Personnel Expenses		
Wages, Benefits and Payroll Taxes	\$ 1,390,584	Use staffing workbook
Substitute Teachers	\$ 22,296	
Professional Development	\$ 5,000	
Bonuses	\$ -	
Other (please describe)	\$ 1,500	
Other (please describe)	\$ -	
Other (please describe)	\$ -	
Other (please describe)	\$ -	
Other (please describe)	\$ -	
Total Personnel Expenses	\$ 1,419,380	
Instructional Supplies and Resources		

Textbooks	\$	12,000
Library, periodicals, etc	\$	3,000
Technology	\$	2,500
Assessment materials	\$	-
Computers	\$	47,000
Software	\$	3,000
Other classroom supplies	\$	10,000
Field trips, other unclassified items	\$	2,500
Co-curricular & Athletics	\$	17,080
Other (please describe)	\$	-
Other (please describe)	\$	-
Other (please describe)	\$	-
Other (please describe)	\$	-
Other (please describe)	\$	-
Total Instructional Supplies and Resources	\$	97,080
Support Supplies and Resources		
Administrative Computers	\$	1,000
Administrative Software	\$	-
Administration Dues, fees, misc expenses	\$	500
Office supplies	\$	1,200
Other (please describe)	\$	-
Other (please describe)	\$	-
Other (please describe)	\$	-
Other (please describe)	\$	-
Other (please describe)	\$	-
Total Support Supplies and Resources	\$	2,700
Board Expenses		
Charter Board Services, including Board Training, retreats	\$	4,000
Charter Board Supplies & Equipment	\$	300
Charter Board Dues, fees, etc	\$	600
Other (please describe)	\$	-
Other (please describe)	\$	-
Other (please describe)	\$	-
Other (please describe)	\$	-
Other (please describe)	\$	-
Total Board Expenses	\$	4,900
Professional Purchased or Contracted Services		
Legal Services	\$	5,000
Audit Services (compliant with SBOA requirements)	\$	1,500
Payroll Services	\$	2,890
Accounting Services	\$	23,700
Advertising	\$	2,685
Consultants	\$	20,000
Internet Services	\$	48,686
Telephone/Telecommunication Services	\$	9,140
Total Insurance Costs (per ICSB requirements detailed in charter school application)	\$	14,832
Travel	\$	3,500
Postage	\$	335
Special Education Services	\$	33,360
Student Information Services	\$	1,862
Food service	\$	139,301
Transportation	\$	-
Nursing Services	\$	245

Other (Security System)	\$	3,622	
Other (Office Supplies)	\$	6,088	
Other (Printing/Copier Lease)	\$	13,870	
Other Miscellaneous	\$	407	
Total Professional Purchased or Contracted Services	\$	331,022	
Facilities			
Rent, mortgage, or other facility cost	\$	-	
Furniture & Equipment	\$	174,000	
Gas/electric	\$	43,938	
Water/ Sewer	\$	2,649	
Grounds Keeping	\$	3,555	
Maintenance Services	\$	16,822	
Custodial	\$	11,944	
Waste disposal	\$	4,416	
Debt Service for Facilities (Interest Only)	\$	512	
Other (please describe)	\$	99,820	
Other (please describe)	\$	-	
Other (please describe)	\$	-	
Other (please describe)	\$	-	
Total Facilities	\$	357,656	
Other			
Contingency	\$	80,000	
Indiana Charter School Board Administrative Fee	\$	36,466	Assume 3% of Basic Grant (Row 6).
CMO/EMO Fee	\$	-	Be certain to reflect the full amount of any fee, including the management fee and any pass-through fees. If pass-through fees are reflected elsewhere in the budget, please clearly indicate this in the Budget Narrative.
Charter and Innovation Network School Advance Program Interest Costs	\$	-	
Escrow account for dissillusionment / closure	\$	10,000	Schools are required to maintain an account in reserve to cover expenses for school closing. \$10,000 should be placed in reserve starting in year 2 with a balance of \$30,000 by year 4.
Debt Pay-Down	\$	75,000	
Facilities (Restroom Rennovations)	\$	50,000	
Total Other	\$	251,466	
Total Expenditures	\$	2,464,205	
Carryover/Deficit	\$	81,762	

Expected New School Annual Operating Budget -- YEAR 4 -- Fiscal Year July 1-June 30		
REVENUE	Amount	Notes
State Revenue		
Basic Grant	\$ 1,438,332	
State Matching Funds for School Lunch Program	\$ -	
Professional Development	\$ -	
Technology Grants	\$ 47,000	
Remediation Program	\$ -	
Gifted and Talented Program	\$ 19,207	
Textbook Reimbursement	\$ 24,000	
Summer School	\$ -	
Charter and Innovation Network School Grant Program	\$ 107,500	Under the FY16/17 appropriation, all charters in their first two years are automatically awarded \$500 / student for capital and transportation costs. Please review IC 20-24-13 for criteria for schools in subsequent years.
Charter and Innovation Network School Advance Program	\$ -	Note: Please review IC 20-49-9 for information.
Other State Revenue (Complexity Grant)	\$ 464,532	
Other State Revenue (Special Education Grant)	\$ 92,648	
Federal Revenue		
Public Charter School Program (PCSP) Grant	\$ -	
Public Law 101-476 (IDEA)	\$ 57,257	
Title I	\$ 146,524	
Title II	\$ 15,666	
Federal Lunch Program	\$ 81,781	
Federal Breakfast Reimbursement	\$ 44,036	
Other Revenue Federal sources (please describe)	\$ 1,612	
Other Revenue Federal sources (please describe)	\$ -	
Other Revenues		
Committed Philanthropic Donations	\$ -	
Before and After Care Fees	\$ -	
Interest Income	\$ -	
Other (please describe)	\$ 10,000	
Other (please describe)	\$ 35,000	
Other (please describe)	\$ -	
Other (please describe)	\$ -	
Total Revenue	\$ 2,585,094	
EXPENDITURES		
Personnel Expenses		
Wages, Benefits and Payroll Taxes	\$ 1,418,396	Use staffing workbook
Substitute Teachers	\$ 22,296	
Professional Development	\$ 5,000	
Bonuses	\$ -	
Other (please describe)	\$ 1,500	
Other (please describe)	\$ -	
Other (please describe)	\$ -	
Other (please describe)	\$ -	
Other (please describe)	\$ -	
Total Personnel Expenses	\$ 1,447,192	
Instructional Supplies and Resources		
Textbooks	\$ 12,000	
Library, periodicals, etc	\$ 3,000	
Technology	\$ 2,500	
Assessment materials	\$ -	
Computers	\$ 47,000	
Software	\$ 3,000	
Other classroom supplies	\$ 10,000	
Field trips, other unclassified items	\$ 2,500	
Co-curricular & Athletics	\$ 17,080	
Other (please describe)	\$ -	
Other (please describe)	\$ -	
Other (please describe)	\$ -	
Other (please describe)	\$ -	
Other (please describe)	\$ -	
Total Instructional Supplies and Resources	\$ 97,080	
Support Supplies and Resources		
Administrative Computers	\$ 1,000	

Administrative Software	\$ -	
Administration Dues, fees, misc expenses	\$ 500	
Office supplies	\$ 1,200	
Other (please describe)	\$ -	
Other (please describe)	\$ -	
Other (please describe)	\$ -	
Other (please describe)	\$ -	
Other (please describe)	\$ -	
Total Support Supplies and Resources	\$ 2,700	
Board Expenses		
Charter Board Services, including Board Training, retreats	\$ 4,000	
Charter Board Supplies & Equipment	\$ 300	
Charter Board Dues, fees, etc	\$ 600	
Other (please describe)	\$ -	
Other (please describe)	\$ -	
Other (please describe)	\$ -	
Other (please describe)	\$ -	
Other (please describe)	\$ -	
Total Board Expenses	\$ 4,900	
Professional Purchased or Contracted Services		
Legal Services	\$ 5,000	
Audit Services (compliant with SBOA requirements)	\$ 1,500	
Payroll Services	\$ 2,890	
Accounting Services	\$ 23,700	
Advertising	\$ 2,685	
Consultants	\$ 20,000	
Internet Services	\$ 48,686	
Telephone/Telecommunication Services	\$ 9,140	
Total Insurance Costs (per ICSB requirements detailed in charter school application)	\$ 14,832	
Travel	\$ 3,500	
Postage	\$ 335	
Special Education Services	\$ 33,360	
Student Information Services	\$ 1,862	
Food service	\$ 139,301	
Transportation	\$ -	
Nursing Services	\$ 245	
Other (Security System)	\$ 3,622	
Other (Office Supplies)	\$ 6,088	
Other (Printing/Copier Lease)	\$ 13,870	
Other Miscellaneous	\$ 407	
Total Professional Purchased or Contracted Services	\$ 331,022	
Facilities		
Rent, mortgage, or other facility cost	\$ -	
Furniture & Equipment	\$ 167,500	
Gas/electric	\$ 43,938	
Water/ Sewer	\$ 2,649	
Grounds Keeping	\$ 3,555	
Maintenance Services	\$ 16,822	
Custodial	\$ 11,944	
Waste disposal	\$ 4,416	
Debt Service for Facilities (Interest Only)	\$ 512	
Other (please describe)	\$ 99,820	
Other (please describe)	\$ -	
Other (please describe)	\$ -	
Other (please describe)	\$ -	
Total Facilities	\$ 351,156	
Other		
Contingency	\$ 80,000	
Indiana Charter School Board Administrative Fee	\$ 36,466	Assume 3% of Basic Grant (Row 6).
		Be certain to reflect the full amount of any fee, including the management fee and any pass-through fees. If pass-through fees are reflected elsewhere in the budget, please clearly indicate this in the Budget Narrative.
CMO/EMO Fee	\$ -	
Charter and Innovation Network School Advance Program		
Interest Costs	\$ -	

		Schools are required to maintain an account in reserve to cover expenses for school closing. \$10,000 should be placed in reserve starting in year 2 with a balance of \$30,000 by year 4.
Escrow account for dissillusionment / closure	\$ 10,000	
Debt Pay-Down	\$ 75,000	
Facilites (Roof Rplacement)	\$ 50,000	
Total Other	\$ 251,466	
Total Expenditures	\$ 2,485,516	
Carryover/Deficit	\$ 99,578	

Expected New School Annual Operating Budget -- YEAR 5 -- Fiscal Year July 1-June 30		
REVENUE	Amount	Notes
State Revenue		
Basic Grant	\$ 1,467,098	
State Matching Funds for School Lunch Program	\$ -	
Professional Development	\$ -	
Technology Grants	\$ 47,000	
Remediation Program	\$ -	
Gifted and Talented Program	\$ 19,207	
Textbook Reimbursement	\$ 24,000	
Summer School	\$ -	
Charter and Innovation Network School Grant Program	\$ 107,500	Under the FY16/17 appropriation, all charters in their first two years are automatically awarded \$500 / student for capital and transportation costs. Please review IC 20-24-13 for criteria for schools in subsequent years.
Charter and Innovation Network School Advance Program	\$ -	Note: Please review IC 20-49-9 for information.
Other State Revenue (Complexity Grant)	\$ 473,823	
Other State Revenue (Special Education Grant)	\$ 94,501	
Federal Revenue		
Public Charter School Program (PCSP) Grant	\$ -	
Public Law 101-476 (IDEA)	\$ 57,257	
Title I	\$ 146,524	
Title II	\$ 15,666	
Federal Lunch Program	\$ 81,781	
Federal Breakfast Reimbursement	\$ 44,036	
Other Revenue Federal sources (please describe)	\$ 1,612	
Other Revenue Federal sources (please describe)	\$ -	
Other Revenues		
Committed Philanthropic Donations	\$ -	
Before and After Care Fees	\$ -	
Interest Income	\$ -	
Other (please describe)	\$ 10,000	
Other (please describe)	\$ 35,000	
Other (please describe)	\$ -	
Other (please describe)	\$ -	
Total Revenue	\$ 2,625,004	
EXPENDITURES		
Personnel Expenses		
Wages, Benefits and Payroll Taxes	\$ 1,433,910	Use staffing workbook
Substitute Teachers	\$ 22,296	
Professional Development	\$ 5,000	
Bonuses	\$ -	
Other (please describe)	\$ 1,500	
Other (please describe)	\$ -	
Other (please describe)	\$ -	
Other (please describe)	\$ -	
Other (please describe)	\$ -	
Total Personnel Expenses	\$ 1,462,706	
Instructional Supplies and Resources		
Textbooks	\$ 12,000	
Library, periodicals, etc	\$ 3,000	
Technology	\$ 2,500	
Assessment materials	\$ -	
Computers	\$ 47,000	
Software	\$ 3,000	
Other classroom supplies	\$ 10,000	
Field trips, other unclassified items	\$ 2,500	
Co-curricular & Athletics	\$ 17,080	
Other (please describe)	\$ -	
Other (please describe)	\$ -	
Other (please describe)	\$ -	
Other (please describe)	\$ -	
Other (please describe)	\$ -	
Total Instructional Supplies and Resources	\$ 97,080	
Support Supplies and Resources		
Administrative Computers	\$ 1,000	

Administrative Software	\$ -	
Administration Dues, fees, misc expenses	\$ 500	
Office supplies	\$ 1,200	
Other (please describe)	\$ -	
Other (please describe)	\$ -	
Other (please describe)	\$ -	
Other (please describe)	\$ -	
Other (please describe)	\$ -	
Total Support Supplies and Resources	\$ 2,700	
Board Expenses		
Charter Board Services, including Board Training, retreats	\$ 4,000	
Charter Board Supplies & Equipment	\$ 300	
Charter Board Dues, fees, etc	\$ 600	
Other (please describe)	\$ -	
Other (please describe)	\$ -	
Other (please describe)	\$ -	
Other (please describe)	\$ -	
Other (please describe)	\$ -	
Total Board Expenses	\$ 4,900	
Professional Purchased or Contracted Services		
Legal Services	\$ 5,000	
Audit Services (compliant with SBOA requirements)	\$ 1,500	
Payroll Services	\$ 2,890	
Accounting Services	\$ 23,700	
Advertising	\$ 2,685	
Consultants	\$ 20,000	
Internet Services	\$ 48,686	
Telephone/Telecommunication Services	\$ 9,140	
Total Insurance Costs (per ICSB requirements detailed in charter school application)	\$ 14,832	
Travel	\$ 3,500	
Postage	\$ 335	
Special Education Services	\$ 33,360	
Student Information Services	\$ 1,862	
Food service	\$ 139,301	
Transportation	\$ -	
Nursing Services	\$ 245	
Other (Security System)	\$ 3,622	
Other (Office Supplies)	\$ 6,088	
Other (Printing/Copier Lease)	\$ 13,870	
Other Miscellaneous	\$ 407	
Total Professional Purchased or Contracted Services	\$ 331,022	
Facilities		
Rent, mortgage, or other facility cost	\$ -	
Furniture & Equipment	\$ 163,000	
Gas/electric	\$ 43,938	
Water/ Sewer	\$ 2,649	
Grounds Keeping	\$ 3,555	
Maintenance Services	\$ 16,822	
Custodial	\$ 11,944	
Waste disposal	\$ 4,416	
Debt Service for Facilities (Interest Only)	\$ 512	
Other (please describe)	\$ 99,820	
Other (please describe)	\$ -	
Other (please describe)	\$ -	
Other (please describe)	\$ -	
Total Facilities	\$ 346,656	
Other		
Contingency	\$ 80,000	
Indiana Charter School Board Administrative Fee	\$ 36,466	Assume 3% of Basic Grant (Row 6).
		Be certain to reflect the full amount of any fee, including the management fee and any pass-through fees. If pass-through fees are reflected elsewhere in the budget, please clearly indicate this in the Budget Narrative.
CMO/EMO Fee	\$ -	
Charter and Innovation Network School Advance Program		
Interest Costs	\$ -	

		Schools are required to maintain an account in reserve to cover expenses for school closing. \$10,000 should be placed in reserve starting in year 2 with a balance of \$30,000 by year 4.
Escrow account for dissillusionment / closure	\$ 10,000	
Debt Pay-Down	\$ 75,000	
Facilites (Cartpet Replacment)	\$ 50,000	
Total Other	\$ 251,466	
Total Expenditures	\$ 2,496,531	
Carryover/Deficit	\$ 128,473	

**SUPPLEMENTAL AUDIT REPORT
OF
INDIANA SCHOOLS OF EXCELLENCE, INC.**

ST. JOSEPH COUNTY, INDIANA

July 1, 2015 to June 30, 2016



TABLE OF CONTENTS

	Page
School Officials	1
Transmittal Letter	2
Audit Results and Comments:	
Vendor Disbursements.....	3
Exit Conference	4
Official Response	5

INDIANA SCHOOLS OF EXCELLENCE, INC.
ST. JOSEPH COUNTY, INDIANA
School Officials
July 1, 2015 to June 30, 2016

<u>Office</u>	<u>Official</u>	<u>Term</u>
President of Board of Directors	Albert Smith	07/01/15 – 06/30/16
School Leader	Tania Grimes	07/01/15 – 06/30/16
Business Manager	Bob Edmondson	07/01/15 – 06/30/16



The Board of Directors
Indiana Schools of Excellence, Inc.

We have audited the financial statements of Indiana Schools of Excellence, Inc. (the "School") as of and for the year ended June 30, 2016, and have issued our report thereon dated December 13, 2016. As part of our audit, we tested the School's compliance with provisions of the *Accounting and Uniform Compliance Guidelines Manual for Indiana Charter Schools* issued by the Indiana State Board of Accounts and related provisions of laws, regulations, contracts and grant agreements. Reported in the Audit Results and Comments are matters where we believe the School was not in compliance with those provisions.

DONOVAN

A handwritten signature in dark ink that reads 'DONOVAN' in a cursive, slightly stylized font.

Indianapolis, Indiana
December 13, 2016

www.cpadonovan.com

Avon Office | 5151 E. U.S. HWY 36 Avon, IN 46123 | 317.745.6411

Indianapolis Office | 9245 North Meridian Street, Ste. 302 Indianapolis, IN 46260 | 317.844.8300

INDIANA SCHOOLS OF EXCELLENCE, INC.

ST. JOSEPH COUNTY, INDIANA

Audit Results and Comments

July 1, 2015 to June 30, 2016

VENDOR DISBURSEMENTS

The School pays all bills based on statements or invoices received from the vendors. However, the School did not use the Accounts Payable Voucher (Form 523) during the audit period, as such a full account coding was not evident on every invoice selected for testing.

The Accounts Payable Voucher (Form 523) is designed to replace Claim Form 505. The form must be used in accordance with the following conditions: Charter schools may not draw a warrant or check for payment of a claim unless: (1) there is a fully itemized invoice or bill for the claim; (2) the invoice or bill is approved by the officer or person receiving the goods and services; (3) the invoice or bill is filed with the fiscal officer; (4) the fiscal officer audits and certifies before payment that the invoice or bill is true and correct; and (5) payment of the claim is allowed by the board having jurisdiction over the allowance of the payment of the claim. (Accounting and Uniform Compliance Guidelines Manual for Indiana Charter Schools, Part 2)

INDIANA SCHOOLS OF EXCELLENCE, INC.
ST. JOSEPH COUNTY, INDIANA
Exit Conference
July 1, 2015 to June 30, 2016

The contents of this report were discussed on December 13, 2016 with Samantha Smith (School Leader), Bob Edmondson (Business Manager), and Jim Shafer (Accountant). The Official Response has been made a part of this report and may be found on page 5.



Robert L. Edmondson
Business Manager

XAVIER SCHOOL OF EXCELLENCE

3423 S. Michigan Street
South Bend, IN 46614-1719

bedmondson@xaviersoe.org
www.xaviersoe.org

Direct Line (574) 231-6612
School Office (574) 231-6600
FAX (574) 231-6640

December 13, 2016

SUPPLEMENTAL AUDIT REPORT

OFFICIAL RESPONSE AND PLANNED CORRECTIVE ACTION

VENDOR DISBURSEMENTS

Although a separate Form 523 has not been used, the 5 required approvals and certifications are recorded on each Invoice although not in a formalized manner. Going forward, we will use either a separate Form 523 or a stamp that will be placed on each invoice or document presented for payment that will organize the information keeping it consistent and in one location.

Respectfully,

XAVIER SCHOOL OF EXCELLENCE

Robert L. Edmondson
Business Manager

INDIANA SCHOOLS OF EXCELLENCE, INC.

Financial Statements

June 30, 2015 and 2014



INDIANA SCHOOLS OF EXCELLENCE, INC.

Table of Contents

	<u>Page</u>
Independent Auditor's Report	1-2
Financial Statements:	
Statements of Financial Position	3
Statements of Activities	4
Statements of Cash Flows	5
Notes to Financial Statements	6-13
Other Reports	14



INDEPENDENT AUDITOR'S REPORT

The Board of Directors
Indiana Schools of Excellence, Inc.

Report on the Financial Statements

We have audited the accompanying financial statements of **Indiana Schools of Excellence, Inc.**, which comprise the statements of financial position as of June 30, 2015 and 2014, and the related statements of activities and cash flows for the years then ended, and the related notes to the financial statements.

Management's Responsibility for the Financial Statements

Management is responsible for the preparation and fair presentation of these financial statements in accordance with accounting principles generally accepted in the United States of America; this includes the design, implementation, and maintenance of internal control relevant to the preparation and fair presentation of financial statements that are free from material misstatement, whether due to fraud or error.

Auditor's Responsibility

Our responsibility is to express an opinion on these financial statements based on our audits. We conducted our audits in accordance with auditing standards generally accepted in the United States of America. Those standards require that we plan and perform the audits to obtain reasonable assurance about whether the financial statements are free from material misstatement.

An audit involves performing procedures to obtain audit evidence about the amounts and disclosures in the financial statements. The procedures selected depend on the auditor's judgment, including the assessment of the risks of material misstatement of the financial statements, whether due to fraud or error. In making those risk assessments, the auditor considers internal control relevant to the entity's preparation and fair presentation of the financial statements in order to design audit procedures that are appropriate in the circumstances, but not for the purpose of expressing an opinion on the effectiveness of the entity's internal control. Accordingly, we express no such opinion. An audit also includes evaluating the appropriateness of accounting policies used and the reasonableness of significant accounting estimates made by management, as well as evaluating the overall presentation of the financial statements.

We believe that the audit evidence we have obtained is sufficient and appropriate to provide a basis for our audit opinion.

Opinion

In our opinion, the financial statements referred to above present fairly, in all material respects, the financial position of **Indiana Schools of Excellence, Inc.** as of June 30, 2015 and 2014, and the changes in its net assets and its cash flows for the years then ended in accordance with accounting principles generally accepted in the United States of America.

Emphasis of Matter Regarding Going Concern

The accompanying financial statements have been prepared assuming the School will continue as a going concern. As discussed in Note 6 to the financial statements, the School has incurred losses from operations and has a deficiency in net assets as of June 30, 2015, which raises substantial doubt about its ability to continue as a going concern. Management's intentions with respect to this matter are also described in Note 6. The accompanying financial statements do not include any adjustments that might result from the outcome of this uncertainty. Our opinion is not modified with respect to this matter.

A handwritten signature in dark ink that reads "DONOVAN". The letters are cursive and slightly slanted to the right.

Indianapolis, IN
February 24, 2016

INDIANA SCHOOLS OF EXCELLENCE, INC.

Statements of Financial Position

<u>Assets</u>	June 30	
	2015	2014
Current assets:		
Cash	\$ 138,959	368,451
Receivables:		
Grants	69,222	29,469
Other	34,927	34,927
Prepaid expenses	6,854	24,894
Total current assets	249,962	457,741
Property and equipment:		
Land	150,000	150,000
Building and improvements	2,476,851	2,474,601
Equipment	688,643	666,012
Furniture and fixtures	115,744	115,744
Less: accumulated depreciation	(1,309,484)	(1,040,259)
Property and equipment, net	2,121,754	2,366,098
	\$ 2,371,717	2,823,839
<u>Liabilities and Net Assets (Deficiency)</u>		
Current liabilities:		
Accounts payable and accrued expenses	\$ 378,508	388,208
Current portion of long-term debt	107,084	129,431
Total current liabilities	485,592	517,639
Long-term debt	1,948,177	2,055,335
Total liabilities	2,433,769	2,572,974
Unrestricted net assets (deficiency)	(62,052)	250,865
	\$ 2,371,717	2,823,839

See accompanying notes to financial statements.

INDIANA SCHOOLS OF EXCELLENCE, INC.

Statements of Activities

	<u>Year Ended June 30</u>	
	<u>2015</u>	<u>2014</u>
<u>Revenue and Support</u>		
State education support	\$ 1,989,852	1,977,399
Grant revenue	488,961	595,432
Student fees	16,437	35,156
Other	13,206	1,413
Total revenue and support	<u>2,508,456</u>	<u>2,609,400</u>
<u>Expenses</u>		
Program services	2,241,645	2,235,649
Management and general	579,728	603,642
Total expenses	<u>2,821,373</u>	<u>2,839,291</u>
Change in net assets	(312,917)	(229,891)
Net assets, beginning of year	<u>250,865</u>	<u>480,756</u>
Net assets (deficiency), end of year	<u><u>\$ (62,052)</u></u>	<u><u>250,865</u></u>

See accompanying notes to financial statements.

INDIANA SCHOOLS OF EXCELLENCE, INC.

Statements of Cash Flows

	Year Ended June 30	
	2015	2014
<u>Operating Activities</u>		
Change in net assets	\$ (312,917)	(229,891)
Adjustments to reconcile change in net assets to cash flows from operating activities:		
Depreciation	269,225	292,595
Change in:		
Accounts receivable	(39,753)	473,990
Prepaid expenses	18,040	(20,637)
Accounts payable and accrued expenses	(9,700)	(43,954)
Net cash provided (used) by operating activities	<u>(75,105)</u>	<u>472,103</u>
 <u>Investing Activities</u>		
Acquisition of property and equipment	(24,881)	(85,700)
Net cash used by investing activities	<u>(24,881)</u>	<u>(85,700)</u>
 <u>Financing Activities</u>		
Principal reduction of capital lease obligation	-	(5,213)
Principal repayments of long-term indebtedness	(129,506)	(168,548)
Net cash used by financing activities	<u>(129,506)</u>	<u>(173,761)</u>
 Net increase (decrease) in cash	(229,492)	212,642
 Cash, beginning of year	<u>368,451</u>	<u>155,809</u>
 Cash, end of year	<u>\$ 138,959</u>	<u>368,451</u>
 Supplemental disclosures:		
Cash paid for interest expense	\$ 126,655	118,363

See accompanying notes to financial statements.

INDIANA SCHOOLS OF EXCELLENCE, INC.

Notes to Financial Statements

June 30, 2015 and 2014

(1) Summary of Significant Accounting Policies

General

Indiana Schools of Excellence, Inc. (the "School") is a public benefit not-for-profit organization incorporated under the laws of the State of Indiana. The School operates a public charter school established under Indiana Code 20-24 and is sponsored by Ball State University. The School has entered into a service agreement with American Quality Schools Corporation, an organization incorporated in the State of Illinois, to provide curriculum, managerial, administrative, and financial services to the School.

Accounting Estimates

The preparation of financial statements in conformity with accounting principles generally accepted in the United States of America requires management to make estimates and assumptions that affect certain reported amounts and disclosures. Actual results could differ from those estimates.

Accounts Receivable

Accounts receivable relate primarily to activities funded under federal grants and legislation enacted by the State of Indiana. The School believes that it is operating in compliance with regulatory requirements and as such no allowance for doubtful accounts is deemed necessary.

Revenue Recognition

Revenues primarily come from resources provided under the Indiana Charter Schools Act. Under the Act, the School receives an amount per student in relation to the funding received by other public schools in the same geographic area. Funding from the State of Indiana is based on enrollment, and is paid in monthly installments in July through June coinciding with the academic school year. Revenue is recognized in the year in which educational services are rendered.

A portion of the School's revenue is the product of cost reimbursement grants. Accordingly, the School recognizes revenue under these grants in the amount of costs and expenses at the time they are incurred.

INDIANA SCHOOLS OF EXCELLENCE, INC.

Notes to Financial Statements

(1) Summary of Significant Accounting Policies, Continued

Property and Equipment

Purchases of these assets and expenditures that materially increase value or extend useful lives are capitalized and are included in the accounts at cost. Routine maintenance and repairs, minor replacement costs, and equipment purchases with a unit cost of less than \$1,000 are charged to expense as incurred.

Depreciation is provided over the estimated useful lives of the respective assets using the straight-line method. The estimated useful lives generally are as follows:

Building and improvements	10 to 15 years
Equipment	5 to 7 years
Furniture and fixtures	7 years

Taxes on Income

Indiana Schools of Excellence, Inc. has received a determination from the U.S. Treasury Department stating that it qualifies under the provisions of Section 501(c)(3) of the Internal Revenue Code as a tax-exempt organization; however, the School would be subject to tax on income unrelated to its tax-exempt purpose. For the years ended June 30, 2014 and 2013, no accounting for federal and state income taxes was required to be included in the accompanying financial statements.

Professional accounting standards require the School to recognize a tax liability only if it is more likely than not the tax position would be sustained in a tax examination, with a tax examination being presumed to occur. The amount recognized is the largest amount of tax liability that is greater than 50% likely of being realized on examination. For tax positions not meeting the more-likely-than-not test, no tax liability is recorded. The School has examined this issue and has determined that there are no material contingent tax liabilities or questionable tax positions. The tax years ending after 2011 are open to audit for both federal and state purposes.

INDIANA SCHOOLS OF EXCELLENCE, INC.

Notes to Financial Statements

(1) Summary of Significant Accounting Policies, Continued

Subsequent Events

The School evaluated subsequent events through February 24, 2016, the date these financial statements were available to be issued. Events occurring through that date have been evaluated to determine whether a change in the financial statements or related disclosures would be required.

(2) Long-Term Debt

Long-term debt at June 30, 2015 and 2014 consisted of the following:

	<u>2015</u>	<u>2014</u>
Note payable to United Bank, payable \$6,774 monthly, including interest at 3% per annum, maturing April 2018, secured by all business assets	\$433,668	500,924
Note payable to IFF, payable \$5,661 monthly, including interest at 5% per annum, matured December 2014	-	27,956
Note payable to Charter School Development Corporation, payable \$3,835 monthly, including interest at 7.5% per annum, maturing April 2018, secured by real estate	121,593	155,886
Note payable to IFF, interest only payable monthly at 6.5% per annum, maturing May 2018, secured by real estate.....	<u>1,500,000</u>	<u>1,500,000</u>
	2,055,261	2,184,766
Less: current portion	<u>(107,084)</u>	<u>(129,431)</u>
Long-term portion	<u>\$1,948,177</u>	<u>2,055,335</u>

INDIANA SCHOOLS OF EXCELLENCE, INC.

Notes to Financial Statements

(2) Long-Term Debt, continued

Principal maturities of long-term debt are scheduled as follows:

Year Ending June 30:	
2016.....	\$107,084
2017.....	112,264
2018.....	1,835,986

(3) Leases

The School leases one item of office equipment under an operating lease. For the year ended June 30, 2015, rent expense under this lease was \$4,980. Future minimum lease obligations under non-cancellable operating leases with an initial lease term in excess of one year are as follows:

<u>Year Ending June 30:</u>	
2016.....	\$4,980
2017.....	1,245

(4) Retirement Plan

The School provides retirement benefits covering substantially all full-time employees. Retirement benefits are provided by the Indiana State Teachers' Retirement Fund ("TRF") and the Indiana Public Employees' Retirement Fund ("PERF"), both of which are cost-sharing multiple-employer defined benefit retirement plans governed by the State of Indiana and administered by the Indiana Public Retirement System ("INPRS") Board. Contribution requirements of plan members are determined annually by the INPRS Board. Under the plans, the School contributed 7.5% of compensation for eligible teaching faculty to TRF and 8.75% of compensation for other eligible employees to PERF through December 31, 2014, and 10.25% thereafter. Should the School elect to withdraw from TRF or PERF, the School could be subject to a withdrawal fee. The School's contributions represent an insignificant percentage of the total contributions received by TRF or PERF. As of June 30, 2014 (the latest year reported), both TRF and PERF were more than 80% funded. A copy of the complete annual report for the year ended June 30, 2014 can be obtained at:

www.in.gov/inprs/files/2014INPRSCAFRBook_Web.pdf

Retirement plan expense was \$90,997 and \$89,839 for the years ended June 30, 2015 and 2014, respectively.

INDIANA SCHOOLS OF EXCELLENCE, INC.

Notes to Financial Statements

(5) Commitments

The School operates under a charter granted by Ball State University. As the sponsoring organization, Ball State University exercises certain oversight responsibilities. Under this charter, the School has agreed to pay to Ball State University an annual administrative fee equal to 3% of state tuition payments received. The charter remains in effect until June 30, 2017, and is renewable thereafter by mutual consent. Payments under this agreement for the years ended June 30, 2015 and 2014 were \$36,948 and \$41,464, respectively.

The School contracted with American Quality Schools Corporation, a not-for-profit organization incorporated in the State of Illinois, to provide management, administrative and educational programming services. Under the terms of the agreement, the School agreed to pay an amount equal to 6% of revenues, as defined, for such services. The contract commenced January 1, 2008 and expired June 30, 2014. The School did not renew the contract upon expiration. Management fee expense under this contract was \$124,592 for the year ended June 30, 2014.

(6) Going Concern Consideration

As reflected in the accompanying financial statements, the School incurred significant losses for the years ended June 30, 2015 and 2014, and had a deficiency in net assets of \$62,052 as of June 30, 2015. The deficiency in net assets continues to grow in the 2015-2016 school year, however at a lower rate. These factors raise substantial doubt about the School's ability to continue as a going concern. The ability of the School to continue as a going concern is dependent upon the School obtaining new sources of funding or financing, controlling their operating expenses, and the continued support of their creditors. During the 2015-2016 school year, the School has worked to reduce personnel, seek creative funding sources and monitor its cash needs. The accompanying financial statements do not include any adjustments that might be necessary if the School is unable to continue as a going concern.

INDIANA SCHOOLS OF EXCELLENCE, INC.

Notes to Financial Statements

(7) Risks and Uncertainties

The School provides education services to families residing in St. Joseph and surrounding counties in Indiana, and is subject to the risks of economic and competitive forces at work within this geographic area.

The majority of revenues relate to legislation enacted by the State of Indiana and grants awarded under federal programs. Changes in state or federal legislation could significantly affect the School. Additionally, the School is subject to monitoring and audit by state and federal agencies. Those examinations may result in additional liability to be imposed on the School.

Financial instruments that potentially subject the School to concentrations of credit risk consist principally of receivables from the State of Indiana. At June 30, 2015, substantially all of the accounts receivable balance was due from the State of Indiana. In addition, deposits are maintained at Notre Dame Federal Credit Union and frequently exceed the FDIC insurance limit.

INDIANA SCHOOLS OF EXCELLENCE, INC.

Notes to Financial Statements

(8) Functional Expense Reporting

The costs of providing the educational activities have been summarized on a functional basis in the statements of activities. Accordingly, certain expenses have been allocated between program and management services. Following is a summary of expenses comprising each program and service for the years ended June 30, 2014 and 2013:

	<u>2015</u>	
	<u>Program Services</u>	<u>Management and General</u>
Salaries and wages.....	\$1,218,648	205,631
Employee benefits	314,503	78,315
Staff development and recruitment	25,614	670
Depreciation	269,225	-
Food service expense.....	109,623	-
Insurance	-	9,636
Interest	-	126,655
Miscellaneous.....	-	36,638
Equipment	10,966	210
Occupancy	47,594	-
Professional fees.....	141,310	104,687
Repairs and maintenance.....	12,721	-
Supplies	26,632	17,136
Technology.....	54,427	150
Travel.....	<u>10,382</u>	<u>-</u>
	<u>\$2,241,645</u>	<u>579,728</u>

INDIANA SCHOOLS OF EXCELLENCE, INC.

Notes to Financial Statements

(8) Functional Expense Reporting, Continued

	<u>2014</u>	
	<u>Program Services</u>	<u>Management and General</u>
Salaries and wages.....	\$1,159,758	146,143
Employee benefits	279,237	42,491
Staff development and recruitment	7,300	-
Depreciation	292,595	-
Food service expense.....	111,556	-
Insurance	-	14,936
Interest	-	118,363
Miscellaneous	80	41,307
Occupancy	45,978	-
Professional fees.....	214,573	205,721
Repairs and maintenance.....	20,414	-
Supplies	30,052	31,054
Technology.....	59,972	840
Travel.....	<u>14,134</u>	<u>2,787</u>
	<u>\$2,235,649</u>	<u>603,642</u>

INDIANA SCHOOLS OF EXCELLENCE, INC.

Other Reports

Year Ended June 30, 2015

The report presented herein was prepared in addition to another official report prepared for the School as listed below:

Supplemental Audit Report of Indiana Schools of Excellence, Inc.

The Supplemental Audit Report contains the results of compliance testing required by the Indiana State Board of Accounts under its *Guidelines for the Audits of Charter Schools Performed by Private Examiners* pertaining to matters addressed in its *Accounting and Uniform Compliance Guidelines Manual for Indiana Charter Schools*.

Attachment 9

Budget Narrative

Xavier SOE has worked hard to developed a conservative five (5), year budget that maximizes existing revenue sources, holds staffing stable at thirty-one FTE employees and school facilities expense growth within a goal of two (2%), percent annually. This has been accomplished by a thorough review of existing instructional and support staffing requirements, expense trends, reconfiguration of debt obligations, current facilities condition, community eligibility (CEP), status with respect to national school lunch program reimbursements at one-hundred (100%), percent, Title I and Title II increases due to CEP status and enrollment increases. Along with the recent participation in Medicaid Direct and Medicaid Administrative Claiming for IEP services reimbursements. Consideration of current technology cost projections, subsequent ERATE reimbursement funding set at ninety (90%), and potential 1:1 technology grants, we are confident that our technology plans are very achievable. With respect to cash-flow for Years 0 through Year 5, we are anticipating a positive balance; allowing for timely payments to vendors with a target of 30 days aging on all accounts.

With the preceding in mind, we believe that our modest projections for increases in enrollment and increased revenue are very obtainable. This is based on current enrollment trends utilizing a modest tuition support base of two (2%), for Year 1 through Year 5; along with an aggressive and ongoing outreach/public relations campaign are realistic enrollment targets. With a goal of twenty-four (24), students per class in Year 2years, our current student enrollment of one-hundred seventy, the addition of a second Tier 1 (Pre-Kindergarten), class of twenty in the fall of 2018, and current waiting lists for 2018-2019, we believe that our Year 1 and subsequent year enrollment projections are realistic.

The school currently has no endowments and limited donations, but does rely on “soft” grant monies under Title I, Title II, and Special Education Grants to support supplemental staffing and activities associated with school performance and providing individual education plans for students with special needs. Clearly, more effort in fundraising and potential endowments are in order and are being addressed as a major component of Xavier SOE outreach activities and potential partnerships.

That stated, Xavier SOE is setting into place contingency plans in order to meet its short and long term financial obligations if anticipated revenues are not received or are lower than the estimated budget. Xavier SOE will ensure it has sufficient funds to cover all anticipated expenses for payroll through Tuition Support, special education costs with its SPED Grant (Part B), and Medicaid reimbursements, transportation for students, retirement plan contributions. These include the reconfiguration of Xavier SOE debt structure to allow for three (3), months of cash reserves and the establishment of a line of credit for one (1), month short term cash flow issues and a 40-60K contingency reserve in the budget.

Attachment 10 Current or Past Litigation

There are no current litigation activities that have been brought to the attention of Xavier SOE

There have been two complaints that were settled out of court as follows:

Gray Television Group v. Indiana Schools of Excellence Inc. Case # 49D141710-CC-037525

Complaint: Gray sought payment for services rendered (TV Commercials)

Response: ISE sought relief of payment due to unjustified invoicing

Results: ISE made payment to Gray and covered legal costs with prejudice

Dorothy Young v. Tania Grimes et. al., Case # 3:15-CV-98-WCL-MGG

Complaint: Young sought damages and legal costs due to EEOC Claim

Response: ISE sought relief of payment due to unjustified claim

Results: ISE made payment to Young with prejudice

Section II: Performance Record

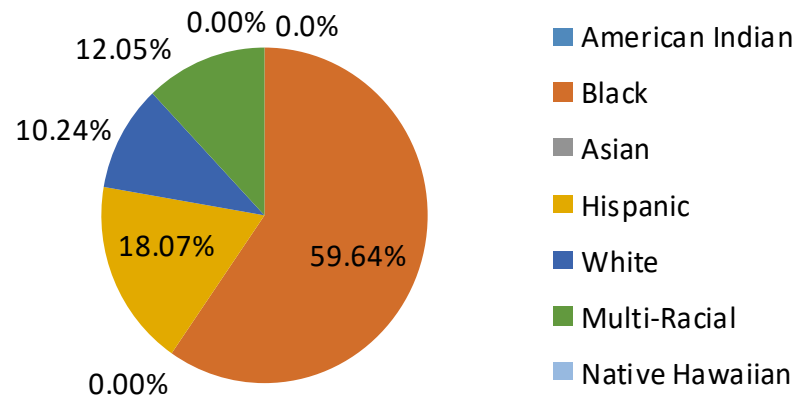
- a. Year Opened: August 2009
- b. City/location and school contact information: 3423 South Michigan Street, South Bend, IN 46614 (574) 231-6600
- c. Contact information for authorizer: Samantha Smith, Director - (574) 231-6607 Robert Doctor, Business Manager - (574) 231-6612
- d. Number of students and grade levels served: 170 Tier 1 KG - 8th Grade
- e. The following student demographic and socioeconomic data: free/reduced-price lunch status, race/ethnicity, Special Education, and ELL

Enrollment 2017-18 by Free/Reduced Price Meals



100% Free Meals

Racial Breakdown



Enrollment 2017-18 by Special Education



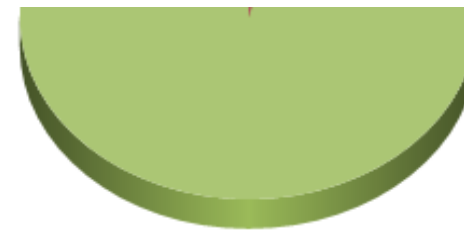
Enrollment 2017-18 by English Language Learners





Special Education General Education

17.7% Special Education Students



English Language Learner Non-English Language Learner

4.2% English Language Learners

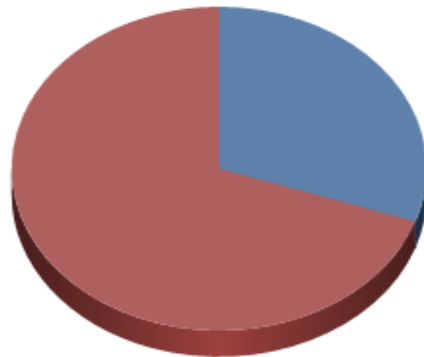
f. The year in which the contract with the ESP commenced and/or ended: NA

g. State assessment results for the past five years by grade level in English/Language Arts and Mathematics

ISTEP+ Overview

Year: 2016-17 Subject: English/Language Arts Only Grade: All Grades

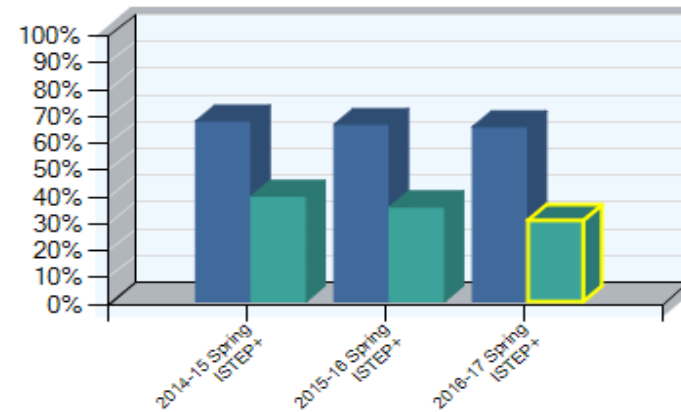
ISTEP+ 2016-17



Pass Did Not Pass

30.3% Passed English/Language Arts

ISTEP+ Percent Passing Trend



Indiana School

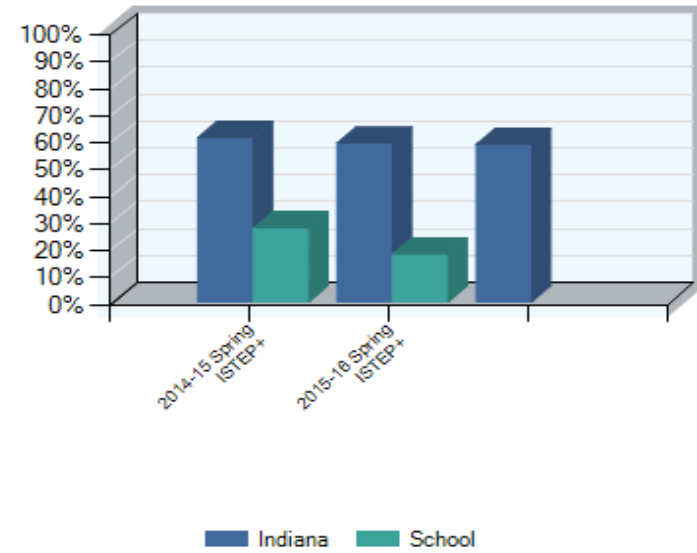
ISTEP+ Overview

Year: Subject: Grade:

ISTEP+ 2016-17



ISTEP+ Percent Passing Trend

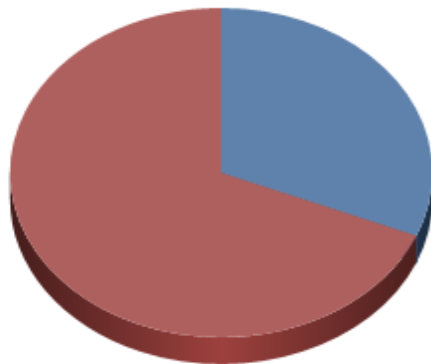


7.4% Passed Math

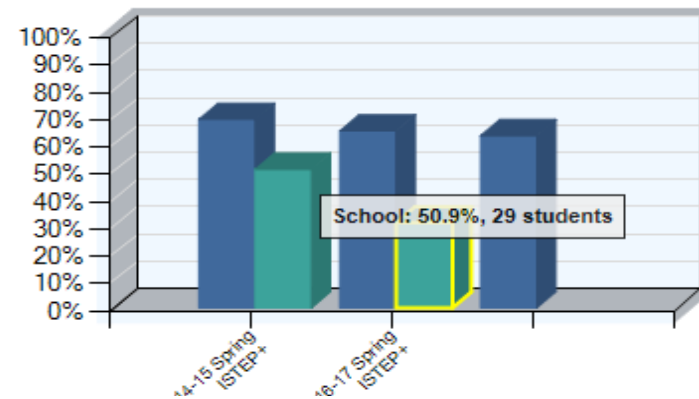
ISTEP+ Overview

Year: Subject: Grade:

ISTEP+ 2016-17



ISTEP+ Percent Passing Trend



Pass Did Not Pass

2014 2015

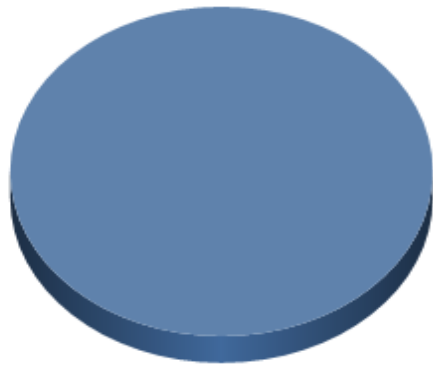
Indiana School

31.3% Passed Science

ISTEP+ Overview

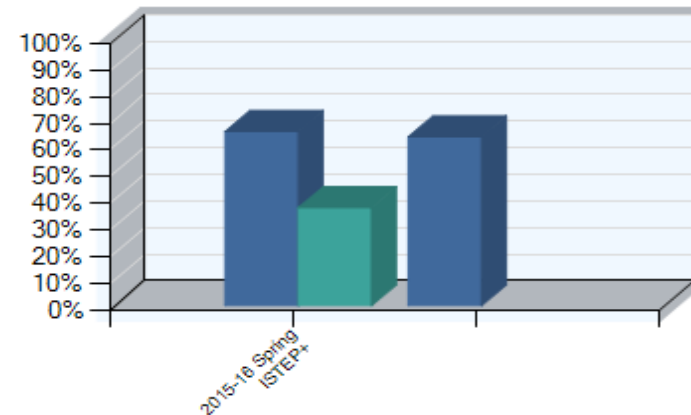
Year: 2016-17 Subject: Social Studies Only Grade: All Grades

ISTEP+ 2016-17



Did Not Pass

ISTEP+ Percent Passing Trend



Indiana School

11.5% Passed Social Studies

h. Growth and/or value-added results for the past five years by grade level in English/Language Arts and Mathematics:

2012 - 2013 NWEA Growth Summary



Student Growth Summary Report

Aggregate by School

Term: Fall 2012-2013
District: Ball State University Office of Charter Schools

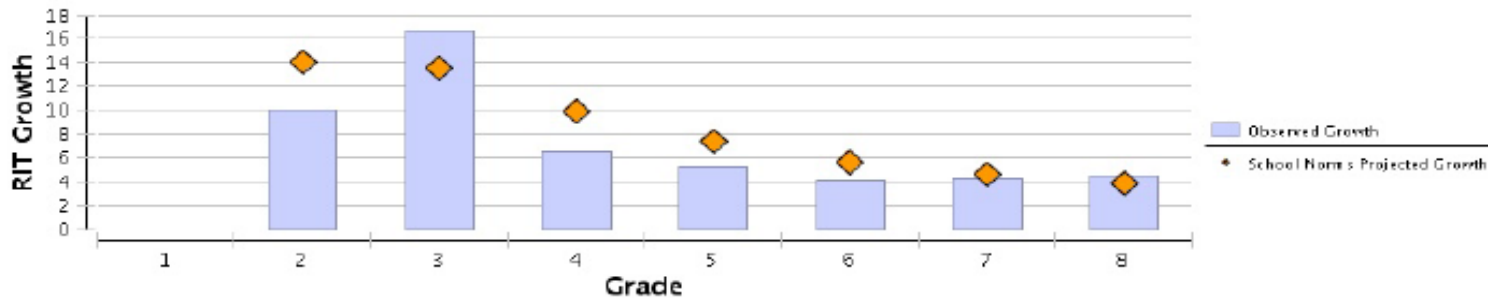
Norms Reference Data: 2015 Norms
Growth Comparison Period: Fall 2011 - Fall 2012
Start - 4 (Fall 2011)
End - 4 (Fall 2012)

Grouping: None

Xavier School of Excellence

Grade (Fall 2012)	Growth Count [‡]	Comparison Periods							Growth Evaluated Against								
		Fall 2011			Fall 2012			Growth		School Norms			Student Norms				
		Mean RIT	SD	Percentile	Mean RIT	SD	Percentile	Observed Growth	Observed Growth SE	Projected Growth	School Conditional Growth Index	School Conditional Growth Percentile	Count with Projection	Count Met Projection	Percent Met Projection	Student Median Conditional Growth Percentile	
1	0	**			**			**					**				
2	21	161.2	7.3	53	171.1	13.7	29	10.0	2.6	14.1	-1.17	12	21	6	29	38	
3	29	170.8	12.1	27	187.4	11.8	45	16.7	1.8	13.5	1.28	90	29	18	62	63	
4	25	188.9	11.7	54	195.4	13.9	34	6.5	2.1	9.9	-1.68	5	25	13	52	49	
5	15	198.3	13.9	51	203.5	9.9	36	5.2	2.2	7.4	-1.43	8	15	5	33	23	
6	30	200.1	11.0	19	204.2	11.1	14	4.1	1.6	5.6	-0.93	18	30	15	50	47	
7	25	209.8	12.9	43	214.0	11.9	47	4.2	1.8	4.6	-0.22	41	25	13	52	49	
8	14	210.6	15.0	28	215.1	13.1	39	4.5	2.8	3.9	0.35	64	14	8	57	57	

Reading



Explanatory Notes
 * Summaries for groups of fewer than 10 students are not shown, as the sample size may be too small for acceptable statistical reliability.
 ** Calculations not provided because students have no MAP results in at least one of the terms. The Growth Count is zero.
 ‡ Growth Count provided reflects students with MAP results in both the Start and End terms. Observed Growth calculation is based on that student data.



Student Growth Summary Report

Aggregate by School

Term: Fall 2012-2013
 District: Ball State University Office of Charter Schools

Norms Reference Data: 2015 Norms
 Growth Comparison Period: Fall 2011 - Fall 2012
 Weeks of Instruction: Start - 4 (Fall 2011)
 End - 4 (Fall 2012)

Grouping: None
 Small Group Display: No

Xavier School of Excellence

Language Usage

Grade (Fall 2012)	Growth Count [‡]	Comparison Periods							Growth Evaluated Against								
		Fall 2011			Fall 2012			Growth		School Norms			Student Norms				
		Mean RIT	SD	Percentile	Mean RIT	SD	Percentile	Observed Growth	Observed Growth SE	Projected Growth	School Conditional Growth Index	School Conditional Growth Percentile	Count with Projection	Count Met Projection	Percent Met Projection	Student Median Conditional Growth Percentile	

		Percentile														
1	0	**			**			**					**			
2	2	*			*			*					*			
3	28	171.5	15.7	32	188.8	12.4	46	17.3	1.7	15.0	0.90	82	28	15	54	53
4	24	188.2	13.2	42	198.4	13.1	47	10.3	2.0	10.0	0.13	55	24	13	54	53
5	15	197.5	11.9	41	205.1	11.9	46	7.6	2.9	7.1	0.31	62	15	8	53	56
6	31	200.9	10.7	20	210.9	9.5	51	10.0	1.5	5.3	2.58	99	31	21	68	69
7	27	210.6	10.3	49	218.3	8.9	77	7.7	1.7	3.8	2.18	99	27	20	74	72
8	14	208.2	17.6	16	216.2	9.5	50	8.0	3.6	3.1	2.78	99	14	9	64	56

Language Usage



Explanatory Notes

* Summaries for groups of fewer than 10 students are not shown, as the sample size may be too small for acceptable statistical reliability.
 ** Calculations not provided because students have no MAP results in at least one of the terms. The Growth Count is zero.
 ‡ Growth Count provided reflects students with MAP results in both the Start and End terms. Observed Growth calculation is based on that student data.

Generated: 2/27/18, 10:44:26 AM

© NWEA 2018. MAP is a registered trademark. NWEA, MAP Growth and MAP Skills are trademarks of NWEA in the U.S. and in other countries.
 © Copyright 2010. National Governors Association Center for Best Practices and Council of Chief State School Officers. All rights reserved.

Page 3 of 3



map Student Growth Summary Report

GROWTH

Aggregate by School

Term: Fall 2012-2013
 District: Ball State University Office of Charter Schools

Norms Reference Data: 2015 Norms
 Growth Comparison Period: Fall 2011 - Fall 2012
 Weeks of Instruction: Start - 4 (Fall 2011)
 End - 4 (Fall 2012)

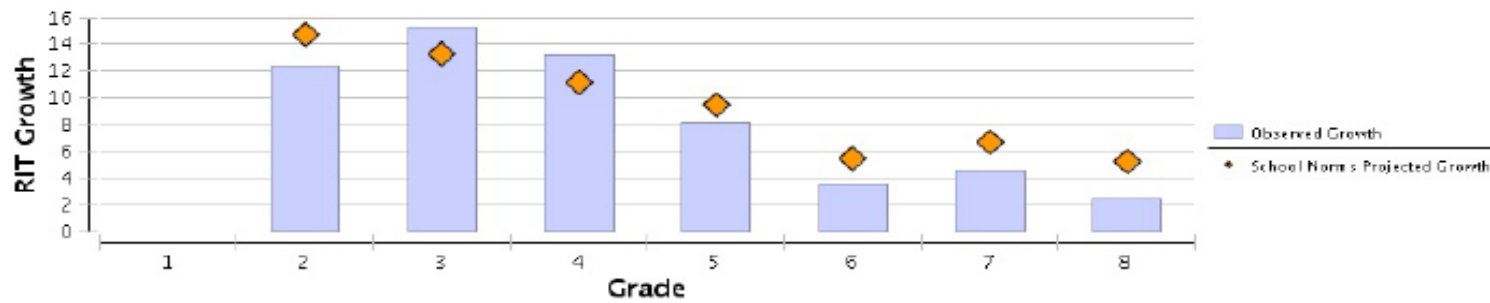
Grouping: None
 Small Group Display: No

Xavier School of Excellence

Mathematics

Grade (Fall 2012)	Growth Count	Comparison Periods						Growth Evaluated Against								
		Fall 2011			Fall 2012			Growth		School Norms			Student Norms			
		Mean RIT	SD	Percentile	Mean RIT	SD	Percentile	Observed Growth	Observed Growth SE	Projected Growth	School Conditional Growth Index	School Conditional Growth Percentile	Count with Projection	Count Met Projection	Percent Met Projection	Student Median Conditional Growth Percentile
1	0	**			**			**					**			
2	20	161.0	10.4	40	173.4	11.2	27	12.4	2.1	14.7	-0.69	25	20	6	30	34
3	28	172.7	11.1	24	188.0	10.0	34	15.3	1.2	13.3	0.83	80	28	17	61	60
4	25	187.2	9.4	29	200.3	12.3	39	13.1	1.6	11.1	0.98	84	25	18	72	55
5	15	197.5	13.1	23	205.5	9.6	20	8.1	1.5	9.5	-0.86	20	15	7	47	46
6	29	204.4	10.5	16	208.1	11.9	9	3.6	1.4	5.4	-0.82	21	29	14	48	46
7	27	217.9	11.7	52	222.4	12.9	49	4.6	1.9	6.7	-1.14	13	27	13	48	46
8	14	217.9	18.5	27	220.3	25.8	25	2.4	4.5	5.2	-1.47	7	14	8	57	59

Mathematics



Explanatory Notes

* Summaries for groups of fewer than 10 students are not shown, as the sample size may be too small for acceptable statistical reliability.
 ** Calculations not provided because students have no MAP results in at least one of the terms. The Growth Count is zero.
 ‡ Growth Count provided reflects students with MAP results in both the Start and End terms. Observed Growth calculation is based on that student data.

Generated: 2/27/18, 10:44:26 AM

© NWEA 2018. MAP is a registered trademark. NWEA, MAP Growth and MAP Skills are trademarks of NWEA in the U.S. and in other countries.
 © Copyright 2010. National Governors Association Center for Best Practices and Council of Chief State School Officers. All rights reserved.

Page 1 of 3



2013-2014 NWEA Growth Summary



Student Growth Summary Report

Aggregate by School

Term: Fall 2013-2014
 District: Ball State University Office of Charter Schools

Norms Reference Data: 2015 Norms
 Growth Comparison Period: Fall 2012 - Fall 2013
 Weeks of Instruction: Start - 4 (Fall 2012)
 End - 4 (Fall 2013)

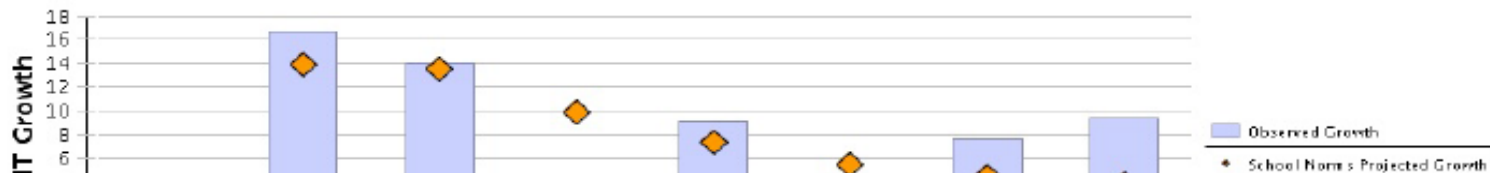
Grouping: None
 Small Group Display: No

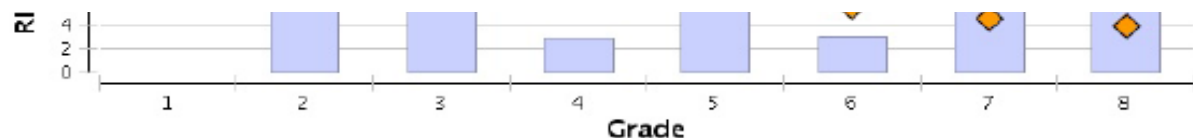
Xavier School of Excellence

Reading

Grade (Fall 2013)	Growth Count‡	Comparison Periods						Growth			Growth Evaluated Against					
		Fall 2012			Fall 2013			Growth		School Norms			Student Norms			
		Mean RIT	SD	Percentile	Mean RIT	SD	Percentile	Observed Growth	Observed Growth SE	Projected Growth	School Conditional Growth Index	School Conditional Growth Percentile	Count with Projection	Count Met Projection	Percent Met Projection	Student Median Conditional Growth Percentile
1	3	*			*							*				
2	32	158.9	12.0	38	175.6	12.7	55	16.7	1.8	13.9	0.79	78	32	18	56	64
3	26	173.8	15.5	44	187.7	11.8	46	14.0	2.0	13.6	0.12	55	26	12	46	43
4	21	187.5	12.9	45	190.4	14.1	12	2.9	2.1	9.9	-3.43	1	21	4	19	28
5	25	197.8	13.3	48	206.8	13.7	57	9.1	2.2	7.4	1.00	84	25	15	60	62
6	23	205.0	10.5	46	208.0	14.0	32	3.0	1.7	5.5	-1.56	6	23	9	39	42
7	21	202.2	12.8	8	209.9	11.8	24	7.6	1.6	4.5	1.74	96	21	16	76	65
8	27	208.9	14.8	20	218.3	13.0	56	9.4	1.6	3.9	3.29	99	27	20	74	81

Reading





Explanatory Notes

* Summaries for groups of fewer than 10 students are not shown, as the sample size may be too small for acceptable statistical reliability.
 ** Calculations not provided because students have no MAP results in at least one of the terms. The Growth Count is zero.
 ‡ Growth Count provided reflects students with MAP results in both the Start and End terms. Observed Growth calculation is based on that student data.

Generated: 2/27/18, 11:04:56 AM

© NWEA 2018. MAP is a registered trademark. NWEA, MAP Growth and MAP Skills are trademarks of NWEA in the U.S. and in other countries.
 © Copyright 2010. National Governors Association Center for Best Practices and Council of Chief State School Officers. All rights reserved.

Page 2 of 3



map Student Growth Summary Report



Aggregate by School

Term: Fall 2013-2014
 District: Ball State University Office of Charter Schools

Norms Reference Data: 2015 Norms
 Growth Comparison Period: Fall 2012 - Fall 2013
 Weeks of Instruction: Start - 4 (Fall 2012)

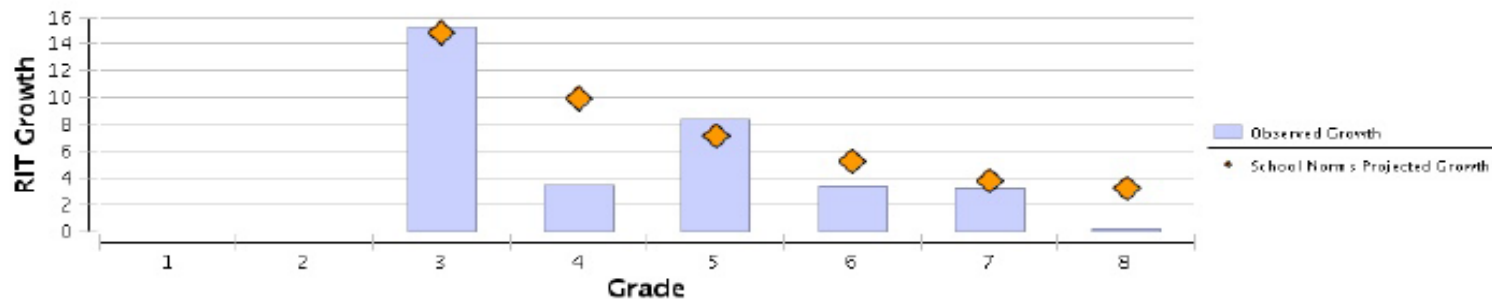
Grouping: None
 Small Group Display: No

Xavier School of Excellence

Language Usage

Grade (Fall 2013)	Growth Count‡	Comparison Periods						Growth		Growth Evaluated Against			Student Norms				
		Fall 2012			Fall 2013			Observed Growth	Observed Growth SE	School Norms			Count w/ Projection	Count Met Projection	Percent Met Projection	Student Median Conditional Growth Percentile	
		Mean RIT	SD	Percentile	Mean RIT	SD	Percentile			Projected Growth	School Conditional Growth Index	School Conditional Growth Percentile					
1	0	**			**			**				**					
2	1	*			*			*				*					
3	26	174.3	14.9	49	189.6	15.0	51	15.3	2.1	14.8	0.19	58	26	14	54	50	
4	21	188.6	12.0	45	192.0	14.0	13	3.4	2.4	9.9	-3.33	1	21	5	24	30	
5	25	197.8	14.0	43	206.2	11.1	54	8.3	2.1	7.1	0.81	79	25	13	52	51	
6	23	205.4	11.2	48	208.8	12.3	37	3.3	1.5	5.2	-1.00	16	23	9	39	37	
7	20	212.1	11.2	59	215.3	9.4	59	3.2	1.8	3.8	-0.36	36	20	9	45	44	
8	27	214.4	11.5	53	214.6	12.1	41	0.2	1.3	3.2	-1.70	4	27	9	33	40	

Language Usage



Explanatory Notes

* Summaries for groups of fewer than 10 students are not shown, as the sample size may be too small for acceptable statistical reliability.
 ** Calculations not provided because students have no MAP results in at least one of the terms. The Growth Count is zero.
 ‡ Growth Count provided reflects students with MAP results in both the Start and End terms. Observed Growth calculation is based on that student data.

Generated 2/27/18, 11:04:56 AM

© NWEA 2018. MAP is a registered trademark. NWEA, MAP Growth and MAP Skills are trademarks of NWEA in the U.S. and in other countries.
 © Copyright 2010. National Governors Association Center for Best Practices and Council of Chief State School Officers. All rights reserved.

Page 3 of 3



Student Growth Summary Report

Aggregate by School

Term: Fall 2013-2014
 District: Ball State University Office of Charter Schools

Norms Reference Data: 2015 Norms
 Growth Comparison Period: Fall 2012 - Fall 2013
 Weeks of Instruction: Start - 4 (Fall 2012)
 End - 4 (Fall 2013)

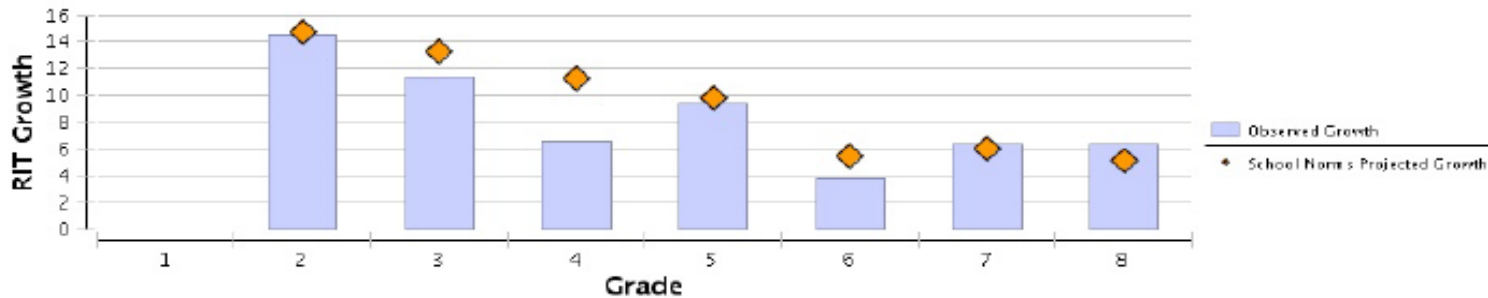
Grouping: None
 Small Group Display: No

Xavier School of Excellence

Mathematics

Grade (Fall 2013)	Growth Count‡	Comparison Periods						Growth Evaluated Against									
		Fall 2012			Fall 2013			Growth		School Norms			Student Norms				
		Mean RIT	SD	Percentile	Mean RIT	SD	Percentile	Observed Growth	Observed Growth SE	Projected Growth	School Conditional Growth Index	School Conditional Growth Percentile	Count with Projection	Count Met Projection	Percent Met Projection	Student Median Conditional Growth Percentile	
1	3	*			*				*								
2	31	160.4	13.7	36	174.9	10.4	37	14.5	1.4	14.7	-0.07	47	31	16	52	50	
3	25	174.7	13.1	35	186.1	11.3	23	11.4	1.5	13.3	-0.78	22	25	7	28	43	
4	21	189.1	9.8	41	195.8	11.5	16	6.6	1.7	11.3	-2.30	1	21	7	33	20	
5	25	201.2	12.0	45	210.6	14.1	45	9.4	1.4	9.8	-0.25	40	25	12	48	43	
6	20	205.5	12.3	20	209.3	16.6	12	3.8	2.1	5.5	-0.82	21	20	10	50	41	
7	20	207.7	13.1	8	214.1	12.3	13	6.4	1.9	6.0	0.20	58	20	10	50	49	
8	28	217.0	14.5	23	223.4	14.9	37	6.4	1.6	5.1	0.68	75	28	13	46	43	

Mathematics



Explanatory Notes

* Summaries for groups of fewer than 10 students are not shown, as the sample size may be too small for acceptable statistical reliability.
 ** Calculations not provided because students have no MAP results in at least one of the terms. The Growth Count is zero.
 ‡ Growth Count provided reflects students with MAP results in both the Start and End terms. Observed Growth calculation is based on that student data.

Generated 2/27/18, 11:04:56 AM

© NWEA 2018. MAP is a registered trademark. NWEA, MAP Growth and MAP Skills are trademarks of NWEA in the U.S. and in other countries.
 © Copyright 2010. National Governors Association Center for Best Practices and Council of Chief State School Officers. All rights reserved.

Page 1 of 3





Student Growth Summary Report

Aggregate by School

Term: Fall 2014-2015
District: Ball State University Office of Charter Schools

Norms Reference Data: 2015 Norms
Growth Comparison Period: Fall 2013 - Fall 2014
Weeks of Instruction: Start - 4 (Fall 2013)

Grouping: None
Small Group Display: No

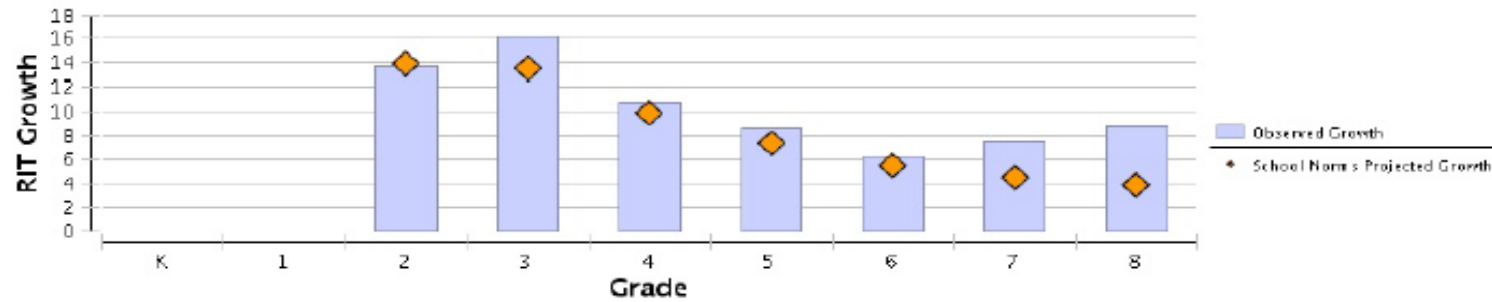
End - 4 (Fall 2014)

Xavier School of Excellence

Reading

Grade (Fall 2014)	Growth Count	Comparison Periods							Growth Evaluated Against							
		Fall 2013			Fall 2014			Growth		School Norms			Student Norms			
		Mean RIT	SD	Percentile	Mean RIT	SD	Percentile	Observed Growth	Observed Growth SE	Projected Growth	School Conditional Growth Index	School Conditional Growth Percentile	Count with Projection	Count Met Projection	Percent Met Projection	Student Median Conditional Growth Percentile
K	0	**			**			**					**			
1	0	**			**			**					**			
2	28	159.1	8.5	39	172.8	14.7	38	13.7	2.3	13.9	-0.06	48	28	12	43	43
3	27	173.9	10.9	45	190.1	11.8	61	16.2	1.5	13.6	1.07	86	27	18	67	69
4	23	187.3	12.7	44	198.1	14.4	50	10.8	2.1	9.9	0.44	67	23	13	57	62
5	23	190.3	14.0	11	198.9	15.5	14	8.6	2.7	7.4	0.79	78	23	12	52	49
6	25	205.5	16.4	49	211.8	12.2	55	6.3	2.1	5.5	0.54	70	25	15	60	49
7	18	205.3	17.3	18	212.8	20.3	40	7.5	1.9	4.5	1.61	95	18	11	61	62
8	24	210.8	10.4	29	219.6	9.9	62	8.8	1.4	3.9	2.93	99	24	17	71	75

Reading



Explanatory Notes

** Calculations not provided because students have no MAP results in at least one of the terms. The Growth Count is zero.
 ‡ Growth Count provided reflects students with MAP results in both the Start and End terms. Observed Growth calculation is based on that student data.

Generated 2/27/18, 11:20:00 AM

© NWEA 2018. MAP is a registered trademark. NWEA, MAP Growth and MAP Skills are trademarks of NWEA in the U.S. and in other countries.
 © Copyright 2010. National Governors Association Center for Best Practices and Council of Chief State School Officers. All rights reserved.

Page 2 of 3



Student Growth Summary Report

Aggregate by School

Term: Fall 2014-2015
District: Ball State University Office of Charter Schools

Norms Reference Data: 2015 Norms
Growth Comparison Period: Fall 2013 - Fall 2014
Weeks of Instruction: Start - 4 (Fall 2013)

Grouping: None

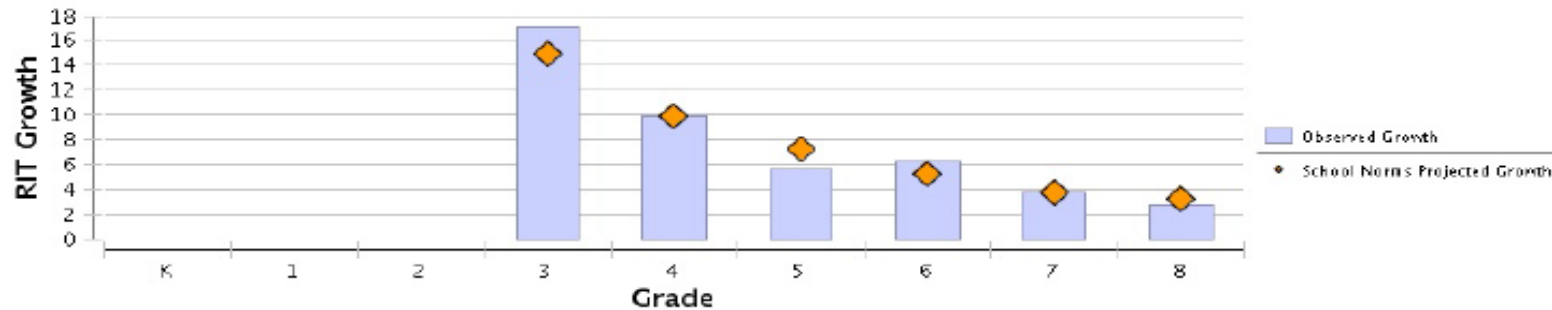
End - 4 (Fall 2014)
None

Xavier School of Excellence

Language Usage

Grade (Fall 2014)	Growth Count \pm	Comparison Periods						Growth Evaluated Against								
		Fall 2013			Fall 2014			Growth		School Norms			Student Norms			
		Mean RIT	SD	Percentile	Mean RIT	SD	Percentile	Observed Growth	Observed Growth SE	Projected Growth	School Conditional Growth Index	School Conditional Growth Percentile	Count with Projection	Count Met Projection	Percent Met Projection	Student Median Conditional Growth Percentile
K	0	**			**			**					**			
1	0	**			**			**					**			
2	0	**			**			**					**			
3	27	173.0	11.8	41	190.0	11.8	54	17.0	1.7	14.9	0.83	80	27	15	56	57
4	21	190.3	14.2	56	200.2	8.7	59	9.9	2.2	9.9	0.02	51	21	9	43	42
5	24	192.2	12.6	14	197.8	13.0	8	5.6	2.1	7.3	-1.04	15	24	11	46	42
6	25	203.6	13.9	36	209.8	10.5	44	6.2	1.8	5.2	0.52	70	25	14	56	50
7	18	206.3	12.3	22	210.1	16.5	25	3.7	2.8	3.7	0.03	51	18	10	56	70
8	22	214.6	9.2	54	217.3	10.4	57	2.7	1.4	3.2	-0.26	35	22	12	55	51

Language Usage



Explanatory Notes

** Calculations not provided because students have no MAP results in at least one of the terms. The Growth Count is zero.
 \pm Growth Count provided reflects students with MAP results in both the Start and End terms. Observed Growth calculation is based on that student data.



Student Growth Summary Report

Aggregate by School

Term: Fall 2014-2015
 District: Ball State University Office of Charter Schools

Norms Reference Data: 2015 Norms
 Growth Comparison Period: Fall 2013 - Fall 2014
 Weeks of Instruction: Start - 4 (Fall 2013)
 End - 4 (Fall 2014)

Grouping: None
 Small Group Display: No

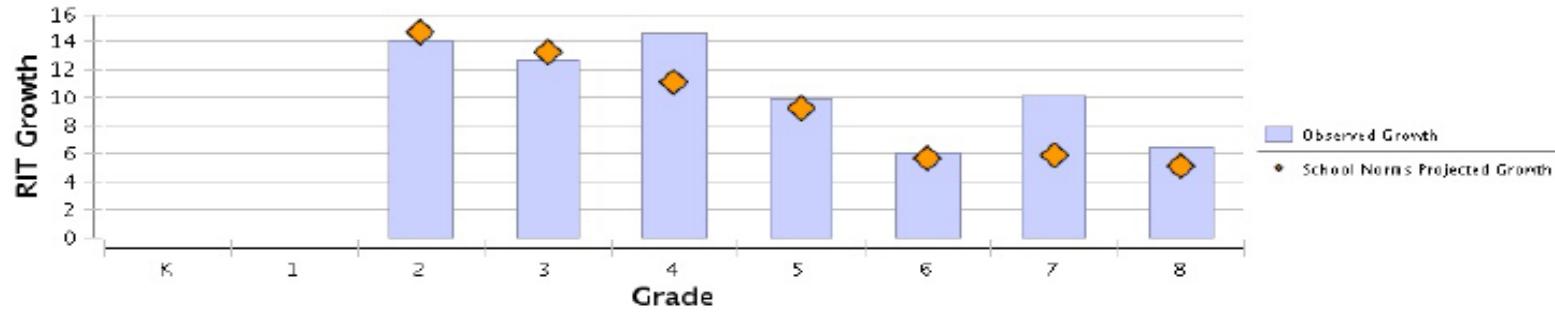
Xavier School of Excellence

Mathematics

Grade (Fall 2014)	Growth Count \pm	Comparison Periods						Growth Evaluated Against								
		Fall 2013			Fall 2014			Growth		School Norms			Student Norms			
		Mean RIT	SD	Percentile	Mean RIT	SD	Percentile	Observed Growth	Observed Growth SE	Projected Growth	School Conditional Growth Index	School Conditional Growth Percentile	Count with Projection	Count Met Projection	Percent Met Projection	Student Median Conditional Growth

		Percentile										Percentile				
K	0	**			**			**					**			
1	0	**			**			**					**			
2	30	160.7	7.7	38	174.7	7.9	35	14.1	1.3	14.7	-0.21	42	30	17	57	55
3	26	172.2	8.9	21	184.9	7.8	17	12.7	1.1	13.3	-0.26	40	26	9	35	37
4	22	187.5	10.1	31	202.0	8.9	50	14.6	1.7	11.2	1.68	95	22	13	59	64
5	23	194.4	10.7	11	204.3	13.3	15	9.9	1.5	9.2	0.41	66	23	12	52	47
6	25	208.4	15.0	33	214.4	17.0	33	6.0	1.4	5.7	0.14	55	25	14	56	53
7	16	206.3	16.0	6	216.3	14.1	21	10.1	2.4	5.9	2.09	98	16	10	63	65
8	24	217.3	10.3	24	223.8	13.3	39	6.5	1.3	5.1	0.72	76	24	15	63	59

Mathematics



Explanatory Notes

** Calculations not provided because students have no MAP results in at least one of the terms. The Growth Count is zero.
 ‡ Growth Count provided reflects students with MAP results in both the Start and End terms. Observed Growth calculation is based on that student data.

Generated: 2/20/18, 12:54:02 PM

© NWEA 2018. MAP is a registered trademark. NWEA, MAP Growth and MAP Skills are trademarks of NWEA in the U.S. and in other countries.
 © Copyright 2010. National Governors Association Center for Best Practices and Council of Chief State School Officers. All rights reserved.

Page 1 of 3



2015-2016 NWEA Growth Summary



Student Growth Summary Report

Aggregate by School

Term: Fall 2015-2016
 District: Ball State University Office of Charter Schools

Norms Reference Data: 2015 Norms
 Growth Comparison Period: Fall 2014 - Fall 2015
 Weeks of Instruction: Start - 4 (Fall 2014)
 End - 4 (Fall 2015)

Grouping: None
 Small Group Display: No

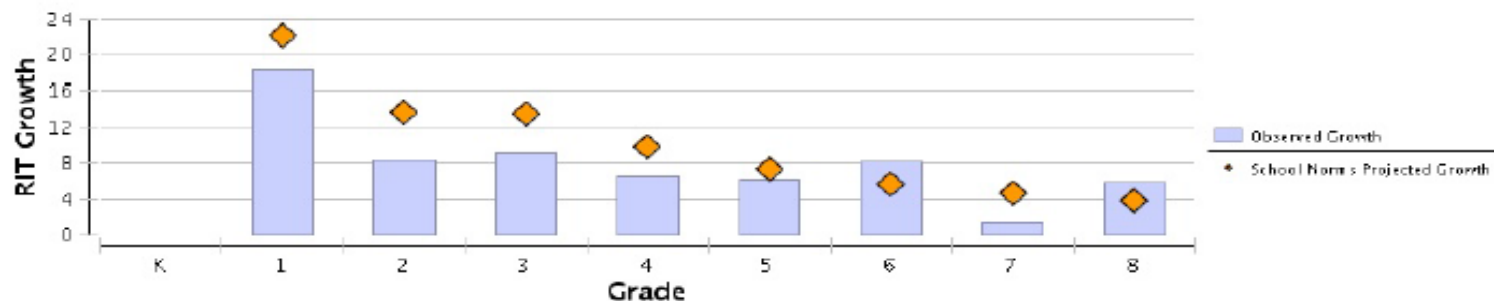
Xavier School of Excellence

Reading

Grade (Fall 2015)	Growth Count	Comparison Periods						Growth Evaluated Against									
		Fall 2014			Fall 2015			Growth		School Norms			Student Norms				
		Mean RIT	SD	Percentile	Mean RIT	SD	Percentile	Observed Growth	Observed Growth SE	Projected Growth	School Conditional Growth Index	School Conditional Growth Percentile	Count with Projection	Count Met Projection	Percent Met Projection	Student Median Conditional Growth Percentile	
K	0	**			**			**					**				
1	22	137.6	9.3	28	155.8	7.1	20	18.2	1.6	22.1	-1.07	14	22	7	32	23	
2	17	155.2	9.9	17	163.6	14.6	4	8.4	2.6	13.7	-1.47	7	17	7	41	21	
3	20	170.2	14.8	24	179.3	14.5	9	9.1	1.7	13.5	-1.81	3	20	5	25	30	
4	27	183.5	14.8	24	190.0	13.1	10	6.5	1.7	9.9	-1.65	5	27	10	37	28	

5	17	199.9	12.4	61	206.1	11.8	53	6.1	1.5	7.4	-0.80	21	17	8	47	45
6	23	198.3	15.0	12	206.3	12.7	23	8.1	2.3	5.6	1.51	94	23	14	61	61
7	15	210.6	10.5	48	211.9	11.5	35	1.3	1.9	4.6	-1.80	4	15	4	27	32
8	17	210.0	23.3	25	215.8	17.7	42	5.8	2.7	3.9	1.13	87	17	9	53	53

Reading



Explanatory Notes

** Calculations not provided because students have no MAP results in at least one of the terms. The Growth Count is zero.
 ‡ Growth Count provided reflects students with MAP results in both the Start and End terms. Observed Growth calculation is based on that student data.

Generated: 2/27/16, 11:23:42 AM

© NWEA 2016. MAP is a registered trademark. NWEA, MAP Growth and MAP Skills are trademarks of NWEA in the U.S. and in other countries.
 © Copyright 2010. National Governors Association Center for Best Practices and Council of Chief State School Officers. All rights reserved.

Page 2 of 3

nwea

map Student Growth Summary Report

GROWTH

Aggregate by School

Term: Fall 2015-2016
 District: Ball State University Office of Charter Schools

Norms Reference Data: 2015 Norms
 Growth Comparison Period: Fall 2014 - Fall 2015
 Weeks of Instruction: Start - 4 (Fall 2014)
 End - 4 (Fall 2015)

Grouping: None
 Small Group Display: No

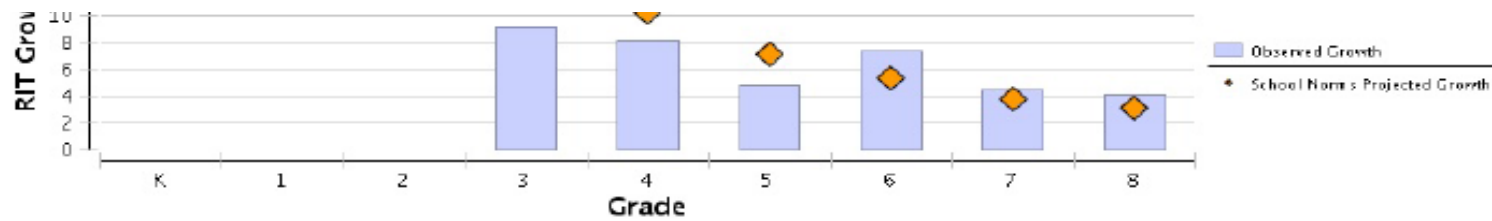
Xavier School of Excellence

Language Usage

Grade (Fall 2015)	Growth Count	Comparison Periods						Growth Evaluated Against								
		Fall 2014			Fall 2015			Growth		School Norms			Student Norms			
		Mean RIT	SD	Percentile	Mean RIT	SD	Percentile	Observed Growth	Observed Growth SE	Projected Growth	School Conditional Growth Index	School Conditional Growth Percentile	Count with Projection	Count Met Projection	Percent Met Projection	Student Median Conditional Growth Percentile
K	0	**			**			**					**			
1	0	**			**			**					**			
2	0	**			**			**					**			
3	23	172.0	14.6	35	181.1	12.3	9	9.1	2.4	15.0	-2.32	1	23	5	22	25
4	27	183.5	15.1	17	191.6	12.5	12	8.1	1.9	10.2	-1.05	15	27	12	44	42
5	16	197.4	13.7	41	202.2	10.8	27	4.8	2.3	7.1	-1.42	8	16	7	44	43
6	23	196.7	13.2	6	204.1	12.2	13	7.3	1.1	5.3	1.14	87	23	16	70	64
7	15	208.5	9.8	35	213.1	9.2	44	4.5	1.2	3.8	0.46	68	15	10	67	59
8	17	209.9	16.9	24	214.1	16.1	38	4.1	2.0	3.1	0.61	73	17	11	65	62

Language Usage





Explanatory Notes

** Calculations not provided because students have no MAP results in at least one of the terms. The Growth Count is zero.
 ‡ Growth Count provided reflects students with MAP results in both the Start and End terms. Observed Growth calculation is based on that student data.

Generated: 2/27/18, 11:23:42 AM

© NWEA 2018. MAP is a registered trademark. NWEA, MAP Growth and MAP Skills are trademarks of NWEA in the U.S. and in other countries.
 © Copyright 2010. National Governors Association Center for Best Practices and Council of Chief State School Officers. All rights reserved.

Page 3 of 3



map Student Growth Summary Report

GROWTH

Aggregate by School

Term: Fall 2015-2016
 District: Ball State University Office of Charter Schools

Norms Reference Data: 2015 Norms
 Growth Comparison Period: Fall 2014 - Fall 2015
 Weeks of Instruction: Start - 4 (Fall 2014)
 End - 4 (Fall 2015)

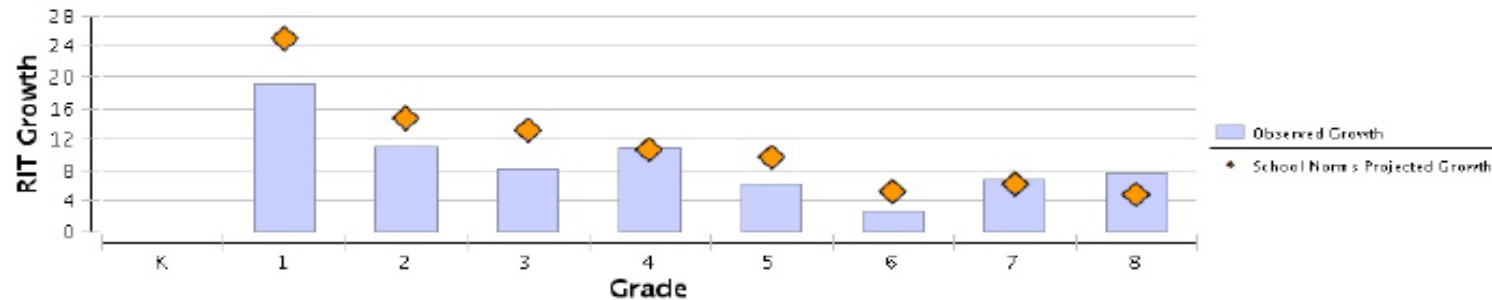
Grouping: None
 Small Group Display: No

Xavier School of Excellence

Mathematics

Grade (Fall 2015)	Growth Count	Comparison Periods						Growth Evaluated Against									
		Fall 2014			Fall 2015			Growth		School Norms			Student Norms				
		Mean RIT	SD	Percentile	Mean RIT	SD	Percentile	Observed Growth	Observed Growth SE	Projected Growth	School Conditional Growth Index	School Conditional Growth Percentile	Count with Projection	Count Met Projection	Percent Met Projection	Student Median Conditional Growth Percentile	
K	0	**			**			**					**				
1	23	135.9	8.6	28	155.3	7.5	11	19.4	1.3	25.0	-1.56	6	23	3	13	26	
2	16	157.8	14.0	21	168.8	11.1	8	11.1	2.6	14.9	-1.18	12	16	5	31	26	
3	23	174.1	8.6	32	182.3	10.3	8	8.2	1.4	13.3	-2.12	2	23	5	22	28	
4	27	180.3	10.1	4	191.3	11.9	4	11.0	1.4	10.7	0.16	56	27	16	59	53	
5	17	201.4	9.3	46	207.6	11.3	29	6.2	1.1	9.8	-2.11	2	17	5	29	32	
6	23	202.2	14.3	9	205.0	13.2	4	2.8	1.6	5.2	-1.16	12	23	11	48	35	
7	15	212.4	16.1	23	219.3	15.4	33	6.9	1.3	6.3	0.29	61	15	8	53	58	
8	17	213.1	18.8	11	220.6	18.2	26	7.5	1.7	4.9	1.39	92	17	9	53	60	

Mathematics



Explanatory Notes

** Calculations not provided because students have no MAP results in at least one of the terms. The Growth Count is zero.
 ‡ Growth Count provided reflects students with MAP results in both the Start and End terms. Observed Growth calculation is based on that student data.

Generated: 2/27/18, 11:23:42 AM

© NWEA 2018. MAP is a registered trademark. NWEA, MAP Growth and MAP Skills are trademarks of NWEA in the U.S. and in other countries.
 © Copyright 2010. National Governors Association Center for Best Practices and Council of Chief State School Officers. All rights reserved.

Page 1 of 3



2015-2016 NWEA Growth Summary



Student Growth Summary Report

Aggregate by School

Term: Fall 2015-2016
 District: Ball State University Office of Charter Schools

Norms Reference Data: 2015 Norms
 Growth Comparison Period: Fall 2014 - Fall 2015
 Weeks of Instruction: Start - 4 (Fall 2014)
 End - 4 (Fall 2015)

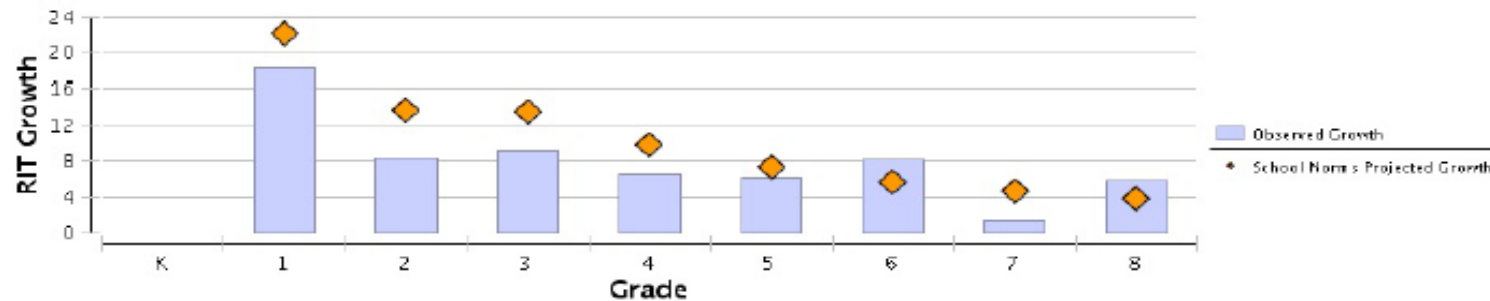
Grouping: None
 Small Group Display: No

Xavier School of Excellence

Reading

Grade (Fall 2015)	Growth Count	Comparison Periods						Growth			Growth Evaluated Against						
		Fall 2014			Fall 2015			Growth		School Norms			Student Norms		Student Median Conditional Growth Percentile		
		Mean RIT	SD	Percentile	Mean RIT	SD	Percentile	Observed Growth	Observed Growth SE	Projected Growth	School Conditional Growth Index	School Conditional Growth Percentile	Count with Projection	Count Met Projection		Percent Met Projection	
K	0	**			**			**					**				
1	22	137.6	9.3	28	155.8	7.1	20	18.2	1.6	22.1	-1.07	14	22	7	32	23	
2	17	155.2	9.9	17	163.6	14.6	4	8.4	2.6	13.7	-1.47	7	17	7	41	21	
3	20	170.2	14.8	24	179.3	14.5	9	9.1	1.7	13.5	-1.81	3	20	5	25	30	
4	27	183.5	14.8	24	190.0	13.1	10	6.5	1.7	9.9	-1.65	5	27	10	37	28	
5	17	199.9	12.4	61	206.1	11.8	53	6.1	1.5	7.4	-0.80	21	17	8	47	45	
6	23	198.3	15.0	12	206.3	12.7	23	8.1	2.3	5.6	1.51	94	23	14	61	61	
7	15	210.6	10.5	48	211.9	11.5	35	1.3	1.9	4.6	-1.80	4	15	4	27	32	
8	17	210.0	23.3	25	215.8	17.7	42	5.8	2.7	3.9	1.13	87	17	9	53	53	

Reading



Explanatory Notes

** Calculations not provided because students have no MAP results in at least one of the terms. The Growth Count is zero.
 ‡ Growth Count provided reflects students with MAP results in both the Start and End terms. Observed Growth calculation is based on that student data.



Student Growth Summary Report

Aggregate by School

Term: Fall 2015-2016
District: Ball State University Office of Charter Schools

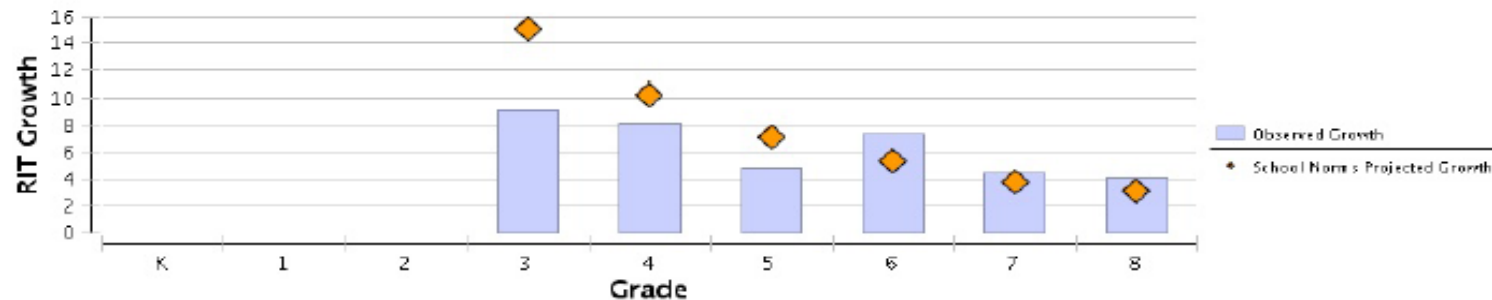
Norms Reference Data: 2015 Norms
Growth Comparison Period: Fall 2014 - Fall 2015
Weeks of Instruction: Start - 4 (Fall 2014)
End - 4 (Fall 2015)
Grouping: None
Small Group Display: No

Xavier School of Excellence

Language Usage

Grade (Fall 2015)	Growth Count	Comparison Periods						Growth Evaluated Against								
		Fall 2014			Fall 2015			Growth		School Norms			Student Norms			
		Mean RIT	SD	Percentile	Mean RIT	SD	Percentile	Observed Growth	Observed Growth SE	Projected Growth	School Conditional Growth Index	School Conditional Growth Percentile	Count with Projection	Count Met Projection	Percent Met Projection	Student Median Conditional Growth Percentile
K	0	**			**			**					**			
1	0	**			**			**					**			
2	0	**			**			**					**			
3	23	172.0	14.6	35	181.1	12.3	9	9.1	2.4	15.0	-2.32	1	23	5	22	25
4	27	183.5	15.1	17	191.6	12.5	12	8.1	1.9	10.2	-1.05	15	27	12	44	42
5	16	197.4	13.7	41	202.2	10.8	27	4.8	2.3	7.1	-1.42	8	16	7	44	43
6	23	196.7	13.2	6	204.1	12.2	13	7.3	1.1	5.3	1.14	87	23	16	70	64
7	15	208.5	9.8	35	213.1	9.2	44	4.5	1.2	3.8	0.46	68	15	10	67	59
8	17	209.9	16.9	24	214.1	16.1	38	4.1	2.0	3.1	0.61	73	17	11	65	62

Language Usage



Explanatory Notes

** Calculations not provided because students have no MAP results in at least one of the terms. The Growth Count is zero.
‡ Growth Count provided reflects students with MAP results in both the Start and End terms. Observed Growth calculation is based on that student data.

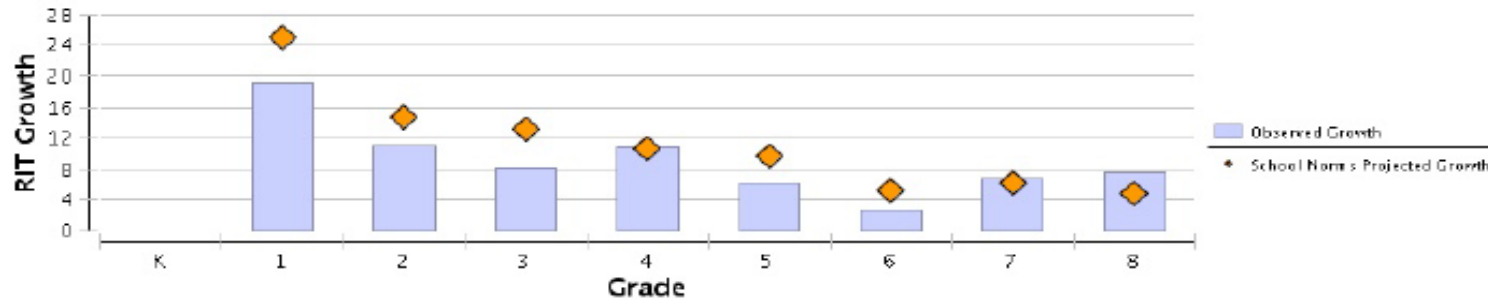


Xavier School of Excellence

Mathematics

Grade (Fall 2015)	Growth Count	Comparison Periods							Growth Evaluated Against								
		Fall 2014			Fall 2015			Growth		School Norms			Student Norms				
		Mean RIT	SD	Percentile	Mean RIT	SD	Percentile	Observed Growth	Observed Growth SE	Projected Growth	School Conditional Growth Index	School Conditional Growth Percentile	Count with Projection	Count Met Projection	Percent Met Projection	Student Median Conditional Growth Percentile	
K	0	**			**			**					**				
1	23	135.9	8.6	28	155.3	7.5	11	19.4	1.3	25.0	-1.56	6	23	3	13	26	
2	16	157.8	14.0	21	168.8	11.1	8	11.1	2.6	14.9	-1.18	12	16	5	31	26	
3	23	174.1	8.6	32	182.3	10.3	8	8.2	1.4	13.3	-2.12	2	23	5	22	28	
4	27	180.3	10.1	4	191.3	11.9	4	11.0	1.4	10.7	0.16	56	27	16	59	53	
5	17	201.4	9.3	46	207.6	11.3	29	6.2	1.1	9.8	-2.11	2	17	5	29	32	
6	23	202.2	14.3	9	205.0	13.2	4	2.8	1.6	5.2	-1.16	12	23	11	48	35	
7	15	212.4	16.1	23	219.3	15.4	33	6.9	1.3	6.3	0.29	61	15	8	53	58	
8	17	213.1	18.8	11	220.6	18.2	26	7.5	1.7	4.9	1.39	92	17	9	53	60	

Mathematics



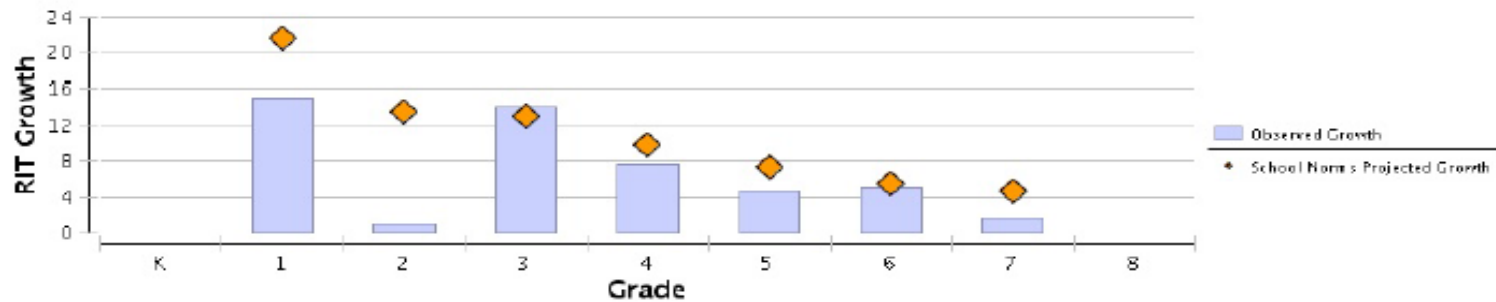
Explanatory Notes
 ** Calculations not provided because students have no MAP results in at least one of the terms. The Growth Count is zero.
 ‡ Growth Count provided reflects students with MAP results in both the Start and End terms. Observed Growth calculation is based on that student data.

2016-2017 NWEA Growth Summary

Xavier School of Excellence

Reading		Comparison Periods							Growth Evaluated Against							
		Fall 2015			Fall 2016			Growth		School Norms			Student Norms			
		Mean RIT	SD	Percentile	Mean RIT	SD	Percentile	Observed Growth	Observed Growth SE	Projected Growth	School Conditional Growth Index	School Conditional Growth Percentile	Count with Projection	Count Met Projection	Percent Met Projection	Student Median Conditional Growth Percentile
Grade (Fall 2016)	Growth Count															
K	0	**			**			**					**			
1	15	140.4	9.1	46	155.5	11.1	19	15.1	1.2	21.6	-1.76	4	15	2	13	19
2	19	153.8	7.9	12	154.8	7.8	1	1.0	2.4	13.6	-3.53	1	19	2	11	7
3	15	159.1	9.6	1	173.1	14.0	1	14.1	3.5	13.1	0.38	65	15	7	47	36
4	18	185.0	11.5	31	192.7	10.0	20	7.7	1.7	9.9	-1.07	14	18	8	44	36
5	26	187.5	14.9	5	192.2	16.5	2	4.7	1.7	7.3	-1.70	4	26	11	42	41
6	13	201.8	14.5	27	206.8	16.7	25	5.0	2.1	5.5	-0.34	37	13	6	46	27
7	18	209.7	12.3	42	211.4	11.4	32	1.7	1.9	4.6	-1.58	6	18	6	33	31
8	9	*			*			*					*			

Reading



Explanatory Notes
 * Summaries for groups of fewer than 10 students are not shown, as the sample size may be too small for acceptable statistical reliability.
 ** Calculations not provided because students have no MAP results in at least one of the terms. The Growth Count is zero.
 ‡ Growth Count provided reflects students with MAP results in both the Start and End terms. Observed Growth calculation is based on that student data.

map Student Growth Summary Report

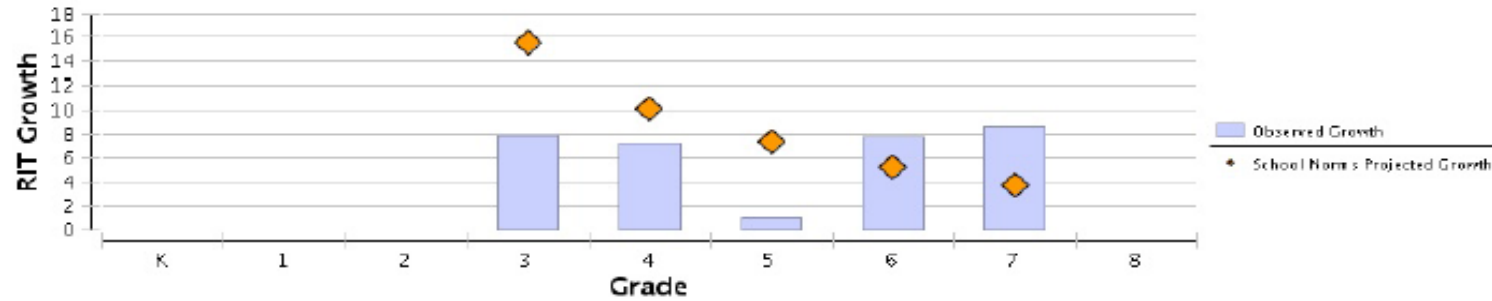
Aggregate by School | Term: Fall 2016-2017 | District: Ball State University Office of Charter Schools | Norms Reference Data: 2015 Norms | Growth Comparison Period: Fall 2015 - Fall 2016 | Weeks of Instruction: Start - 4 (Fall 2015), End - 4 (Fall 2016) | Grouping: None | Small Group Display: No

Xavier School of Excellence

Language Usage		Comparison Periods							Growth Evaluated Against							
		Fall 2015			Fall 2016			Growth		School Norms			Student Norms			
		Mean RIT	SD	Percentile	Mean RIT	SD	Percentile	Observed Growth	Observed Growth SE	Projected Growth	School Conditional Growth Index	School Conditional Growth Percentile	Count with Projection	Count Met Projection	Percent Met Projection	Student Median Conditional Growth Percentile
Grade (Fall 2016)	Growth Count															
K	0	**			**			**					**			

1	0	**			**			**				**				
2	0	**			**			**				**				
3	15	165.1	10.8	8	172.9	8.4	1	7.9	2.7	15.5	-3.03	1	15	2	13	19
4	18	182.6	12.5	14	189.9	13.8	7	7.3	4.1	10.2	-1.48	7	18	8	44	40
5	26	189.8	14.6	7	190.8	13.4	1	1.0	2.3	7.4	-3.94	1	26	5	19	14
6	13	201.6	13.8	24	209.5	11.5	42	7.8	2.0	5.3	1.44	32	13	8	62	68
7	18	206.7	10.6	24	215.3	9.3	59	8.6	1.9	3.7	2.72	39	18	12	67	70
8	9	*			*			*				*				

Language Usage



Explanatory Notes

* Summaries for groups of fewer than 10 students are not shown, as the sample size may be too small for acceptable statistical reliability.
 ** Calculations not provided because students have no MAP results in at least one of the terms. The Growth Count is zero.
 ‡ Growth Count provided reflects students with MAP results in both the Start and End terms. Observed Growth calculation is based on that student data.

Generated: 2/27/18, 11:34:43 AM

© NWEA 2018. MAP is a registered trademark. NWEA, MAP Growth and MAP Skills are trademarks of NWEA in the U.S. and in other countries.
 © Copyright 2010. National Governors Association Center for Best Practices and Council of Chief State School Officers. All rights reserved.

Page 3 of 3



Student Growth Summary Report

Aggregate by School

Term: Fall 2016-2017
 District: Ball State University Office of Charter Schools

Norms Reference Data: 2015 Norms
 Growth Comparison Period: Fall 2015 - Fall 2016
 Weeks of Instruction: Start - 4 (Fall 2015)
 End - 4 (Fall 2016)

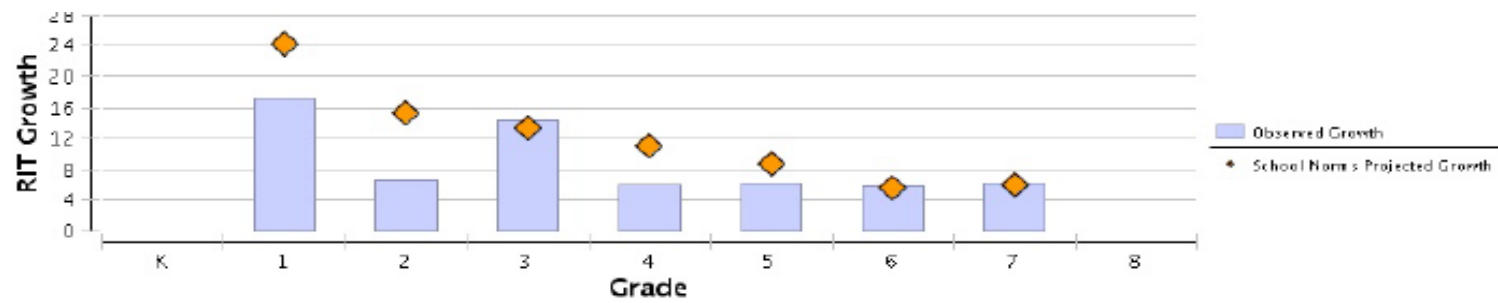
Grouping: None
 Small Group Display: No

Xavier School of Excellence

Mathematics

Grade (Fall 2016)	Growth Count‡	Comparison Periods						Growth Evaluated Against								
		Fall 2015			Fall 2016			Growth		School Norms			Student Norms			
		Mean RIT	SD	Percentile	Mean RIT	SD	Percentile	Observed Growth	Observed Growth SE	Projected Growth	School Conditional Growth Index	School Conditional Growth Percentile	Count with Projection	Count Met Projection	Percent Met Projection	Student Median Conditional Growth Percentile
K	0	**			**			**					**			
1	13	139.6	11.3	47	157.0	13.8	17	17.4	1.9	24.1	-1.87	3	13	4	31	25
2	17	151.6	12.1	3	158.4	9.4	1	6.7	3.2	15.4	-2.57	1	17	5	29	13
3	15	165.7	10.1	4	181.1	10.5	6	14.5	2.5	13.4	0.41	66	15	9	60	65
4	16	186.4	9.6	25	192.4	7.3	6	6.0	1.7	11.1	-2.56	1	16	3	19	16
5	24	190.0	12.0	3	196.2	10.0	1	6.2	1.9	8.8	-1.50	7	24	9	38	28
6	13	208.3	17.4	33	214.2	16.6	32	5.9	2.1	5.7	0.09	54	13	6	46	35
7	18	207.8	13.3	9	213.9	10.6	13	6.2	1.8	6.0	0.04	52	18	8	44	47
8	9	*			*			*				*	*			

Mathematics



Explanatory Notes

* Summaries for groups of fewer than 10 students are not shown, as the sample size may be too small for acceptable statistical reliability.

** Calculations not provided because students have no MAP results in at least one of the terms. The Growth Count is zero.

‡ Growth Count provided reflects students with MAP results in both the Start and End terms. Observed Growth calculation is based on that student data.

Attachment 12 Written Acknowledgement of Current Authorizer

Email from Ms. Katie M. Williams JD March 5, 2018 11:12 AM EST

“Good Morning Mrs. Smith,

Dr. Marra has requested that I address this. Per protocol, final review must be completed before a response is sent.

Please let me know if you have any questions.

Sincerely,

Katie M. Williams-Briles, J.D.

Compliance and Special Education Coordinator

Ball State University – Office of Charter Schools

Teacher’s College, TC912

Muncie, IN 47305

Ph: 765.285.1329

Fax: 765.285.9873

kmwilliamsbr@bsu.edu”

Section III

Attachment 13 Additional Information Required for Schools Who Have Received Notice of Charter Termination or Nonrenewal

Additional Information Required for Schools Who Have Received Notice of Charter Termination or Nonrenewal

An explanation of why the current authorizer is terminating or not renewing the charter school's current charter agreement. Please include all correspondence, notices, findings, audits, and any other documentation related to the authorizer's decision to terminate or non-renew.

Per the Ball State University, OCS letter, Xavier School of Excellence is not being renewed based on the following information:

Declining ISTEP scores

Low NWEA Performance amongst lower grades

Poor organizational and financial performance

We are attaching the information provided to us from Ball State University, OCS stating their reasoning for nonrenewal. The information is based on financial audits provided from Donovan's perspective and evaluation from AdvancEd. We of course do not agree with all of the findings and do not believe them to be accurate. We have screenshots of conversation with Ball State University, OCS as well as documents that were in fact submitted and uploaded to their portal.

Xavier School of Excellence went through a great change during the year of their renewal. When the former principal resigned, teachers as well as grade level chair persons left with her due to the fear of the school closing.

This past year began with a difficult start with staffing as well as enrollment due to a phone call being made to public school districts as well as surrounding charter schools to inform them that Xavier School of Excellence was closing. Ball State University, OCS contacted news stations as well. This false information lead our families and staff to believe that Ball State University, OCS was terminating our charter before the renewal audits and evaluations were conducted. While we are grateful for the past relationships we've had with Ball State University, OCS, we are determined and look forward to working with another authorizer whose mission and vision aligns with ours which is to create lifelong learners that will positively affect the world one by one.

A statement describing the school's history of compliance (or non-compliance) with all applicable laws and its current charter.

Xavier School of Excellence has not been in non-compliance with applicable laws nor with its current charter.

A description of how the governing board has or plans to address the issues raised by the charter school's current authorizer leading to the authorizer's decision to terminate or non-renew the school's current charter agreement. Please include any documents (e.g., board resolutions, correspondence, contracts, etc.) related to changes made by the governing board to address such deficiencies.

The governing board plans to correct the accurate findings and to receive board training that Ball State University, OCS failed to provide. The governing board as well as the leadership team have had several conversations with Phalen Leadership Academies. If Xavier School of Excellence receives a charter from Indiana Charter School Board, we would like to partner with Phalen Leadership Academies to provide professional developments to staff and to apply some of their academic approaches and practices.