



Table of Contents



| | |
|---|-----|
| Indiana Racetracks & OTBs..... | 3-4 |
| Commissioners & Staff..... | 5 |
| Live Racing Handle at Tracks..... | 6 |
| Live Handle | |
| Simulcast Handle | |
| In-State Handle | |
| Wagering Handle..... | 7 |
| Distribution of the Wagering Dollar..... | 8 |
| Revenues & Fees..... | 9 |
| State Revenues | |
| Distribution of Breakage to Breed Development | |
| Advanced Deposit Wagering Fees Received or Held | |
| Occupational Licensing..... | 10 |
| Drug Testing..... | 11 |
| Breed Development Program Information..... | 12 |
| Program Committee Members | |
| Award & Purse Distributions | |
| Indiana Bred & Sired Statistics..... | 13 |
| Racino Slot Revenue Allocation..... | 14 |
| Contact Information..... | 15 |

Indiana Racetracks & OTBs

Harrahs[®]

HOOSIER PARK RACING & CASINO

Mailing Address

4500 Dan Patch Circle
Anderson, Indiana 46013
Telephone: 765-642-RACE (7223)
Fax: 765-683-2599

Track Stats

Grandstand Seating Capacity: 1,750
Barn Area Stall Space: 980
Length of Track: 7/8 mile, Width: 90 feet

Meet Period

March 22 - November 30, 2024
160 Standardbred race days

Post Time

Tuesday - Friday: 6:15 p.m.
Saturday: 7 p.m. and 7:20 p.m. (special nights)

Off Track Betting Parlor Locations

Winner's Circle OTB

1304 Minnich Road, New Haven, Indiana
260-490-9006

Winner's Circle OTB

20 N Pennsylvania St. Ste 2, Indianapolis, Indiana
317-656-7223

March / April

| S | M | T | W | T | F | S |
|----|----|----|----|----|-------|-------|
| 24 | 25 | 26 | 27 | 28 | 22/29 | 23/30 |
| 31 | 1 | 2 | 3 | 4 | 5 | 6 |
| 7 | 8 | 9 | 10 | 11 | 12 | 13 |
| 14 | 15 | 16 | 17 | 18 | 19 | 20 |
| 21 | 22 | 23 | 24 | 25 | 26 | 27 |
| 28 | 29 | 30 | | | | |

May

| S | M | T | W | T | F | S |
|----|----|----|----|----|----|----|
| | | | 1 | 2 | 3 | 4 |
| 5 | 6 | 7 | 8 | 9 | 10 | 11 |
| 12 | 13 | 14 | 15 | 16 | 17 | 18 |
| 19 | 20 | 21 | 22 | 23 | 24 | 25 |
| 26 | 27 | 28 | 29 | 30 | 31 | |

June

| S | M | T | W | T | F | S |
|----|----|----|----|----|----|----|
| | | | | | | 1 |
| 2 | 3 | 4 | 5 | 6 | 7 | 8 |
| 9 | 10 | 11 | 12 | 13 | 14 | 15 |
| 16 | 17 | 18 | 19 | 20 | 21 | 22 |
| 23 | 24 | 25 | 26 | 27 | 28 | 29 |
| 30 | | | | | | |

July

| S | M | T | W | T | F | S |
|----|----|----|----|----|----|----|
| | 1 | 2 | 3 | 4 | 5 | 6 |
| 7 | 8 | 9 | 10 | 11 | 12 | 13 |
| 14 | 15 | 16 | 17 | 18 | 19 | 20 |
| 21 | 22 | 23 | 24 | 25 | 26 | 27 |
| 28 | 29 | 30 | 31 | | | |

August

| S | M | T | W | T | F | S |
|----|----|----|----|----|----|----|
| | | | | 1 | 2 | 3 |
| 4 | 5 | 6 | 7 | 8 | 9 | 10 |
| 11 | 12 | 13 | 14 | 15 | 16 | 17 |
| 18 | 19 | 20 | 21 | 22 | 23 | 24 |
| 25 | 26 | 27 | 28 | 29 | 30 | 31 |

September

| S | M | T | W | T | F | S |
|----|----|----|----|----|----|----|
| 1 | 2 | 3 | 4 | 5 | 6 | 7 |
| 8 | 9 | 10 | 11 | 12 | 13 | 14 |
| 15 | 16 | 17 | 18 | 19 | 20 | 21 |
| 22 | 23 | 24 | 25 | 26 | 27 | 28 |
| 29 | 30 | | | | | |

October

| S | M | T | W | T | F | S |
|----|----|----|----|----|----|----|
| | | 1 | 2 | 3 | 4 | 5 |
| 6 | 7 | 8 | 9 | 10 | 11 | 12 |
| 13 | 14 | 15 | 16 | 17 | 18 | 19 |
| 20 | 21 | 22 | 23 | 24 | 25 | 26 |
| 27 | 28 | 29 | 30 | 31 | | |

November

| S | M | T | W | T | F | S |
|----|----|----|----|----|----|----|
| | | | | | 1 | 2 |
| 3 | 4 | 5 | 6 | 7 | 8 | 9 |
| 10 | 11 | 12 | 13 | 14 | 15 | 16 |
| 17 | 18 | 19 | 20 | 21 | 22 | 23 |
| 24 | 25 | 26 | 27 | 28 | 29 | 30 |

Indiana Racetracks & OTBs



HORSESHOE[®] INDIANAPOLIS

Mailing Address

4200 N Michigan Road
Shelbyville, Indiana 46176
Telephone: 317-421-0000
Fax: 317-421-0100

Track Stats

Grandstand Seating Capacity: 800
Barn Area Stall Space: 948
Length of Track: 1 mile, Width: 80 feet
7 furlong turf course, Width: 98 feet

Meet Period

April 8 - November 14, 2024
123 race days (mixed meet)
117 Thoroughbred & QH days; 6 QH-only days

Off Track Betting Parlor Locations

Clarksville OTB

650 Eastern Blvd., Clarksville, Indiana 47129
812-473-89106

Post Time

Mon.-Fri.: 2:10 p.m.; Special nights : 12:00 p.m.;
Sat.: 10:45 a.m. (QH race days), 12:00 p.m. or 5:00 p.m.

April

| S | M | T | W | T | F | S |
|----|----|----|----|----|----|----|
| | 1 | 2 | 3 | 4 | 5 | 6 |
| 7 | 8 | 9 | 10 | 11 | 12 | 13 |
| 14 | 15 | 16 | 17 | 18 | 19 | 20 |
| 21 | 22 | 23 | 24 | 25 | 26 | 27 |
| 28 | 29 | 30 | | | | |

May

| S | M | T | W | T | F | S |
|----|----|----|----|----|----|----|
| | | | 1 | 2 | 3 | 4 |
| 5 | 6 | 7 | 8 | 9 | 10 | 11 |
| 12 | 13 | 14 | 15 | 16 | 17 | 18 |
| 19 | 20 | 21 | 22 | 23 | 24 | 25 |
| 26 | 27 | 28 | 29 | 30 | 31 | |

June

| S | M | T | W | T | F | S |
|----|----|----|----|----|----|----|
| | | | | | | 1 |
| 2 | 3 | 4 | 5 | 6 | 7 | 8 |
| 9 | 10 | 11 | 12 | 13 | 14 | 15 |
| 16 | 17 | 18 | 19 | 20 | 21 | 22 |
| 23 | 24 | 25 | 26 | 27 | 28 | 29 |
| 30 | | | | | | |

July

| S | M | T | W | T | F | S |
|----|----|----|----|----|----|----|
| | 1 | 2 | 3 | 4 | 5 | 6 |
| 7 | 8 | 9 | 10 | 11 | 12 | 13 |
| 14 | 15 | 16 | 17 | 18 | 19 | 20 |
| 21 | 22 | 23 | 24 | 25 | 26 | 27 |
| 28 | 29 | 30 | 31 | | | |

August

| S | M | T | W | T | F | S |
|----|----|----|----|----|----|----|
| | | | | 1 | 2 | 3 |
| 4 | 5 | 6 | 7 | 8 | 9 | 10 |
| 11 | 12 | 13 | 14 | 15 | 16 | 17 |
| 18 | 19 | 20 | 21 | 22 | 23 | 24 |
| 25 | 26 | 27 | 28 | 29 | 30 | 31 |

September

| S | M | T | W | T | F | S |
|----|----|----|----|----|----|----|
| 1 | 2 | 3 | 4 | 5 | 6 | 7 |
| 8 | 9 | 10 | 11 | 12 | 13 | 14 |
| 15 | 16 | 17 | 18 | 19 | 20 | 21 |
| 22 | 23 | 24 | 25 | 26 | 27 | 28 |
| 29 | 30 | | | | | |

October

| S | M | T | W | T | F | S |
|----|----|----|----|----|----|----|
| | | 1 | 2 | 3 | 4 | 5 |
| 6 | 7 | 8 | 9 | 10 | 11 | 12 |
| 13 | 14 | 15 | 16 | 17 | 18 | 19 |
| 20 | 21 | 22 | 23 | 24 | 25 | 26 |
| 27 | 28 | 29 | 30 | 31 | | |

November

| S | M | T | W | T | F | S |
|----|----|----|----|----|----|----|
| | | | | | 1 | 2 |
| 3 | 4 | 5 | 6 | 7 | 8 | 9 |
| 10 | 11 | 12 | 13 | 14 | 15 | 16 |
| 17 | 18 | 19 | 20 | 21 | 22 | 23 |
| 24 | 25 | 26 | 27 | 28 | 29 | 30 |

Commissioners & Staff

Commissioners



| | |
|------------------------|----------|
| Philip Borst, DVM..... | Chairman |
| Bill Estes..... | Member |
| Gus Levensgood..... | Member |
| Bill McCarty..... | Member |
| Becca McCuaig..... | Member |

Commission Senior Staff

| | |
|---------------------------|--|
| Deena Pitman..... | Executive Director |
| (Vacant)..... | Assistant Executive Director |
| Wendi Samuelson-Dull..... | Chief Financial Officer |
| Jessica Barnes..... | Director of Racing & Breed Development |
| David Rothenberg..... | General Counsel |
| Matthew Eggiman..... | Deputy General Counsel |
| Mike Morris..... | Director of Security |
| Dr. Kerry Peterson..... | Equine Medical Director |
| Doug Blackshear..... | Controller |

Coordinating Support Staff

| | |
|----------------------|--|
| Joyse Banister..... | Standardbred Breed Development Coordinator |
| Erick Corado..... | Thoroughbred & Quarter Horse Breed Development Coordinator |
| Jennifer Tuttle..... | Breed Development Residency Coordinator |
| (Vacant)..... | Communications Coordinator |
| Alyssa Turpin..... | Breed Development Inspector |
| Cheryl Raney..... | Accountant |
| Cindy Gordon..... | Administrative Assistant |

Race Track Staff

| | |
|-----------------------|---|
| Joseph Hunt..... | Investigator |
| Jeffrey Freeman..... | Investigator |
| Steven Schafer..... | Investigator |
| (Vacant)..... | Investigator |
| Karla Vaughn..... | Racing Inspector/Accountant |
| Abi Meister..... | Horseshoe Indianapolis/Harrah's Hoosier Park Licensing Supervisor |
| Elizabeth Hewitt..... | Harrah's Hoosier Park Licensing Manager |
| Erin Hardebeck..... | Horseshoe Indianapolis Licensing Manager |
| Stephanie Adams..... | Horseshoe Indianapolis Test Barn Administrator |
| Karen Rash, RVT..... | Harrah's Hoosier Park Test Barn Administrator |

Standardbred Judges

| | |
|----------------------|-----------------|
| Kevin Gumm..... | Presiding Judge |
| Tom Hope..... | Associate Judge |
| Myles Linderman..... | Associate Judge |
| Brian Barnes..... | Associate Judge |

Thoroughbred Stewards

| | |
|-------------------|----------------------|
| Eric Smith..... | Senior State Steward |
| James Lages..... | Associate Steward |
| Trish Bowman..... | Associate Steward |

Veterinarians / Technicians

| | |
|-------------------------------|-------------------------|
| Anthony Dalessandro, DVM..... | Commission Veterinarian |
| Yvonne Stephens, RVT..... | Veterinary Technician |
| Anne Tresser, RVT..... | Veterinary Technician |

Live Racing Handle at Tracks

Live Handle

| | Harrah's Hoosier Park (Standardbred) | Horseshoe Indianapolis (Thoroughbred) | Horseshoe Indianapolis (Quarter Horse) |
|---------------------------------------|---|--|---|
| Number of Dates | 158 | 115 | 220(Races) ³ |
| Total Handle | \$2,030,231 | \$2,130,602 | \$485,995 |
| Avg. Daily Handle | \$12,850 | \$18,527 | \$2,209 |
| Total Live Handle: \$4,646,828 | | | |

Simulcast Handle¹

| | Export Handle | Average Daily Export Handle |
|--|---------------|-----------------------------|
| Standardbred | \$99,048,005 | \$626,886 |
| Thoroughbred | \$257,255,135 | \$2,237,001 |
| *Quarter Horse | \$24,577,395 | \$111,715 |
| Total Simulcast Handle: \$380,880,535 | | |

In-State Handle²

| | Harrah's Hoosier Park | Horseshoe Indianapolis | Total |
|-----------------------|-----------------------|------------------------|--------------|
| Standardbred | \$2,974,260 | \$2,299,663 | \$5,273,923 |
| Thoroughbred/QH | \$13,230,568 | \$13,996,607 | \$27,227,175 |
| Total In-State Handle | \$16,204,828 | \$16,296,270 | \$32,501,098 |

¹ Harrah's Hoosier Park wagered \$515,632 on Horseshoe Indianapolis' Thoroughbred and Quarter Horse simulcast signal. Horseshoe Indianapolis wagered \$258,295 on Harrah's Hoosier Park's Standardbred simulcast signal. These handle numbers are included in the "Export Handle" above by source of signal and in "In-State Handle" by location of wager.

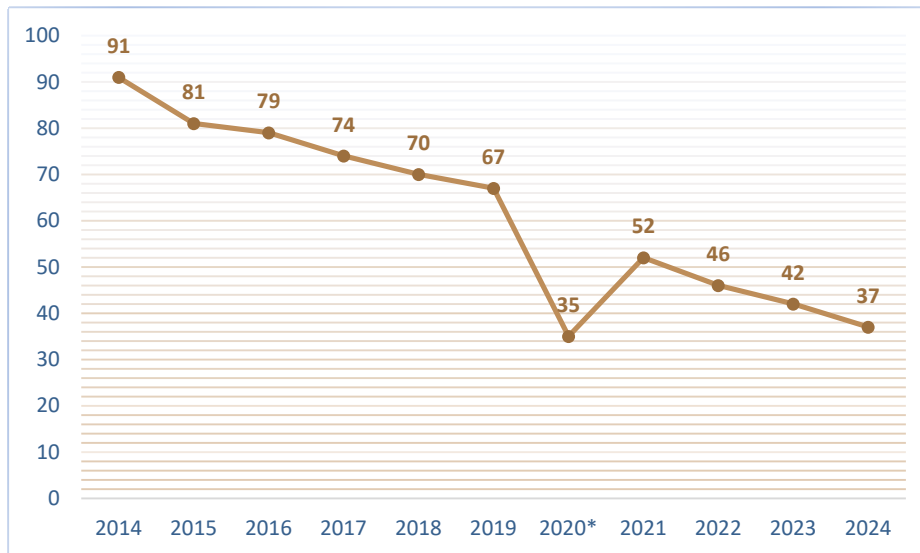
² Handle at Indiana OTB's on racing originating in-state is accounted for in "In-State Handle" source of wager (i.e. Hoosier Park's OTB handle on Hoosier Park's live racing is attributed to Hoosier Park).

³ Quarter Horse handle is calculated on a per race basis, not daily.

Wagering Handle

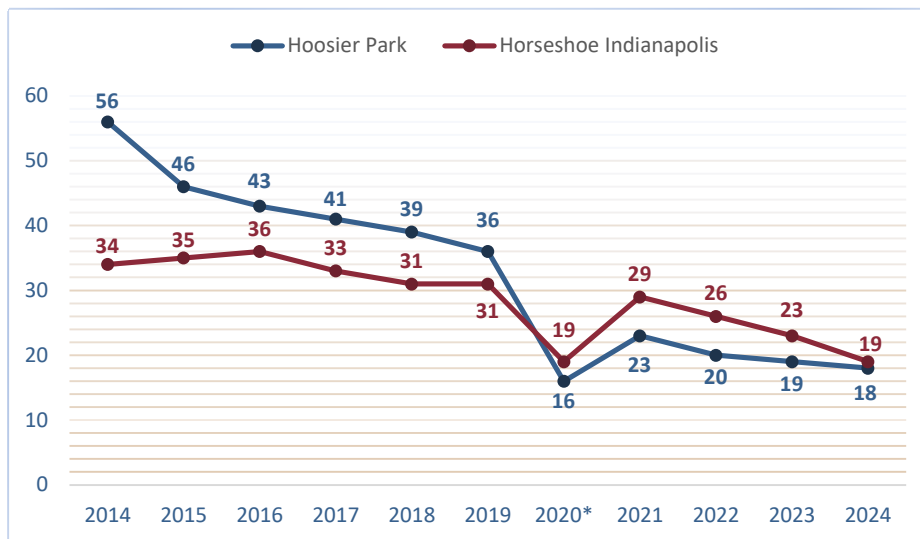
Total In-State Handle

Previous 10 years. Values are in millions of dollars.



Total Handle by Track

Previous 10 years. Values are in millions of dollars.



(Handle - money wagered by the betting public on pari-mutuel races within the state of Indiana.)

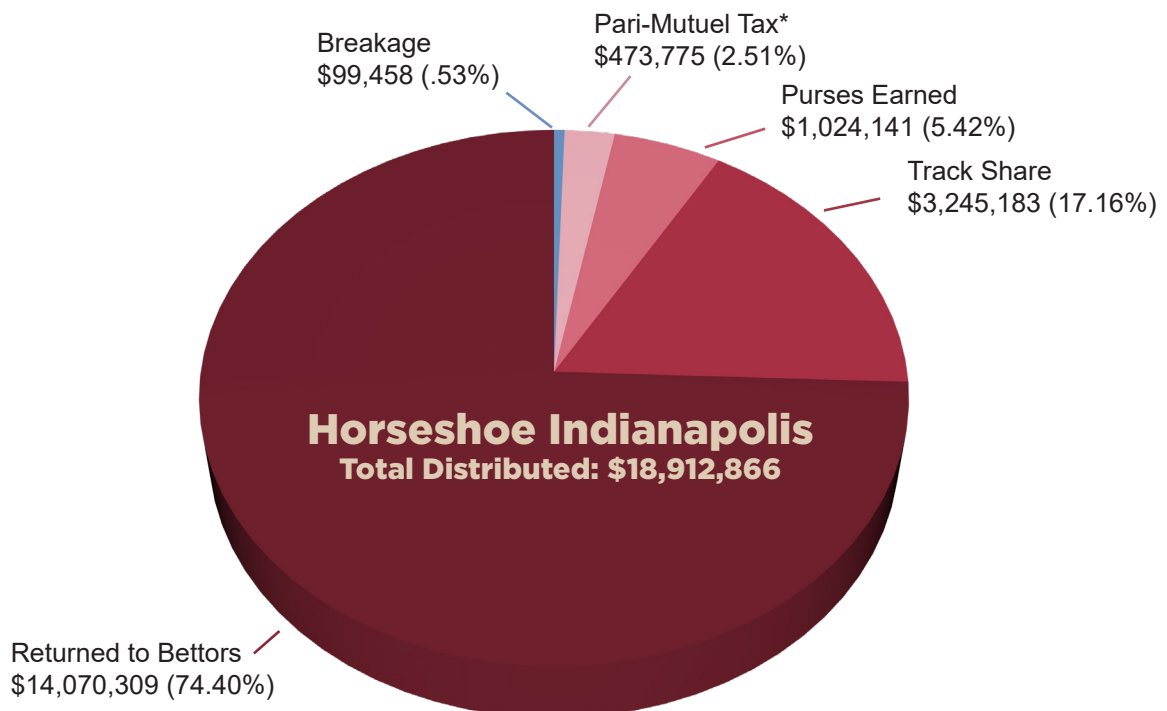
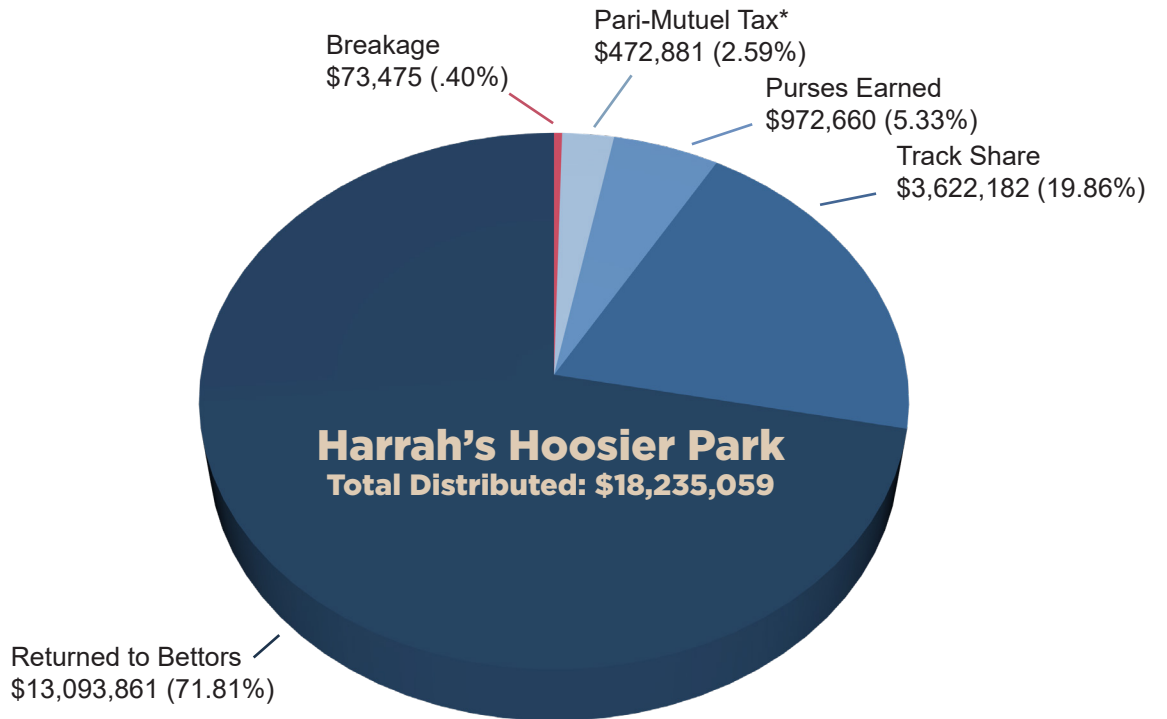
*Decrease in handle for year 2020 due to statewide COVID-19 racetrack closures and limited capacity reopening.

The charts above reflect the last 10 years' worth of statistics. For prior history, please visit our website at www.in.gov/2335.htm

Distribution of the Wagering Dollar

The following is a breakdown of the distribution of all money wagered at Harrah's Hoosier Park and Horseshoe Indianapolis, as well as their satellite facilities:

Pari-Mutuel Tax - includes satellite facility tax. Breakage - the difference in the rounding off of pari-mutuel payoffs.



Revenues & Fees

State Revenues

The following revenue is collected in accordance with pari-mutuel statute IC 4-31 and gaming statute IC 4-35. Funds noted with an asterisk are directed by statute to the state's General Fund:

| | Harrah's Hoosier Park | Horseshoe Indianapolis |
|--|-----------------------|------------------------|
| Pari-Mutuel Tax | \$418,791 | \$426,016 |
| .45% of Adjusted Gross Receipts | \$1,064,840 | \$1,489,420 |
| Track Reimbursement for Officials | \$538,795 | \$437,114 |
| Occupational License Fees | \$54,917 | \$229,409 |
| Satellite Facility Fee ¹ (1/2% on OTB handle) | \$54,090 | \$47,759 |
| Breakage | \$73,475 | \$99,458 |
| Fines and Civil Penalties Paid | \$47,400 | \$31,750 |
| Outstanding Tickets ² | \$108,563 | \$139,737 |
| Track Permit and License Fees | \$7,000 | \$6,000 |
| Totals | \$2,367,871 | \$2,906,663 |

Total State Revenues: \$5,273,534

¹ 50% to livestock industry promotion & development fund & 50% to State Fair Commission ² Breakages and Outstanding Tickets deposited into Breed Development Fund per IC 4-31-11; Breakages – the difference in rounding off of pari-mutuel payoffs; Outstanding ticket revenue is based on tickets purchased in 2023 which expired in 2024.

The IHRC's operating fund expenditures for calendar year 2024 were \$2,495,489 prior to receiving any allowable reimbursements.

Distribution of Breakage to Breed Development

| | Fund 34320 Standardbred | Fund 34330 Thoroughbred | Fund 34340 Quarter Horse | Totals |
|------------------------|----------------------------|----------------------------|-----------------------------|-----------|
| Hoosier Park | \$33,799 | \$33,799 | \$5,878 | \$73,476 |
| Horseshoe Indianapolis | \$45,750 | \$45,750 | \$7,957 | \$99,457 |
| Total | \$79,549 | \$79,549 | \$13,835 | \$172,933 |
| Percent | 46.00% | 46.00% | 8.00% | |

Advance Deposit Wagering (ADW) Fees Received or Held

| | 2022 | 2023 | 2024 | Total |
|---|-------------|-------------|-------------|-------------|
| 25% Promote Horse Racing at State & County Fairs | \$652,202 | \$679,358 | \$673,538 | \$2,005,098 |
| 75% Promote and Encourage Indiana Horse Owner and Horse Trainer Participation | | | | |
| Quarter Horse Association 8% | \$156,529 | \$163,046 | \$161,649 | \$481,224 |
| Standardbred Owners & Trainers 46% | \$900,039 | \$937,514 | \$929,482 | \$2,767,035 |
| Thoroughbred Owners & Trainers 36.8% | \$720,031 | \$750,011 | \$743,585 | \$2,213,627 |
| Thoroughbred Owners & Breeders 9.2% | \$180,008 | \$187,502 | \$185,896 | \$553,406 |
| Total | \$1,956,607 | \$2,038,073 | \$2,020,612 | \$6,015,292 |

Payments received in calendar year 2024 - ADW handle generated November 2023 – October 2024

Occupational Licensing

Pursuant to IC 4-31-6 and 71 IAC 5-1-1, all persons participating in pari-mutuel racing under the jurisdiction of the Commission are required to be licensed. The licensing process is the backbone of the Commission's regulatory efforts. Each prospective licensee is fingerprinted.

The Federal Bureau of Investigation provides the Commission with criminal histories of all applicants. The Commission may refuse or deny the application for licensure of any person whose criminal or racing violation record is contrary to the public's best interest.

2024

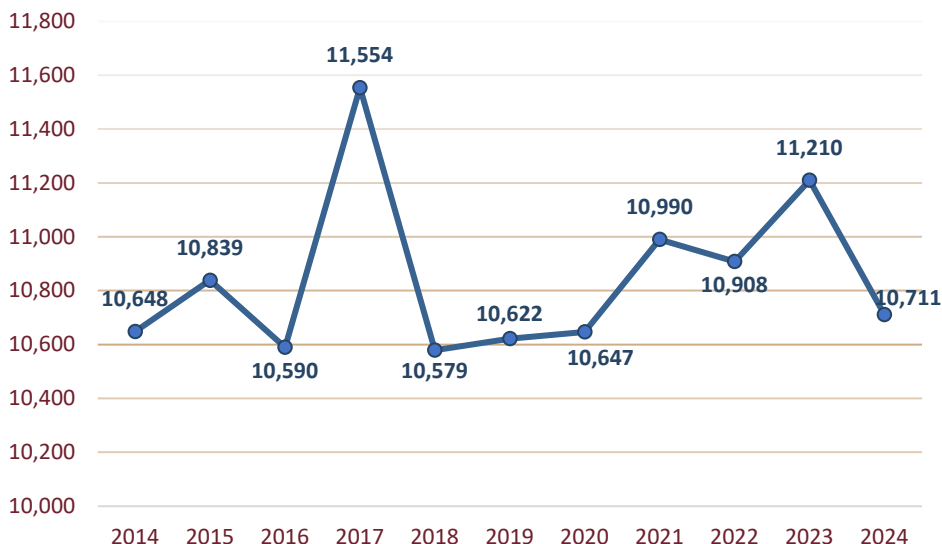
| Category | Count |
|---------------------|-------|
| Owner | 4,641 |
| Stable Name | 1,242 |
| Groom | 1,057 |
| Trainer | 887 |
| Track Employee | 874 |
| Driver | 248 |
| Vendor Employee | 247 |
| Track Security | 244 |
| Jockey | 169 |
| Assistant Trainer | 160 |
| Hotwalker | 139 |
| Exercise Rider | 122 |
| Pari-Mutuel Clerk | 109 |
| Commission Employee | 77 |

| Category | Count |
|-----------------------|-------|
| Vendor Contractor | 65 |
| Transporter | 63 |
| Track Management | 49 |
| Qualifying Driver | 33 |
| Racing Official | 31 |
| Pony Person | 28 |
| Farrier | 22 |
| Claimer | 21 |
| Jockey Agent | 20 |
| Track Veterinarian | 17 |
| Apprentice Jockey | 16 |
| Veterinarian's Helper | 16 |
| Credential | 12 |
| Valet | 12 |

| Category | Count |
|--------------------------|-------|
| Spouse | 11 |
| Starting Gate Crew | 11 |
| ISA Employee | 10 |
| Outrider | 10 |
| Practicing Veterinarian | 10 |
| Farrier's Assistant | 9 |
| Authorized Agent | 7 |
| HBPA Employee | 7 |
| Equine Massage Therapist | 6 |
| Breed Development Comm. | 3 |
| Youth Camp | 3 |
| Horsemen's Bookkeeper | 2 |
| Massage Helper | 1 |

Total Licenses: 10,711

Licenses Issued Previous 10 Years



2024 License Numbers

| Total | Probationary | Refused |
|--------|--------------|---------|
| 10,711 | 31 | 6 |

Graph at left shows the previous 10 years' worth of licensing statistics. For prior years, please visit the Annual Report Archive section on our website at www.in.gov/hrc/2335.htm.

Drug Testing

Pari-mutuel horse racing can succeed as a legitimate major league sport only if its races are perceived by the wagering public to be honest, competitive contests, free from manipulation by man or drugs. The Commission's drug detection program is one of the nation's most comprehensive and its laboratory, one of the most respected in the racing industry.

| Breed | Race Dates | Urine | Blood | Positive Tests |
|---------------|----------------------|-------|-------|----------------|
| Standardbred | 160 + 1 qualifier | 1,972 | 2,621 | 16* |
| Quarter Horse | 123** | 243 | 275 | 1*** |
| Total | | | | 17 |

The Commission's assessed penalties for equine positives are determined based upon national industry standards set by the ARCI Uniform Classification Guidelines for Foreign Substances and Recommended Penalties Rule.

In 2024 Industrial Laboratory in Denver, Colorado, served as the Commission's primary laboratory for Standardbred and Quarter Horses testing. Thoroughbred testing was overseen by HIWU.

* Hoosier Park:12; Indiana Fairs:4

** TB/QH Race Days: 120 (3 days cancelled)

***One Quarter Horse tested positive for two drugs

The following table represents a further breakdown, by breed, of the name and types of drugs reported by the laboratory.

| SB | SB Fairs | QH | ARCI Drug Classification | Drug Type | Drug Class | Penalty Class |
|----|----------|----|--------------------------|-------------------------------|------------|---------------|
| 1 | | | ADB-Fubinaca | Synthetic Cannabinoid | 1 | A |
| | | 1 | Lidocaine | Local Anesthetic | 2 | B |
| 1 | | | 3-Hydroxylidocaine | Local Anesthetic | 2 | B |
| 1 | | | Toltrazuril | Antiparasitic | 2 | B |
| 1 | | | Boldenone | Anabolic-Androgenic Steroid | 3 | B |
| 2 | | | Cobalt | Trace Element | 3 | B1 |
| | 2 | | Gabapentin | Anticonvulsant | 3 | B |
| 3 | 1 | 1 | Dexamethasone | Corticosteroid | 4 | C |
| 1 | | | 5-Hydroxydantrolene | Muscle Relaxant | 4 | C |
| 1 | 1 | | Phenylbutazon | Non-Steroidal Anti-Inflammant | 4 | C |
| 1 | | | Omeprazole | Anti-Ulcer | 5 | D |
| 12 | 4 | 2 | Total | | | |

Total: 11 drugs; 17 positive horses

(SB = Standardbred; SB Fairs = Standardbred Fairs; TB = Thoroughbred; QH = Quarter Horse)

Breed Development Programs

Overview

Pursuant to IC 4-31-11, breed development programs were created to promote the breeding of horses while stimulating the agri-business sector of the state's economy. The breed development programs are funded by breakage (the difference in the rounding off of pari-mutuel payoffs), outs (all uncashed tickets) and as of 2008, a percentage of the adjusted gross receipts (AGR) from slot machine wagering at racinos.

Each Breed Development Program has a three-member committee appointed by the Governor whose role is to work with IHRC staff to make recommendations to the IHRC annually regarding the format of these programs for each breed: Quarter Horse, Standardbred and Thoroughbred.

Information regarding each specific program can be found by visiting the commission website (www.in.gov/hrc). Detailed eligibility requirements for program participants, as well as program incentives are outlined there.

2024 Breed Development Committee Members

Standardbred Breed Development Advisory Committee

Joe Putnam (Chair), Jeff Cullipher, Brett Wilfong

Thoroughbred Breed Development Advisory Committee

Bruce Murphy (Chair), Blaine Davidson, Tianna Richardville

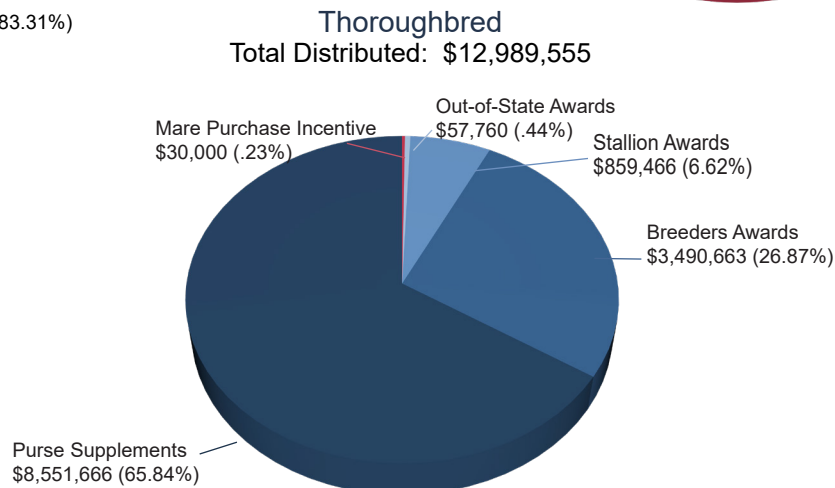
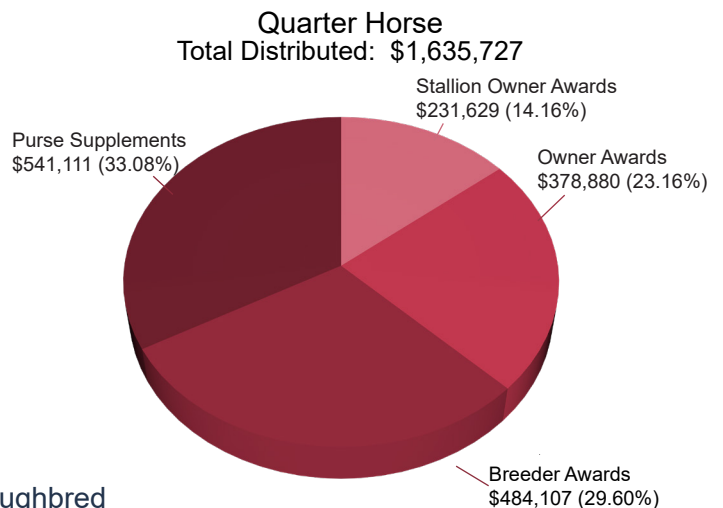
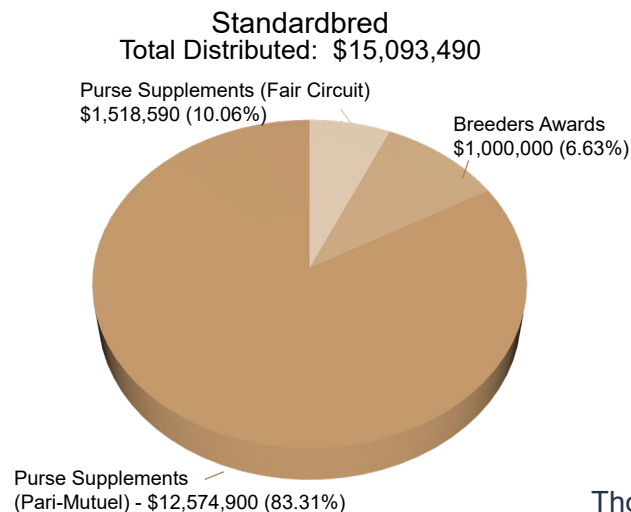
Standardbred Advisory Board

Dwayne Rhule (Chair), Jane Ann Runyon, Tim Graber,
Byron Hooley, Faron Parr
Jessica Barnes, *ExOfficio Member*

Quarter Horse Breed Development Advisory Committee

Randy Thompson (Chair), Chris Duke, Pamela Hann

2024 Award & Purse Distributions



Indiana Bred & Sired Statistics

Standardbreds

| Year | Mares Bred | Foals | Stallions | Residency Mares | Residency Foals |
|------|------------|-------|-----------|-----------------|-----------------|
| 2014 | 1,764 | 1,087 | 105 | 1,251 | 856 |
| 2015 | 1,913 | 1,053 | 90 | 1,263 | 750 |
| 2016 | 2,170 | 1,000 | 100 | 1,434 | 802 |
| 2017 | 2,402 | 1,064 | 101 | 1,390 | 842 |
| 2018 | 2,412 | 1,423 | 105 | 1,379 | 839 |
| 2019 | 2,566 | 1,713 | 109 | 1,380 | 910 |
| 2020 | 2,662 | 1,691 | 97 | 1,379 | 965 |
| 2021 | 2,915 | 1,880 | 103 | 1,305 | 884 |
| 2022 | 4,274 | 2,221 | 101 | 1,198 | 805 |
| 2023 | 3,972 | 2,440 | 84 | 1,303 | 734 |
| 2024 | 4,067 | 2,269 | 100 | 1,170 | 790 |

The Standardbred program tracks the number of mares bred by Indiana stallions for the Indiana Sired program (regardless of their foaling location) as well as the number of mares residing in Indiana, bred by Indiana stallions for the Indiana Sired & Bred program.

Thoroughbreds

| Year | Mares | Foals | Foals Bred | Foals Bred & Sired | Stallions |
|------|-------|-------|------------|--------------------|-----------|
| 2014 | 660 | 410 | 141 | 269 | 100 |
| 2015 | 679 | 444 | 444 | 254 | 86 |
| 2016 | 609 | 393 | 213 | 180 | 86 |
| 2017 | 674 | 461 | 228 | 233 | 94 |
| 2018 | 640 | 441 | 207 | 234 | 95 |
| 2019 | 608 | 433 | 204 | 229 | 84 |
| 2020 | 606 | 428 | 190 | 238 | 68 |
| 2021 | 606 | 448 | 236 | 222 | 60 |
| 2022 | 617 | 399 | 193 | 206 | 61 |
| 2023 | 630 | 419 | 195 | 224 | 63 |
| 2024 | 559 | 362 | 180 | 182 | 58 |

Quarter Horses

| Year | Mares | Foals Bred | Foals Bred & Sired | Stallions |
|------|-------|------------|--------------------|-----------|
| 2014 | 377 | 255 | 164 | 61 |
| 2015 | 369 | 252 | 156 | 63 |
| 2016 | 349 | 191 | 104 | 48 |
| 2017 | 346 | 206 | 138 | 47 |
| 2018 | 293 | 190 | 108 | 44 |
| 2019 | 271 | 156 | 90 | 44 |
| 2020 | 286 | 76 | 109 | 46 |
| 2021 | 303 | 92 | 105 | 43 |
| 2022 | 290 | 71 | 91 | 39 |
| 2023 | 313 | 59 | 125 | 35 |
| 2024 | 284 | 60 | 134 | 27 |

The Thoroughbred and Quarter Horse programs register all mares foaling in Indiana for purposes of having a registered Indiana bred or sired foal.

Racino Slot Revenue

The 2007 Indiana Legislature approved slot machine wagering at the state's two pari-mutuel racetracks in accordance with 71 IAC 4-35-7-12. Racino slot revenue began replacing riverboat revenue in June 2008. These funds are distributed to various segments of the racing industry in accordance with Commission rule IC 4-35-7-12. Detailed racino slot revenue distribution is noted in the chart below for the most recent four years.

For detailed historical information on slot revenue, visit our website at www.in.gov/hrc/2443.htm

Racino Slot Revenue Allocation

| Slot Revenue | 2020 [#] | 2021 | 2022 | 2023 | 2024 | Total (20-24) |
|---|-------------------|--------------|--------------|--------------|--------------|---------------|
| 12% of AGR** | \$44,924,685 | \$65,320,423 | \$68,406,044 | \$66,849,113 | \$65,652,002 | \$311,152,267 |
| Remaining distribution after funding the Integrity Fund | \$44,774,685 | \$65,170,423 | \$68,256,044 | \$66,699,113 | \$65,502,002 | \$310,402,267 |
| EQUINE PROMOTION WELFARE (.5%) to Associations | \$223,873 | \$325,852 | \$341,280 | \$333,496 | \$327,510 | \$1,552,011 |
| ISA (46%) | \$102,982 | \$149,892 | \$156,989 | \$153,408 | \$150,655 | \$713,926 |
| HBPAL (46%) | \$102,982 | \$149,892 | \$156,989 | \$153,408 | \$150,655 | \$713,926 |
| QHRAI (8%) | \$17,910 | \$26,068 | \$27,302 | \$26,680 | \$26,201 | \$124,161 |
| BACKSIDE BENEVOLENCE (2.5%) to Associations | \$1,119,367 | \$1,629,261 | \$1,706,401 | \$1,667,478 | \$1,637,550 | \$7,760,057 |
| ISA (46%) | \$514,909 | \$749,460 | \$784,945 | \$767,040 | \$753,273 | \$3,569,627 |
| HBPAL (46%) | \$514,909 | \$749,460 | \$784,945 | \$767,040 | \$753,273 | \$3,569,627 |
| QHRAI (8%) | \$89,549 | \$130,341 | \$136,512 | \$133,398 | \$131,004 | \$620,804 |
| 97% TO RACING | \$43,431,444 | \$63,215,310 | \$66,208,362 | \$64,698,140 | \$63,536,942 | \$301,090,198 |
| THOROUGHBRED (46%) | \$19,978,464 | \$29,079,043 | \$30,455,847 | \$29,761,144 | \$29,226,993 | \$138,501,491 |
| OF 46%, 55% TO FOLLOWING | \$10,988,155 | \$15,993,474 | \$16,750,716 | \$16,368,629 | \$16,074,846 | \$76,175,820 |
| TB PURSES (97%) | \$10,658,511 | \$15,513,670 | \$16,248,194 | \$15,877,570 | \$15,592,601 | \$73,890,546 |
| HBPAL (2.4%) | \$263,716 | \$383,843 | \$402,017 | \$392,847 | \$385,796 | \$1,828,219 |
| ITOBAL (0.6%) | \$65,929 | \$95,961 | \$100,504 | \$98,212 | \$96,449 | \$457,055 |
| TB BREED DEVELOPMENT FUND (45%) | \$8,990,309 | \$13,085,569 | \$13,705,131 | \$13,392,515 | \$13,152,147 | \$62,325,671 |
| | | | | | | |
| STANDARDTBRED (46%) | \$19,978,464 | \$29,079,043 | \$30,455,847 | \$29,761,144 | \$29,226,993 | \$138,501,491 |
| (Minus State Fair Commission Funding) | | | | | | |
| OF 46%, 50% TO FOLLOWING | \$9,489,232 | \$14,039,521 | \$14,727,923 | \$14,380,572 | \$14,113,497 | \$66,750,745 |
| SB PURSE (96.5%) | \$9,157,109 | \$13,548,138 | \$14,212,446 | \$13,877,252 | \$13,619,525 | \$64,414,470 |
| ISA (3.5%) | \$332,123 | \$491,383 | \$515,477 | \$503,320 | \$493,972 | \$2,336,275 |
| SB BREED DEVELOPMENT - 50% | \$9,489,232 | \$14,039,521 | \$14,727,923 | \$14,380,572 | \$14,113,497 | \$66,750,745 |
| | | | | | | |
| QUARTER HORSE (8%) | \$3,474,516 | \$5,057,225 | \$5,296,669 | \$5,175,851 | \$5,082,955 | \$24,087,216 |
| OF 8%, 70% TO THE FOLLOWING | \$2,432,161 | \$3,540,057 | \$3,707,668 | \$3,623,096 | \$3,558,069 | \$16,861,051 |
| QH PURSES (95%) | \$2,310,553 | \$3,363,054 | \$3,522,285 | \$3,441,941 | \$3,380,166 | \$16,017,999 |
| QHRAI (5%) | \$121,608 | \$177,003 | \$185,383 | \$181,155 | \$177,903 | \$843,052 |
| QH BREED DEVELOPMENT - 30% | \$1,042,355 | \$1,517,167 | \$1,589,001 | \$1,552,755 | \$1,524,887 | \$7,226,165 |

* AGR total above includes \$1,000,000 in State Fair Commission funding via Standardbred's 46% allotment from slots.

Decrease in AGR for 2020 due to statewide COVID-19 casino closures and limited capacity reopening.



Contact Us

Indianapolis Office

1302 N Meridian St., Suite 175
Indianapolis, IN 46202
Phone: 317-233-3119
Fax: 317-233-4470

Field Offices

Harrah's Hoosier Park Racing & Casino
3029 E 41st Street
Anderson, IN 46013
Phone: 765-609-4855
Fax: 765-622-3562

Horseshoe Indianapolis Racing & Casino
4425 N 200 W
Shelbyville, IN 46176
Phone: 317-713-3350
Fax: 317-713-3355

Socials



/IndianaHRC
/IndianaQuarterHorse
/IndianaStandardbred
/IndianaThoroughbredBreedDevelopment



@inhorseracing



@INQuarterHorse
@INStandardbred
@INThoroughbred



@indianahorseracingcommissi718



company/IndianaHorseRacingCommission

in.gov/hrc