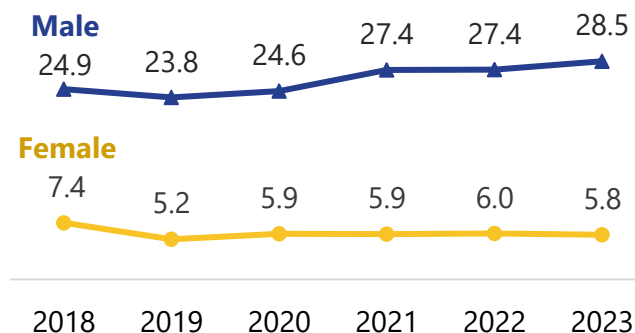


Indiana Suicide Trends By Sex 2018-2023



Suicide is among the leading causes of death for young people in Indiana, ranking as the second leading cause of death among Hoosiers ages 1 to 44 in 2023. Understanding how different groups are affected by suicide, and the circumstances surrounding suicide deaths, are important for informing prevention efforts. This report presents data on suicides among males and females from Indiana Violent Death Reporting System in 2018-2023.¹

Figure 1. Age-Adjusted Rate of Suicides for Indiana Residents, 2018-2023 (per 100,000)



Suicide Trends by Sex

On average, male Hoosiers experience suicide deaths four times more than female Hoosiers. While female suicide mortality rates have remained consistent over the last several years, male mortality rates continue to see a slight increase.

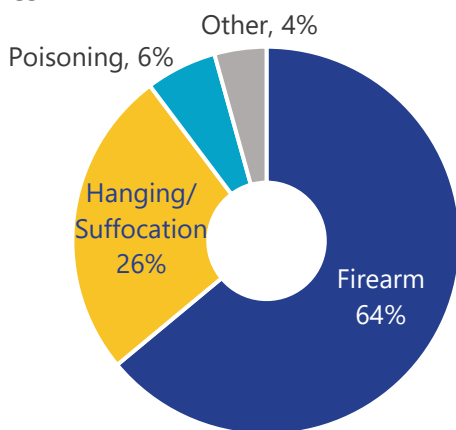
Means of Death

Firearms were the leading means of suicide for both males (64%) and females (42%). Handguns were involved in 84% of firearm suicide deaths in which the firearm type was known. Hanging/suffocation was the second leading means for both males (26%) and females (28%). Poisoning was the third leading means for both sexes but accounted for 27% of female deaths and only 6% of male deaths.

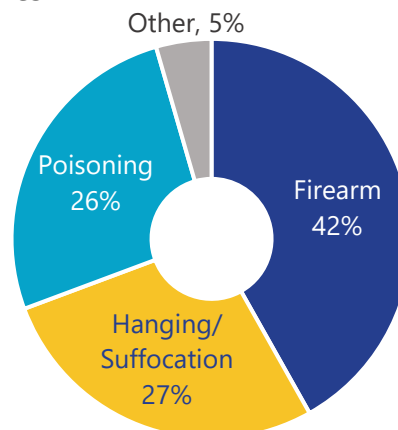
60% of suicide deaths involved a firearm.

Figure 2. Means of Suicide Death by Sex, 2018-2023

Males



Females

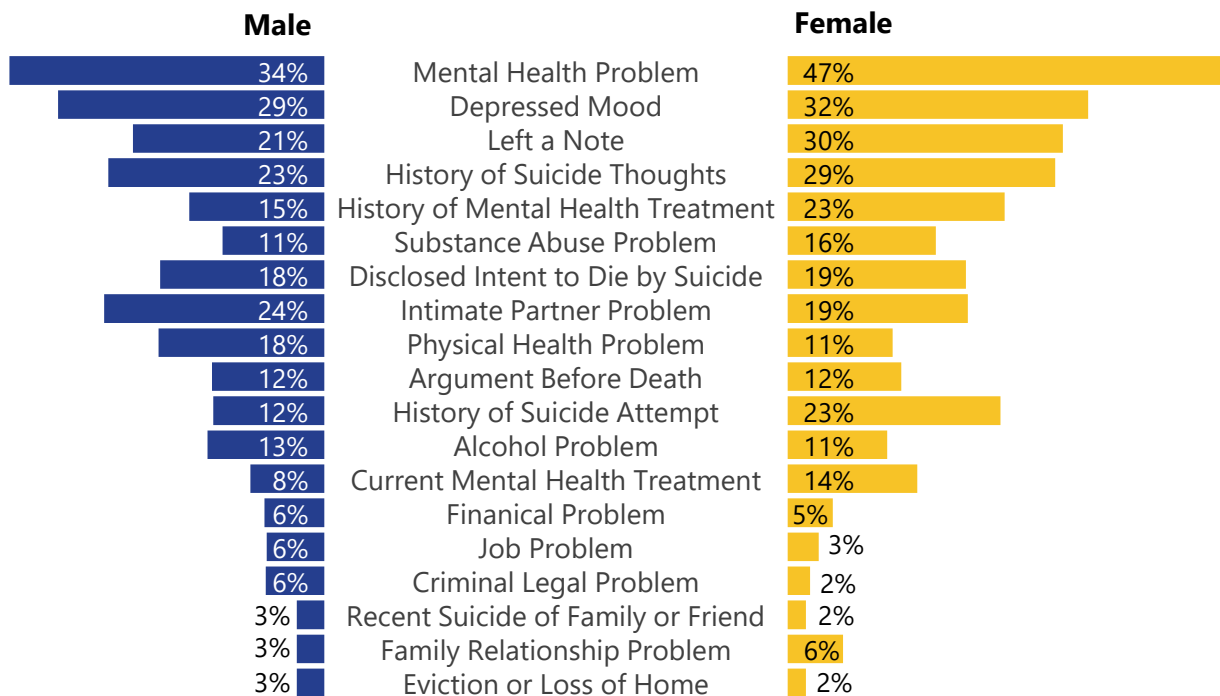


¹ INVDRS is a CDC-funded surveillance system that collects detailed information on violent deaths that occur in Indiana, using information from death certificates, medical examiner reports, and law enforcement reports. These rates may be slightly different than rates based on vital records for Indiana residents

Key Circumstances in Suicide Deaths

From 2018-2023, a diagnosed mental health condition accounted for the most common circumstance in suicide deaths for both males (34%) and females (47%). Females who died by suicide were more likely than males to have a history of suicidal thoughts, previous suicide attempts or current or previous mental health treatment. Males were slightly more likely to have a history of intimate partner problems or physical health problems. The most common place for suicide deaths was in the home for both females (81%) and males (76%).²

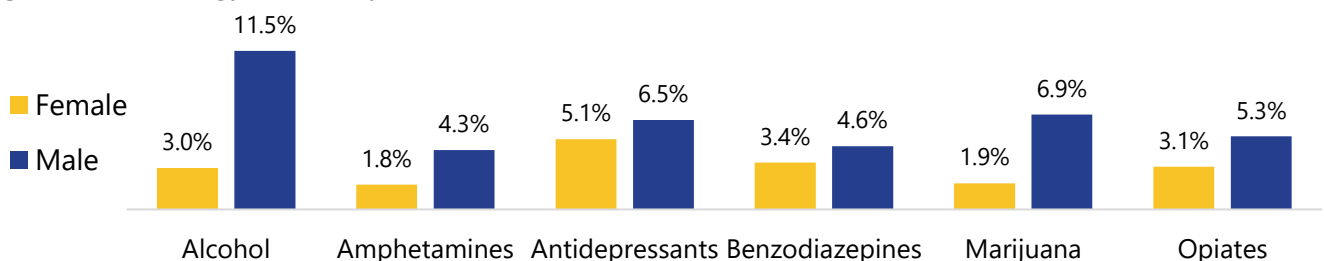
Figure 3. Suicide Death Circumstances, 2018-2023



Toxicology

In toxicology results for suicide decedents, detection of most substances was slightly higher among males than females. Alcohol was the leading substance found in males (11.5%), while antidepressants were the leading substance found in females (5.1%).

Figure 5. Toxicology Results by Sex, 2018-2023



² Among suicide deaths in INVDRS, 57.5% had law enforcement report circumstances and 61.4% had coroner report circumstances available for reporting. Prevalence of circumstances is calculated among only cases with at least a law enforcement or coroner report available.

