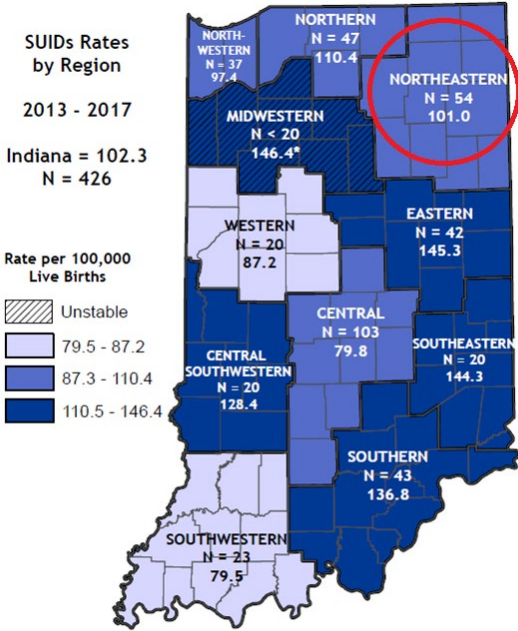


INDIANA SUDDEN UNEXPECTED INFANT DEATH

Northeastern Hospital Region 2013-2017

For more information on infant mortality in your area, please see the Indiana State Department of Health Mortality Report, Tables 2 and 8 (<http://www.in.gov/isdh/reports/mortality/2017/index.html>)

SUID Rates and Counts 2013-2017 by County and Hospital Region




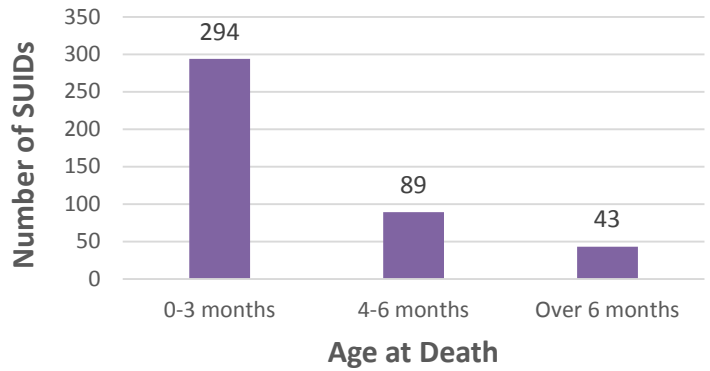
*Numerator less than 20, the rate is unstable. We do not recommend comparing unstable rates.
Source: Indiana State Department of Health, Division of Maternal and Child Health. Created November 27, 2018

SUDDEN UNEXPECTED INFANT DEATH (SUID) FACTS

- SUID is defined as the death of an infant less than 1 year of age that occurs suddenly and unexpectedly, and whose cause of death is not immediately obvious before investigation.
- The three commonly reported types of SUID include the following: Sudden Infant Death Syndrome (SIDS), unknown cause and Accidental Suffocation and Strangulation in Bed (ASSB).
- Of the 426 SUID from 2012-2016, 54 occurred in the Central Hospital Region.

Out of every 10 SUIDs, 9 were between 0-6 months at death.

Indiana SUIDs Number by Age at Death: 2013-2017

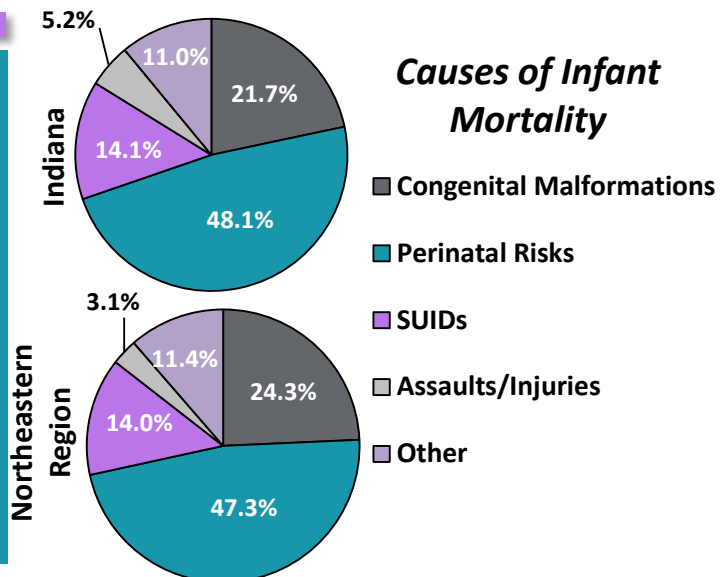


*Numerator less than 20, the rate is unstable. We do not recommend comparing unstable rates.

PRACTICES TO REDUCE INFANT MORTALITY

- Use a firm sleep surface, such as a mattress in a safety-approved crib, covered by a fitted sheet.
- Always place your baby on his or her back to sleep, for naps and at night.
- Do not use pillows, blankets, sheepskins, or crib bumpers anywhere in your baby's sleep area.
- Do not smoke or let anyone smoke around your baby.
- Baby should not sleep in an adult bed, on a couch, or on a chair alone, with you, or with anyone else.
- Breastfeed your baby to reduce the risk of SIDS.

Causes of Infant Mortality



INDIANA SUDDEN UNEXPECTED INFANT DEATH

Northeastern Hospital Region 2013-2017

For more information on infant mortality in your area, please see the Indiana State Department of Health Mortality Report, Tables 2 and 8 (<http://www.in.gov/isdh/reports/mortality/2017/index.html>)

	Number of SUID	Number of Infant Deaths	SUID Rates per 100,000 Birth Outcomes	% of Deaths due to SUIDS
	2013-2017	2013-2017	2013-2017	2013-2017
ADAMS	6	27	177.6*	22.2
ALLEN	22	214	84.9	10.3
DEKALB	5	12	187.1*	41.7
HUNTINGTON	4	11	188.1*	36.4
KOSCIUSKO	3	39	57.5*	7.7
LAGRANGE	1	18	26.8*	5.6
NOBLE	4	25	129.9*	16.0
STEUBEN	3	11	153.8*	23.1
WABASH	1	10	58.9*	10.0
WELLS	1	4	59.0*	25.0
WHITLEY	4	16	200.1*	25.0
NORTHEASTERN REGION	54	387	101.0	14.0
INDIANA	426	3029	102.3	14.1

*Unstable rate due to fewer than 20 SUIDS (numerator). We do not recommend comparing unstable rates.

WHAT A SAFE SLEEP ENVIRONMENT LOOKS LIKE



Indiana State
Department of Health