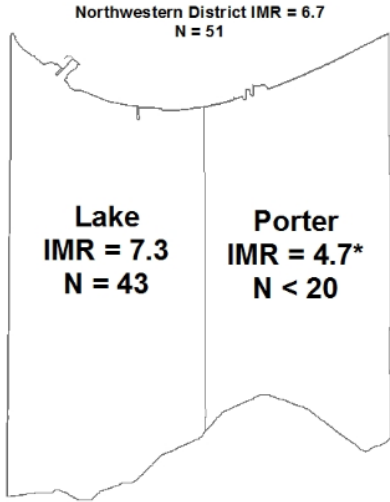


# INFANT MORTALITY

## Northwestern Hospital Region 2015

For more information on infant mortality in your area, please see the Indiana State Department of Health Mortality Report, Tables 2 and 8 (<http://www.in.gov/isdh/reports/mortality/2015/index.html>)

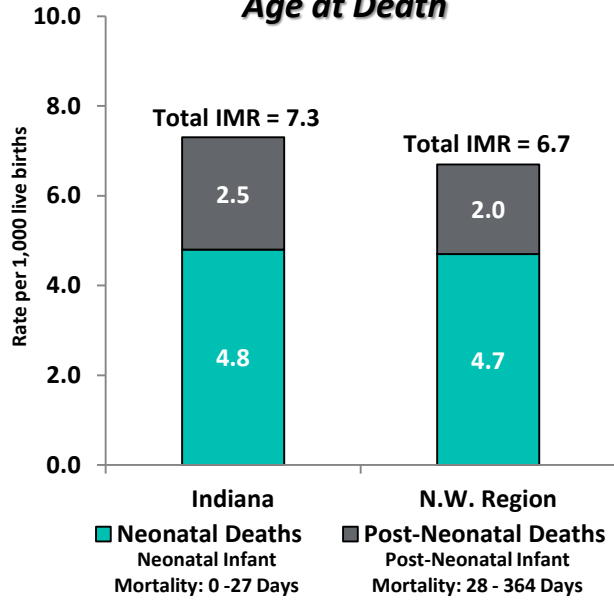


\* Numerator less than 20, the rate is unstable. We do not recommend comparing unstable rates.

### INFANT MORTALITY FACTS

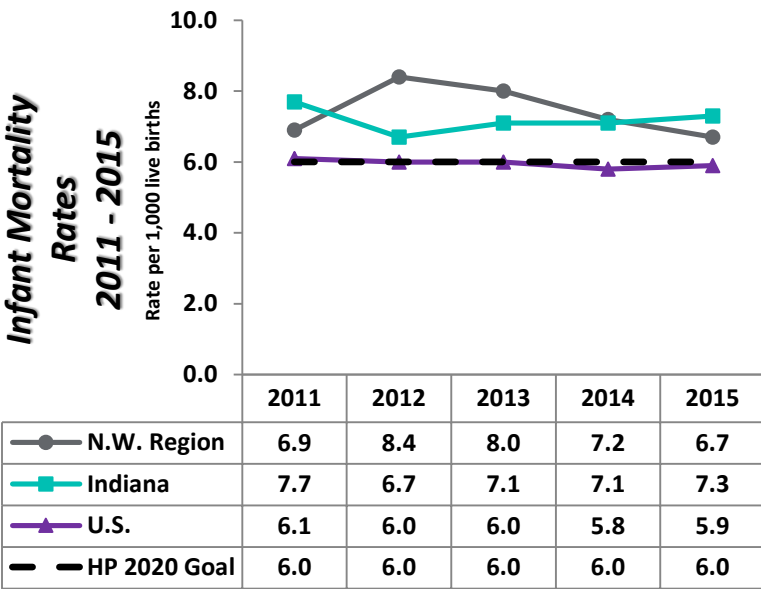
- Infant mortality is defined as the death of a baby before his or her first birthday
- The infant mortality rate (IMR) is the number of babies who die in the first year of life, per 1,000 live births
- Of the 613 Indiana infant deaths in 2015, 51 occurred in the Northwestern Hospital Region
- Black infants are 2.1 times more likely to die than white infants in Indiana

### Infant Mortality Rates by Age at Death



Note: Age specific mortality rates may not exactly equal overall infant mortality rate due to rounding.

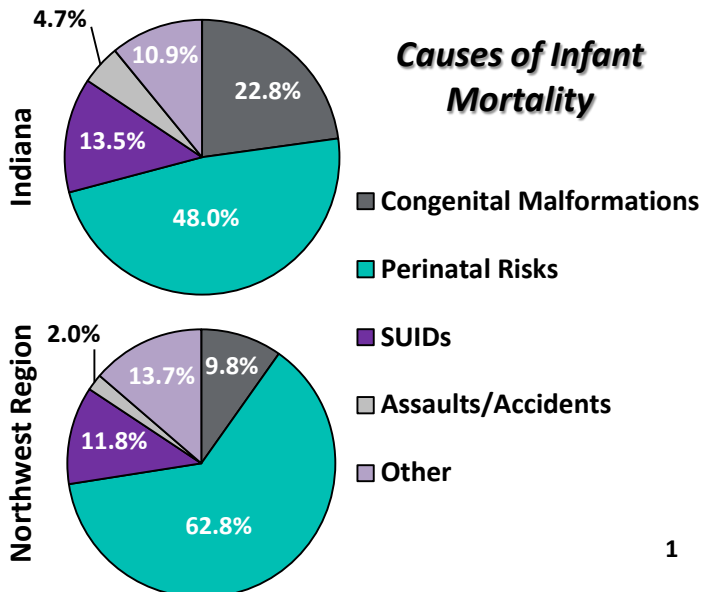
### Infant Mortality Rates 2011 - 2015



### PRACTICES TO REDUCE INFANT MORTALITY

- Improve overall health for women of child-bearing age
- Promote early & adequate prenatal care
- Decrease early elective deliveries before 39 weeks
- Decrease prenatal smoking & substance abuse
- Increase breastfeeding duration & exclusivity
- Support birth spacing & interconception wellness
- Promote the ABC's of safe sleep: place baby to sleep alone, on his or her back, in a crib

### Causes of Infant Mortality



## Northwestern Hospital Region 2015

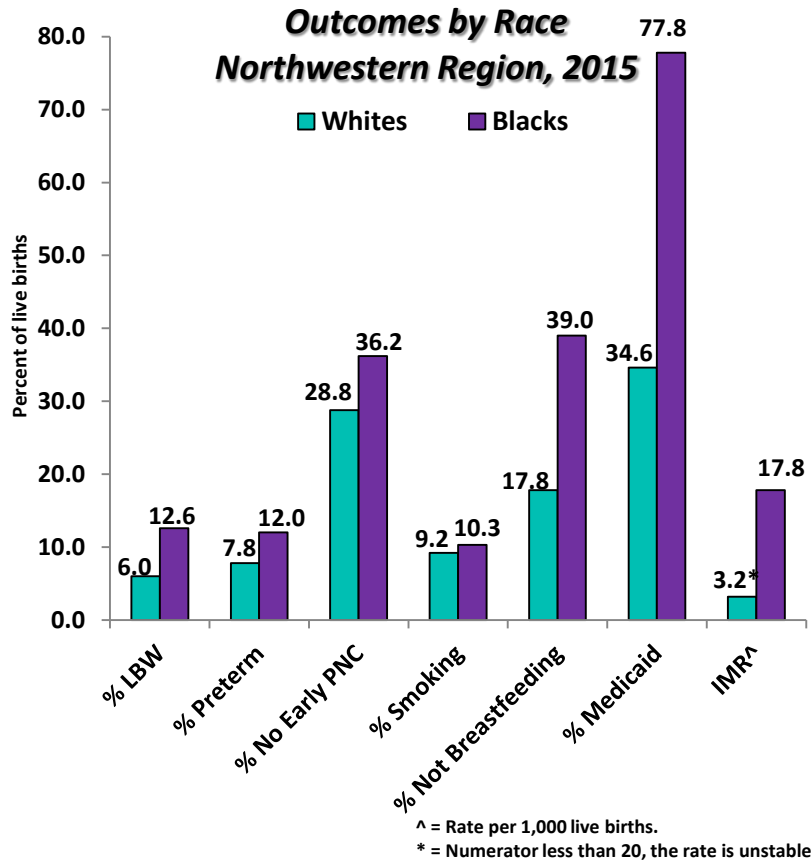
For more information on birth outcomes in your area, please see the Indiana State Department of Health Natality Report, Table 32 (<http://www.in.gov/isdh/reports/natality/2015/index.html>)

### INDIANA QUICK FACTS

- Smoking rates among pregnant women are always one of the nation's worst
- Almost 1/3 of pregnant women do not receive early PNC
- Black women in Indiana are more likely to have a LBW or preterm baby & not get early PNC
- White women in Indiana are more likely to smoke during pregnancy

### NORTHWESTERN REGION QUICK FACTS

- There were 7,624 births in the Northwestern Region
- Lower percentage of low birthweight and preterm births when compared to Indiana
- Lower percentage of women smoking during pregnancy
- Lower percentage of women breastfeeding at discharge
- Higher percentage of mothers insured by Medicaid



LBW = Low Birthweight    PNC = Prenatal Care    IMR = Infant Mortality Rate

	% LBW (< 2,500 G)	% PRETERM (<37 WKS GESTATION)	% NO EARLY PNC (1 <sup>ST</sup> TRIMESTER)	% SMOKING	% NOT BREASTFEEDING	% MOTHER ON MEDICAID
LAKE	8.1	9.2	31.5	9.1 <sup>S</sup>	26.0 <sup>S</sup>	52.5 <sup>S</sup>
PORTER	6.1	7.1 <sup>S</sup>	28.1	9.6 <sup>S</sup>	13.4 <sup>S</sup>	28.4 <sup>S</sup>
N.W. REGION	7.7	8.8	30.8	9.2	23.2	47.0
INDIANA	8.0	9.6	30.7	14.3	19.5	43.0

S = Significantly different from state.