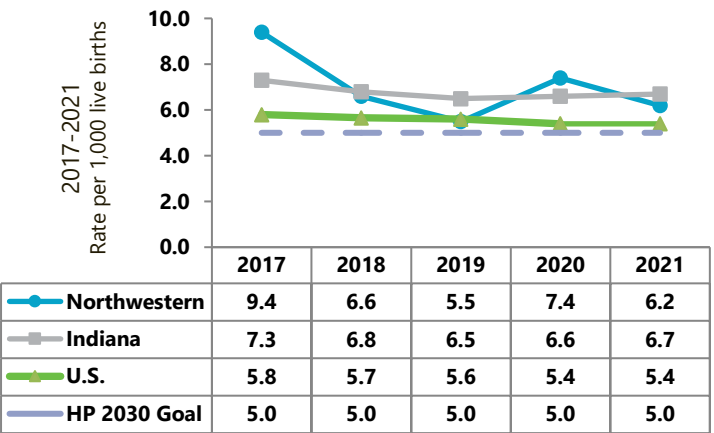


Infant Mortality

Northwestern Hospital Region 2021

Infant Mortality Rates

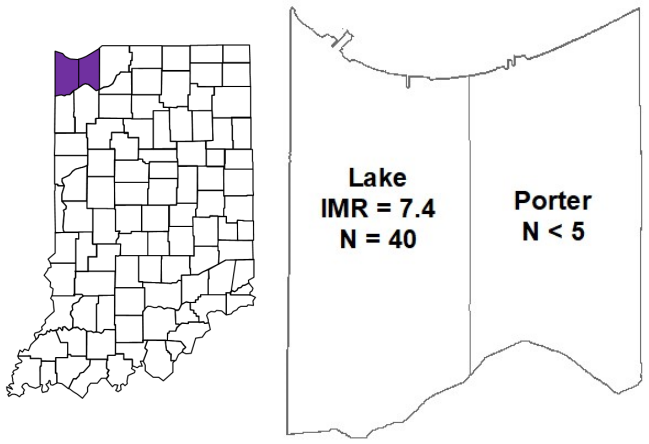


Infant Mortality Facts

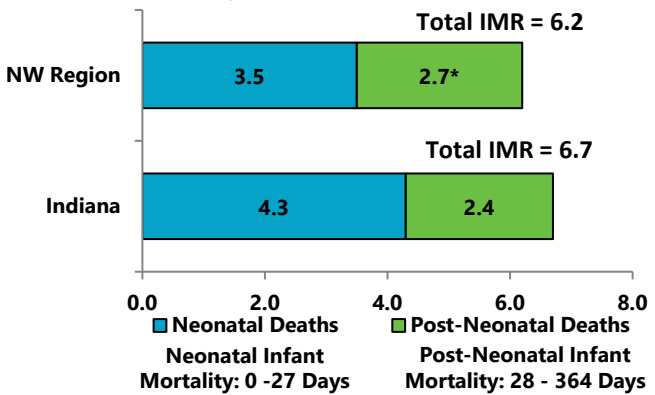
- Infant mortality is defined as the death of a baby before his or her first birthday.
- The infant mortality rate (IMR) is the number of babies who die in the first year of life per 1,000 live births.
- In 2021, there were 536 infant deaths across the state, making the infant mortality rate 6.7.
- Of the 536 Indiana infant deaths in 2021, 44 occurred in the Northwestern Hospital Region.
- Non-Hispanic Black infants are 2.4 times more likely to die than Non-Hispanic White infants in Indiana.

Northwestern Region

IMR = 6.2
N = 44

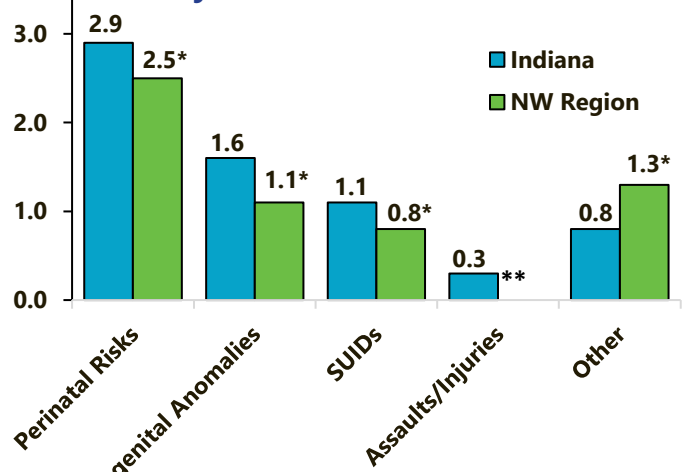


Infant Mortality Rates by Age at Death



Note: Age-specific mortality rates may not sum to the overall IMR and cause-specific percentages may not sum to 100% due to rounding.

Infant Mortality Rates by Cause of Death



* Numerator less than 20, rate unstable
** Rate suppressed due to low counts

How to Reduce Infant Mortality

- Improve overall health for women of child-bearing age
- Promote early and adequate prenatal care
- Decrease early elective deliveries before 39 weeks
- Decrease prenatal smoking and substance use
- Increase breastfeeding duration and exclusivity
- Support birth spacing and interconception wellness
- Promote the ABCs of safe sleep: place baby to sleep alone, on his or her back, in a crib

Birth Outcome Indicators Northwestern Hospital Region 2021



Division of
Maternal & Child Health

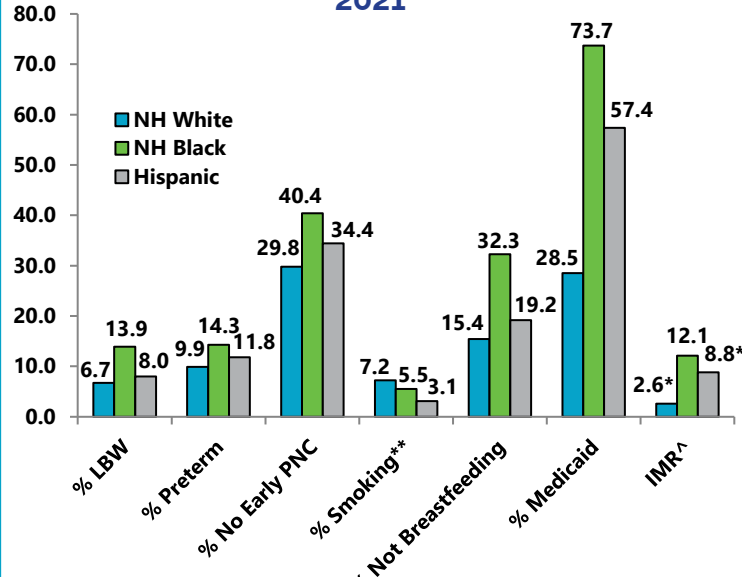
Indiana Quick Facts

- Smoking rates among pregnant women continue to be much higher than the national rate
- Nearly 1/3 of pregnant women do not receive early prenatal care (PNC)
- NH Black infants in Indiana are more likely to be LBW or preterm
- NH Black and Hispanic women in Indiana are more likely to not receive early prenatal care (1st trimester)
- NH White women in Indiana are more likely to smoke during pregnancy

Northwestern Region Quick Facts

- 7,088 live births in 2021
- Higher percentages of preterm and low birthweight births compared to the state of Indiana
- Lower percentage of women receiving early PNC compared to Indiana
- Lower percentage of women smoking during pregnancy compared to Indiana
- Lower percentage of breastfeeding at hospital discharge compared to Indiana

Birth Outcome Indicators by Race & Ethnicity, Northwestern Region 2021



^ = Rate per 1,000 live births
*Numerator fewer than 20, rate unstable
**Numerator fewer than 5, rate suppressed

LBW = Low Birthweight PNC = Prenatal Care IMR = Infant Mortality Rate NH = Non-Hispanic

	% LBW (< 2,500 G)	% PRETERM (< 37 WKS GESTATION)	% NO EARLY PNC (1 ST TRIMESTER)	% SMOKING**	% NOT BREASTFEEDING	% MOTHER ON MEDICAID
LAKE	8.9	11.4	34.5 ^S	6.1 ^S	22.3 ^S	49.1 ^S
PORTER	7.8	11.3	29.9	5.0 ^S	13.2 ^S	32.7 ^S
NW REGION	8.6	11.3	33.4	5.8	20.1	45.2
INDIANA	8.4	10.9	28.3	9.8	18.6	39.9

* = Fewer than 20 birth outcomes, percentage unstable
S = County significantly different from state

**Smoking during pregnancy is being collected through new metrics and should not be compared to previous years or to U.S. data

For more information on infant mortality, visit:
www.in.gov/health/mch/data/infant-mortality

