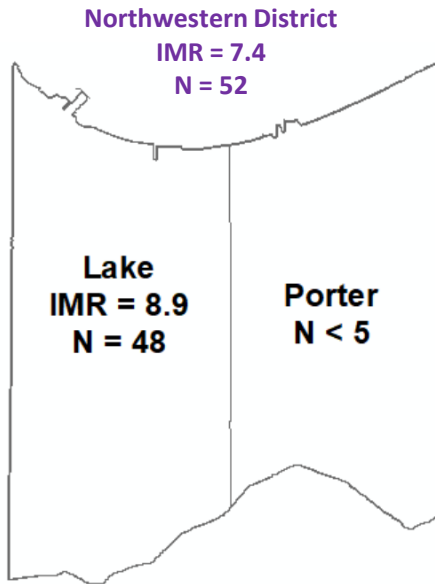


INFANT MORTALITY

Northwestern Hospital Region 2020

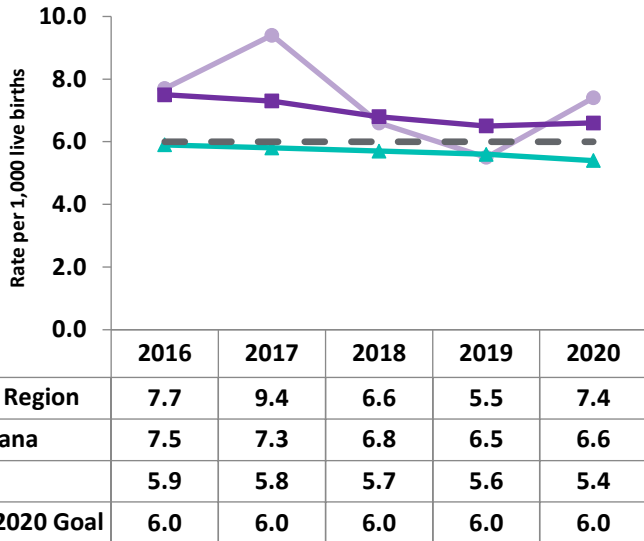
For more information on infant mortality in your area, please see the Indiana Department of Health Stats Explorer, Mortality Data (https://gis.in.gov/apps/isdh/meta/stats_layers.htm)



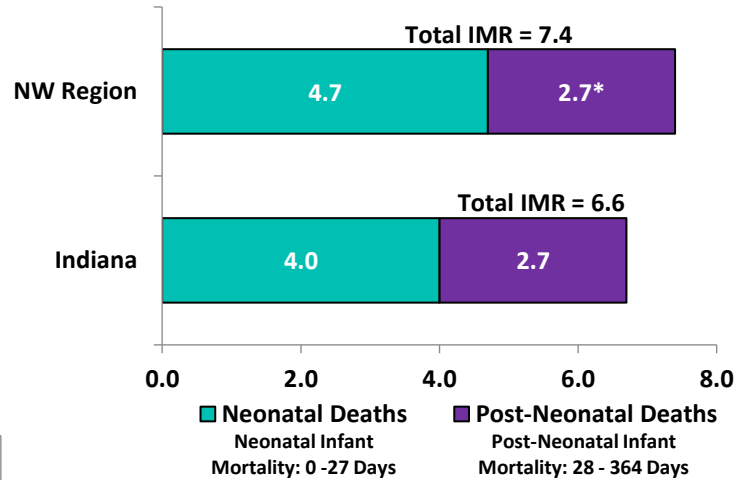
INFANT MORTALITY FACTS

- Infant mortality is defined as the death of a baby before his or her first birthday.
- The infant mortality rate (IMR) is the number of babies who die in the first year of life, per 1,000 live births.
- Of the 522 Indiana infant deaths in 2020, 52 occurred in the Northwestern Hospital Region.
- Non-Hispanic black infants are 2.4 times more likely to die than Non-Hispanic white infants in Indiana.

Infant Mortality Rates 2016 - 2020

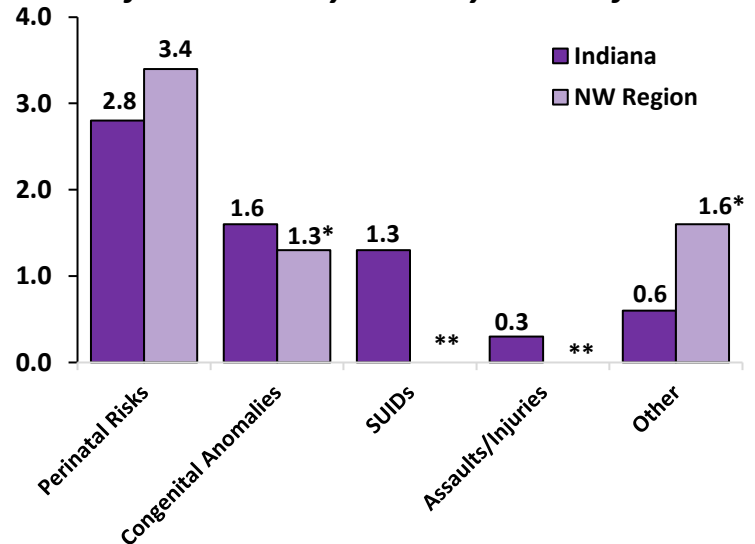


Infant Mortality Rates by Age at Death



Note: Age-specific and cause-specific mortality rates may not sum to the overall infant mortality rate due to rounding.

Infant Mortality Rates by Cause of Death



* Numerator less than 20, rate unstable
** Rate suppressed due to low counts

PRACTICES TO REDUCE INFANT MORTALITY

- Improve overall health for women of child-bearing age.
- Promote early & adequate prenatal care.
- Decrease early elective deliveries before 39 weeks.
- Decrease prenatal smoking & substance use.
- Increase breastfeeding duration & exclusivity.
- Support birth spacing & interconception wellness.
- Promote the ABCs of safe sleep: place baby to sleep alone, on his or her back, in a crib.

BIRTH OUTCOME INDICATORS

Northwestern Hospital Region 2020

For more information on birth outcomes in your area, please see the Indiana Department of Health Stats Explorer, Natality Data (https://gis.in.gov/apps/isdh/meta/stats_layers.htm)

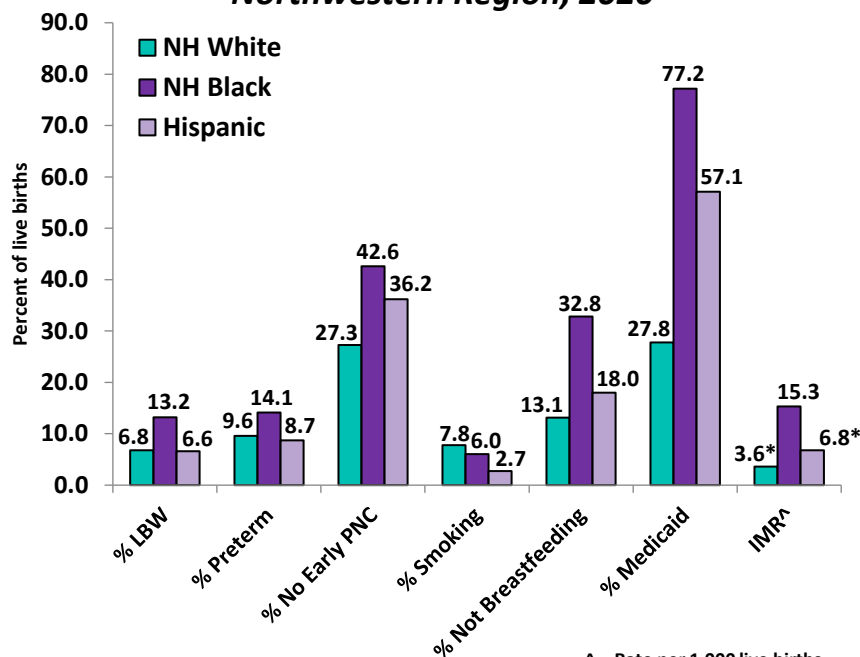
INDIANA QUICK FACTS

- Smoking rates among pregnant women continue to be much higher than the national rate.
- Almost 1/3 of pregnant women do not receive early PNC.
- NH black babies in Indiana are more likely to be LBW or preterm.
- Hispanic and NH black women in Indiana are more likely to not receive early 1st trimester PNC.
- NH white women in Indiana are more likely to smoke during pregnancy.

NORTHWESTERN REGION QUICK FACTS

- There were 7,032 births in the Northwestern Region in 2020.
- Slightly higher percentage of low birthweight and preterm births compared to the state of Indiana.
- Lower percentage of women receiving early PNC.
- Lower percentage of women smoking during pregnancy.
- Lower percentage of breastfeeding at hospital discharge.

Outcomes by Race and Ethnicity, Northwestern Region, 2020



[^] = Rate per 1,000 live births
*Numerator less than 20, rate unstable
**Numerator less than 5, rate suppressed

LBW = Low Birthweight PNC = Prenatal Care IMR = Infant Mortality Rate NH = Non-Hispanic

	% LBW (< 2,500 G)	% PRETERM (< 37 WKS GESTATION)	% NO EARLY PNC (1 ST TRIMESTER)	% SMOKING	% NOT BREASTFEEDING	% MOTHER ON MEDICAID
LAKE	8.8	10.8	35.1 ^S	5.9 ^S	21.4 ^S	51.0 ^S
PORTER	6.9	9.6	27.3	7.3 ^S	11.5 ^S	31.4 ^S
NORTHWESTERN REGION	8.4	10.5	33.3	6.2	19.2	46.5
INDIANA	8.1	10.4	30.7	10.9	18	38.5

S = County significantly different from state