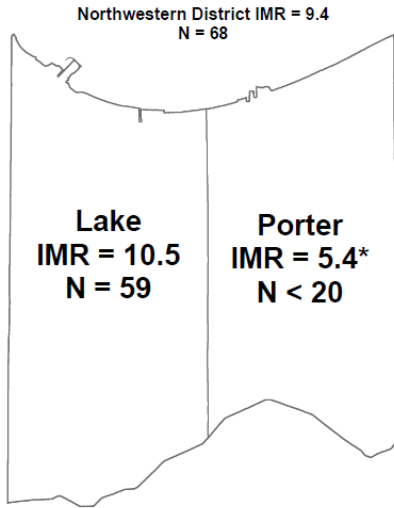


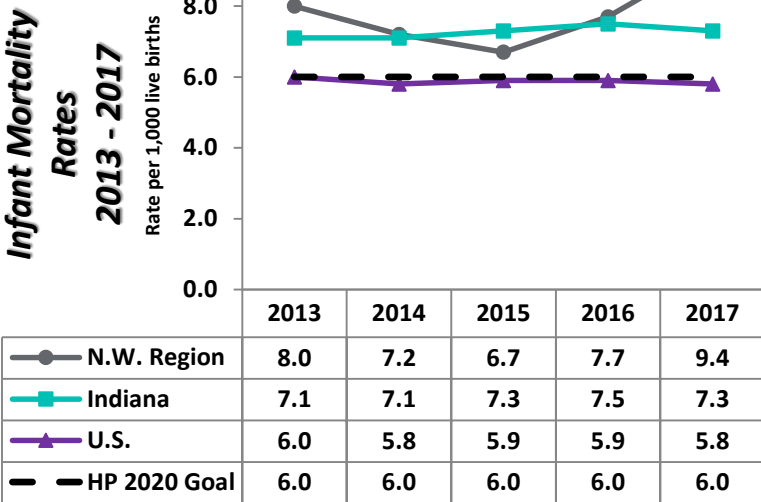
INFANT MORTALITY

Northwestern Hospital Region 2017

For more information on infant mortality in your area, please see the Indiana State Department of Health Mortality Report, Tables 2 and 8 (<http://www.in.gov/isdh/reports/mortality/2017/index.html>)



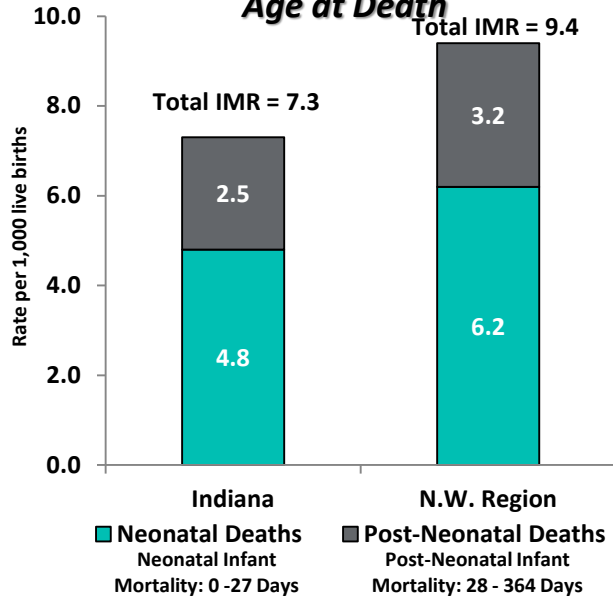
* Numerator less than 20, the rate is unstable. We do not recommend comparing unstable rates.



INFANT MORTALITY FACTS

- Infant mortality is defined as the death of a baby before his or her first birthday
- The infant mortality rate (IMR) is the number of babies who die in the first year of life, per 1,000 live births
- Of the 602 Indiana infant deaths in 2017, 68 occurred in the Northwestern Hospital Region
- Black infants are 2.6 times more likely to die than white infants in Indiana & 5.5 times more likely in the Northwestern Hospital Region

Infant Mortality Rates by Age at Death

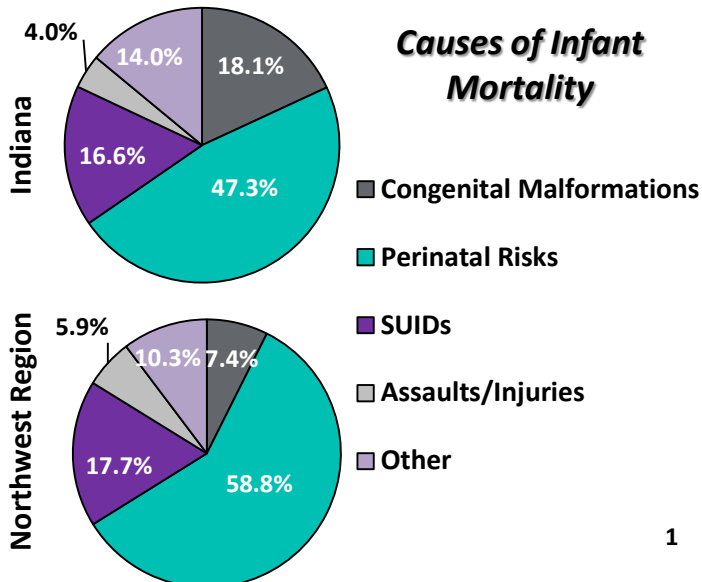


Note: Age specific mortality rates may not exactly equal overall infant mortality rate due to rounding.

PRACTICES TO REDUCE INFANT MORTALITY

- Improve overall health for women of child-bearing age
- Promote early & adequate prenatal care
- Decrease early elective deliveries before 39 weeks
- Decrease prenatal smoking & substance abuse
- Increase breastfeeding duration & exclusivity
- Support birth spacing & interconception wellness
- Promote the ABC's of safe sleep: place baby to sleep alone, on his or her back, in a crib

Causes of Infant Mortality



BIRTH OUTCOME INDICATORS

Northwestern Hospital Region 2017

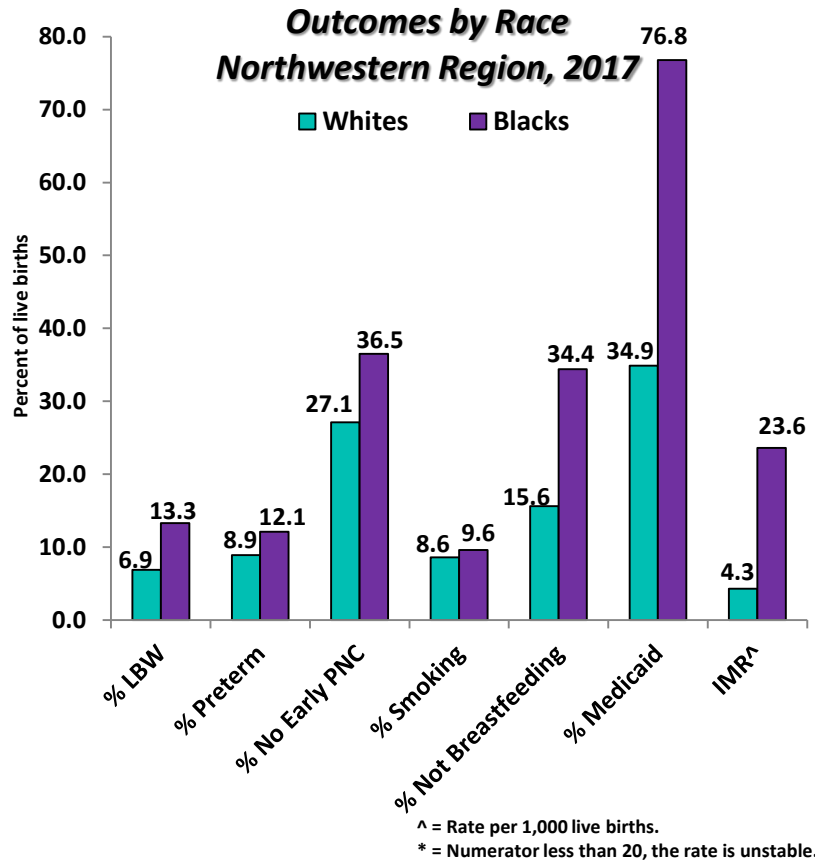
For more information on birth outcomes in your area, please see the Indiana State Department of Health Natality Report, Table 32 (<http://www.in.gov/isdh/reports/natality/2017/index.html>)

INDIANA QUICK FACTS

- Smoking rates among pregnant women continue to be higher than the national rate
- Almost 1/3 of pregnant women do not receive early PNC
- Black women in Indiana are more likely to have a LBW or preterm baby & not get early PNC
- White women in Indiana are more likely to smoke during pregnancy

NORTHWESTERN REGION QUICK FACTS

- There were 7,262 births in the Northwestern Region
- Higher percentage of low birthweight and preterm births when compared to Indiana
- Lower percentage of women smoking during pregnancy
- Lower percentage of women breastfeeding at discharge
- Higher percentage of mothers insured by Medicaid



LBW = Low Birthweight PNC = Prenatal Care IMR = Infant Mortality Rate

	% LBW (< 2,500 G)	% PRETERM (<37 WKS GESTATION)	% NO EARLY PNC (1 ST TRIMESTER)	% SMOKING	% NOT BREASTFEEDING	% MOTHER ON MEDICAID
LAKE	8.6	9.5	30.8	8.4 ^S	23.1 ^S	52.4 ^S
PORTER	8.4	10.2	27.7	10.7	12.4 ^S	30.9 ^S
N.W. REGION	8.6	9.6	30.1	9.0	20.7	47.5
INDIANA	8.3	9.9	31.4	13.5	18.1	41.0

S = Significantly different from state.