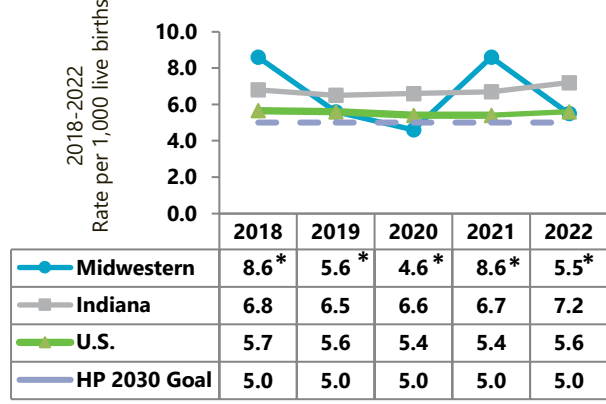


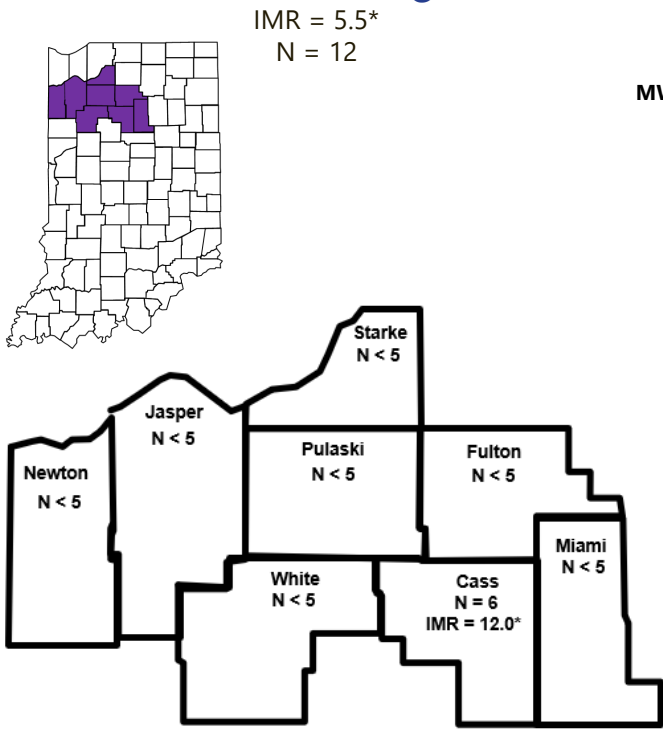
Infant Mortality

Midwestern Hospital Region 2022

Infant Mortality Rates



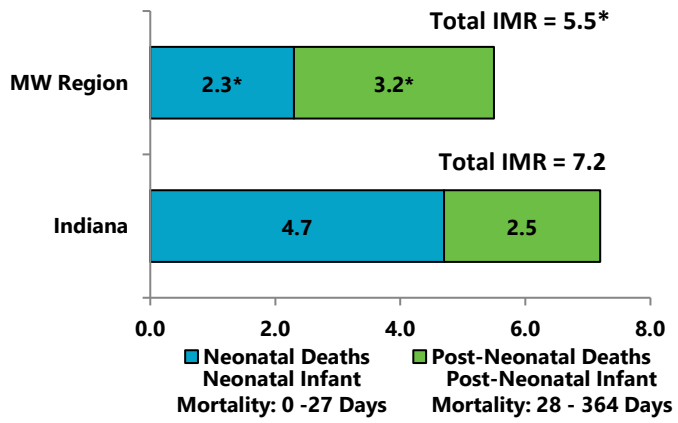
Midwestern Region



Infant Mortality Facts

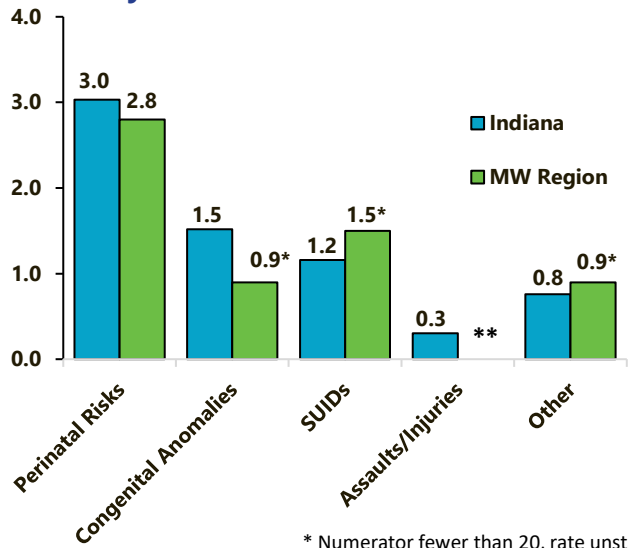
- Infant mortality is defined as the death of a baby before his or her first birthday
- The infant mortality rate (IMR) is the number of babies who die in the first year of life per 1,000 live births
- In 2022, there were 577 infant deaths across the state, making the infant mortality rate 7.2
- Of the 577 Indiana infant deaths in 2022, 12 occurred in the Midwestern Hospital Region
- Non-Hispanic Black infants are 2.3 times more likely to die than Non-Hispanic White infants in Indiana

Infant Mortality Rates by Age at Death, 2022



Note: Age-specific mortality rates may not sum to the overall IMR and cause-specific percentages may not sum to 100% due to rounding.

Infant Mortality Rates by Cause of Death, 2018-2022



* Numerator fewer than 20, rate unstable
** Rate suppressed due to low counts

How to Reduce Infant Mortality

- Improve overall health for women of child-bearing age
- Promote early and adequate prenatal care
- Decrease early elective deliveries before 39 weeks
- Decrease prenatal smoking and substance use
- Increase breastfeeding duration and exclusivity
- Support birth spacing and interconception wellness
- Promote the ABCs of safe sleep: place baby to sleep alone, on his or her back, in a crib

Birth Outcome Indicators

Midwestern Hospital Region 2022



Division of
Maternal & Child Health

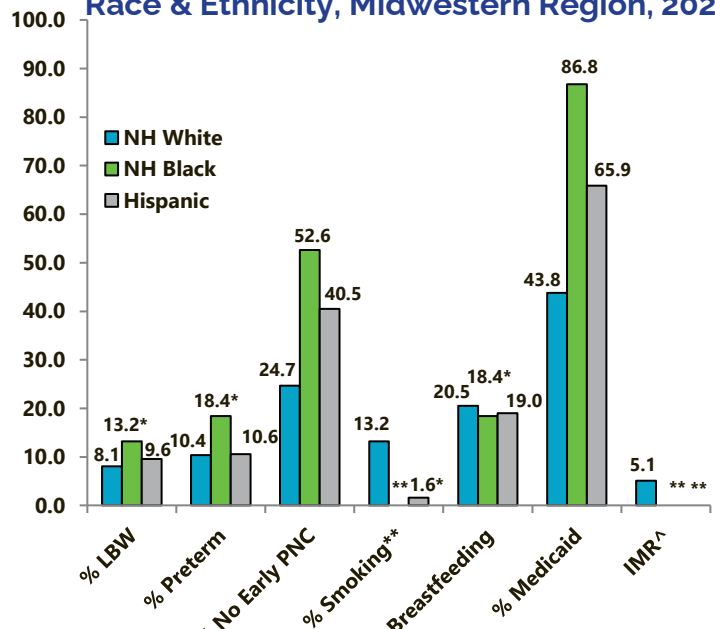
Indiana Quick Facts

- Smoking rates among pregnant women continue to be much higher than the national rate
- Nearly 1/3 of pregnant women do not receive early prenatal care (PNC)
- NH Black infants in Indiana are more likely to be LBW or preterm
- NH Black and Hispanic women in Indiana are more likely to not receive early prenatal care (1st trimester)
- NH White women in Indiana are more likely to smoke during pregnancy

Midwestern Region Quick Facts

- 2,174 live births in 2022
- Slightly lower percentages of preterm and low birthweight births compared to the state of Indiana
- Higher percentage of women receiving early PNC compared to Indiana
- Higher percentage of women smoking during pregnancy compared to Indiana
- Lower percentage of breastfeeding at hospital discharge compared to Indiana

Birth Outcome Indicators by Race & Ethnicity, Midwestern Region, 2022



^ = Rate per 1,000 live births
*Numerator fewer than 20, rate unstable
**Numerator fewer than 5, rate suppressed

LBW = Low Birthweight PNC = Prenatal Care IMR = Infant Mortality Rate NH = Non-Hispanic

	% LBW (< 2,500 G)	% PRETERM (< 37 WKS GESTATION)	% NO EARLY PNC (1 ST TRIMESTER)	% SMOKING**	% NOT BREASTFEEDING	% MOTHER ON MEDICAID
CASS	8.8	11.0	28.7	9.8	21.8 ^S	57.1
FULTON	6.9*	12.3	26.1	11.3	22.7	48.8
JASPER	8.1	9.0	26.7	9.6	12.5	39.4
MIAMI	8.6	10.7	22.3	16.3 ^S	27.9 ^S	51.9
NEWTON	10.1*	13.0	33.1	13.6 ^S	22.5	46.8
PULASKI	7.7*	10.8*	29.2	9.2*	20.0	37.7
STARKE	8.1	10.2	26.8	9.3	16.3	41.5
WHITE	7.3*	8.6	33.9	10.6	16.7	50.2
MIDWESTERN REGION	8.3	10.5	27.9	11.2	20.1	48.2
INDIANA	8.7	10.9	29.1	6.6	16.1	41.1

* = Fewer than 20 birth outcomes, percentage unstable

S = County significantly different from state (significance not calculated for Mothers on Medicaid).

**Due to a change in reporting methods, smoking during pregnancy should not be compared to previous years data.

For more information on infant mortality, visit:
www.in.gov/health/mch/data/infant-mortality

Created by Maternal and Child Health Epidemiology, January 2024

