

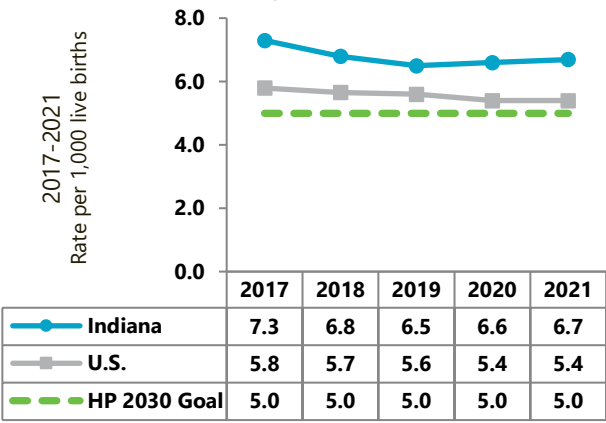
# Infant Mortality

## Indiana 2021



Division of **Maternal & Child Health**

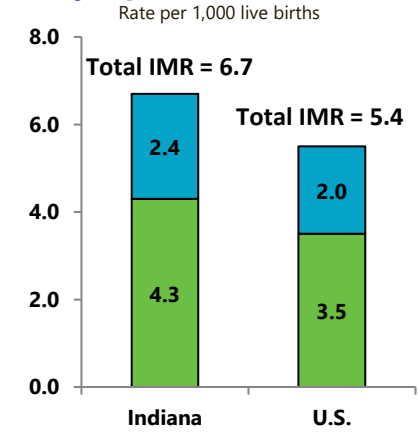
### Infant Mortality Rates



### Infant Mortality Facts

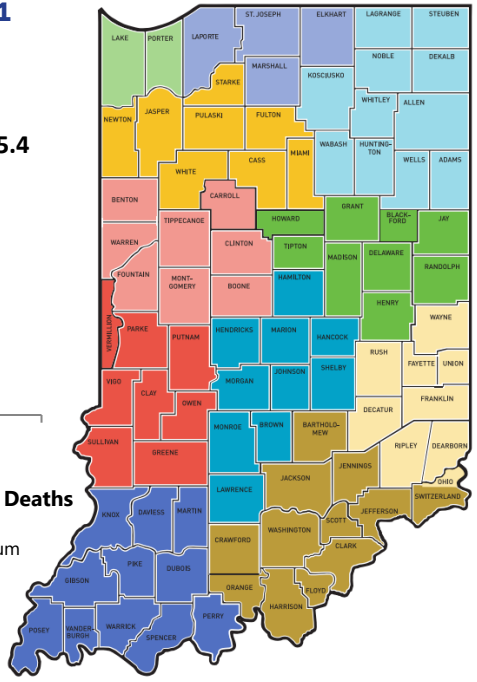
- Infant mortality is defined as the death of a baby before his or her first birthday.
- The infant mortality rate (IMR) is the number of babies who die in the first year of life per 1,000 live births.
- In 2021, there were 536 infant deaths across the state, making the infant mortality rate 6.7.
- In Indiana, the Non-Hispanic (NH) Black infant mortality rate was more than double the NH White rate.
- Neonatal Infant Death = 0 – 27 days
- Post-Neonatal Infant Death = 28 – 364 days

### Infant Mortality Rates by Age of Death, 2021



■ Post-Neonatal Deaths ■ Neonatal Deaths

Note: Age-specific mortality rates may not sum to the overall IMR and cause-specific percentages may not sum to 100% due to rounding.



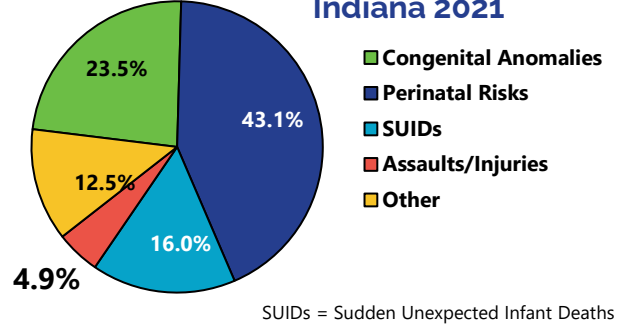
2021	
HOSPITAL REGION	IMR
CENTRAL	6.2
CENTRAL SOUTHWESTERN	7.6
EASTERN	7.4
MIDWESTERN	8.6*
NORTHEASTERN	7.4
NORTHERN	8.9
NORTHWESTERN	6.2
SOUTHEASTERN	5.0*
SOUTHERN	6.0
SOUTHWESTERN	4.1
WESTERN	7.4

\* Rates based on counts less than 20 are considered unstable and should be interpreted with caution.

### How to Reduce Infant Mortality

- Improve overall health for women of child-bearing age
- Promote early and adequate prenatal care
- Decrease early elective deliveries before 39 weeks
- Decrease prenatal smoking and substance use
- Increase breastfeeding duration & exclusivity
- Support birth spacing and interconception wellness
- Promote the ABCs of safe sleep: place baby to sleep alone, on his or her back, in a crib

### Causes of Infant Mortality Indiana 2021



# Birth Outcome Indicators

## Indiana 2021



Division of  
**Maternal & Child Health**

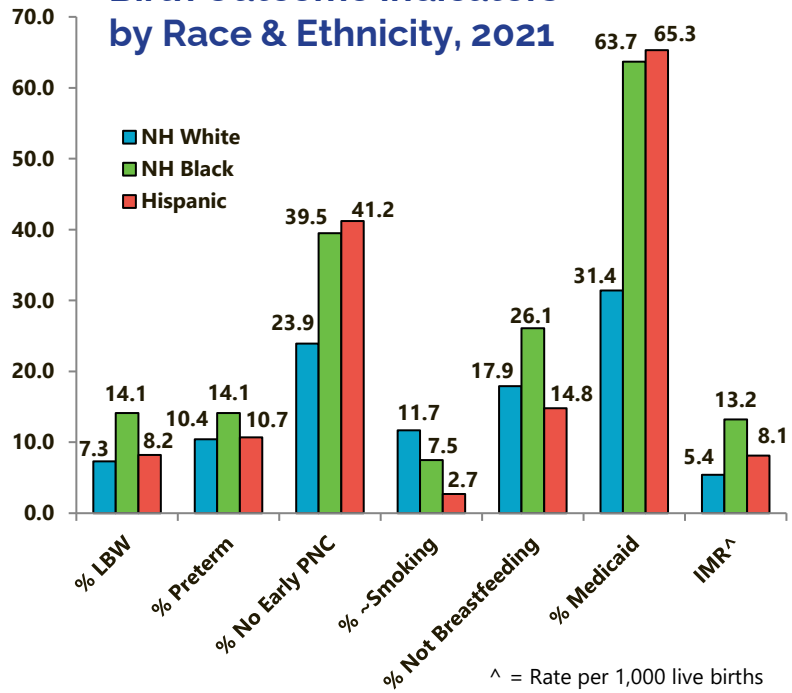
### Indiana Quick Facts

- 79,953 live births:
  - 71.7% NH White
  - 13.6% NH Black
  - 11.0% Hispanic
- Similar low birthweight (LBW) and preterm rate as the nation
- Similar percentage of mothers on Medicaid as the nation
- Nearly 1/3 of pregnant women do not receive early prenatal care (PNC)

### Disparities in Indiana

- NH Black infants in Indiana are more likely to be born LBW or preterm
- NH Black and Hispanic women are more likely to not receive early prenatal care (1st trimester)
- NH Black women in Indiana are less likely to breastfeed at hospital discharge
- NH White women in Indiana are more likely to smoke during pregnancy

### Birth Outcome Indicators by Race & Ethnicity, 2021



LBW = Low Birthweight    PNC = Prenatal Care    IMR = Infant Mortality Rate    NH = Non-Hispanic

2021 REGION	% LBW (< 2,500 G)	% PRETERM (<37 WKS GESTATION)	% NO EARLY PNC (1 <sup>ST</sup> TRIMESTER)	% ~SMOKING	% NOT BREASTFEEDING	% MOTHER ON MEDICAID
NORTHWESTERN	8.6	11.3	33.4	5.8	20.1	45.2
NORTHERN	7.8	9.7	34.8	8.5	16.1	47.9
NORTHEASTERN	7.8	10.0	35.9	9.4	16.1	32.5
MIDWESTERN	8.7	11.5	31.7	16.5	25.2	48.5
WESTERN	8.6	10.8	23.7	9.0	17.3	33.3
EASTERN	8.9	11.5	21.8	17.4	27.0	50.3
CENTRAL SOUTHWESTERN	8.5	12.3	23.2	17.4	23.2	45.6
CENTRAL	8.9	11.1	27.1	6.4	14.8	36.1
SOUTHEASTERN	7.2	10.1	27.7	14.7	26.2	40.8
SOUTHWESTERN	8.3	11.4	19.6	11.5	21.6	39.7
SOUTHERN	8.1	10.9	23.6	15.0	22.2	40.9
INDIANA	<b>8.4</b>	<b>10.9</b>	<b>28.3</b>	<b>9.8</b>	<b>18.6</b>	<b>39.9</b>
U.S.	<b>8.5</b>	<b>10.5</b>	<b>21.7</b>	<b>4.6</b>	<b>16.7</b>	<b>41.0</b>

~Smoking during pregnancy is being collected through new metrics and should not be compared to previous years or to U.S. data

For more information on infant mortality, visit:  
[www.in.gov/health/mch/data/infant-mortality](http://www.in.gov/health/mch/data/infant-mortality)

Created by Maternal and Child Health Epidemiology, October 2023

