

Disparities in Indiana

Infant Mortality 2021

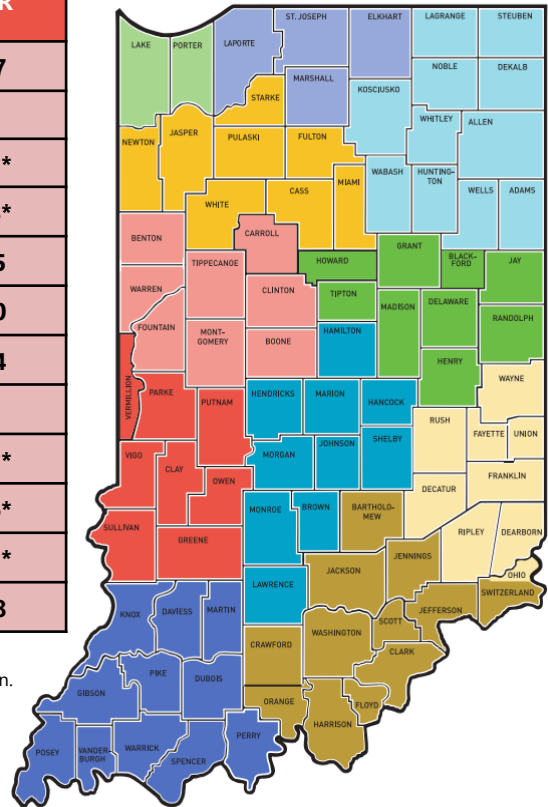


Division of
Maternal & Child Health

What is infant mortality?

- Infant mortality is defined as the death of a baby before his or her first birthday.
- The infant mortality rate (IMR) is the number of babies who die in the first year of life, per 1,000 live births.
- If Indiana (6.7) had the same IMR as the U.S (5.4), about 105 more babies would have survived in 2021.

2017 – 2021				
HOSPITAL REGION	IMR	NH WHITE IMR	NH BLACK IMR	HISPANIC IMR
CENTRAL	6.4	5.1	10.8	5.7
CENTRAL SOUTHWESTERN	7.8	7.5	12.7*	**
EASTERN	7.9	6.9	16.2	8.1*
MIDWESTERN	7.2	7.0	**	7.8*
NORTHEASTERN	6.6	5.7	15.6	8.5
NORTHERN	8.1	6.6	17.1	7.0
NORTHWESTERN	7.0	4.0	13.7	7.4
SOUTHEASTERN	6.2	6.5	18.3*	**
SOUTHERN	6.3	5.9	15.5*	8.1*
SOUTHWESTERN	6.1	5.1	18.1	6.6*
WESTERN	6.3	5.7	15.4	6.3*
INDIANA	6.8	5.7	13.2	6.8



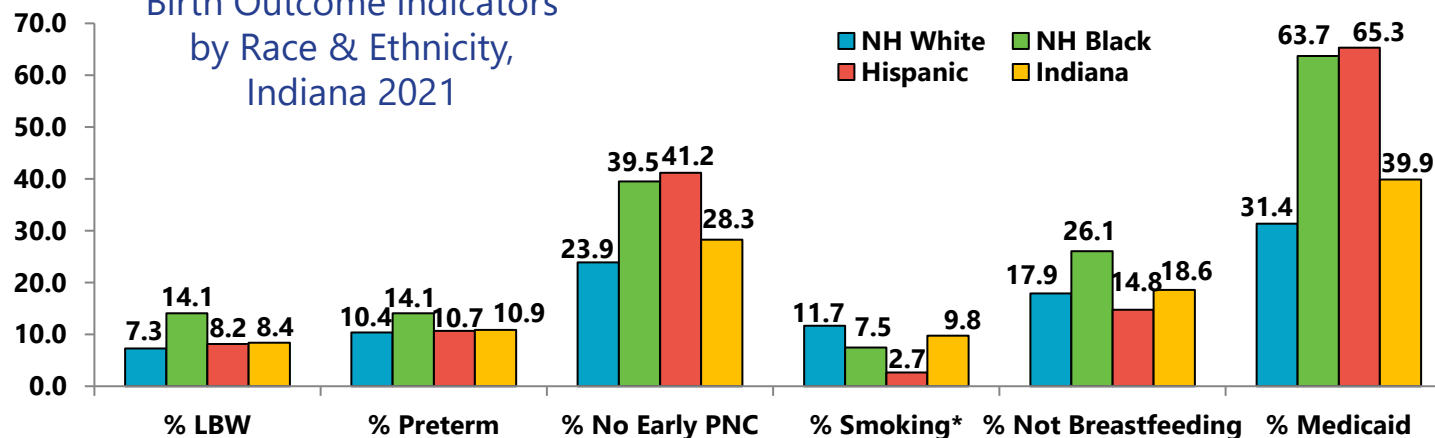
* Rates based on counts fewer than 20 are considered unstable and should be interpreted with caution.
 ** Rates based on counts fewer than 5 were suppressed.

Disparities Defined

- There is a substantial difference in infant mortality rates by race and ethnicity. In 2021, Non-Hispanic (NH) Black babies in Indiana were more than twice as likely to die in the first year of life than NH White babies.
- In Indiana in 2021, the NH White IMR was 5.4 per 1,000 live births, the Hispanic IMR was 8.1 per 1,000 live births, and the NH Black IMR was 13.2 per 1,000 live births.
- If NH Black infants had the same IMR as NH White infants, 85 additional NH Black infants would have survived in 2021.
- There is also a disparity at the national level. In the United States in 2021, the NH White IMR was 4.4, the Hispanic IMR was 4.8, and the NH Black IMR was 10.6. NH Black babies in the United States are more than two times likely to die before their first birthday than NH White babies.

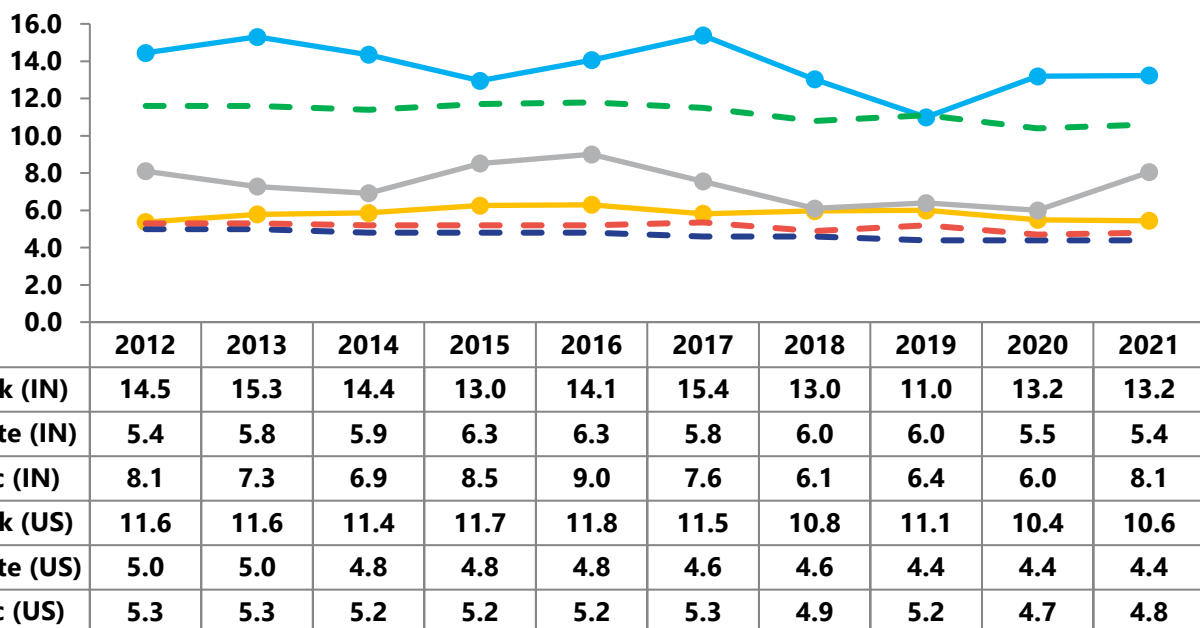
These disparities have been persistent in Indiana and the nation.

Birth Outcome Indicators by Race & Ethnicity, Indiana 2021

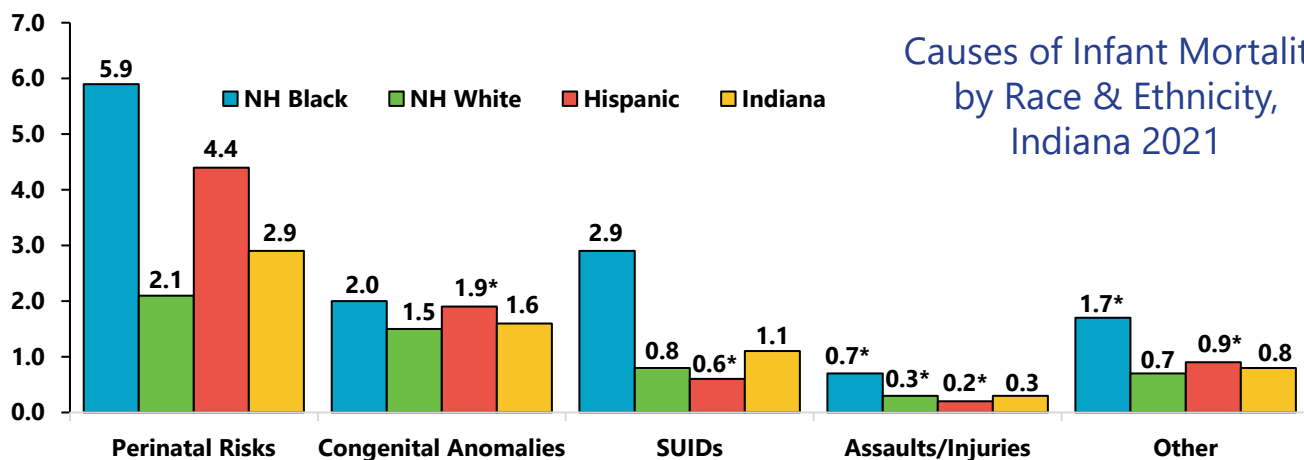


*Smoking is being collected through new metrics and should not be compared to previous years data

Infant Mortality Rates by Race & Ethnicity, 2011-2021



Causes of Infant Mortality by Race & Ethnicity, Indiana 2021



For more information on infant mortality, visit:
www.in.gov/health/mch/data/infant-mortality

Created by Maternal and Child Health Epidemiology, October 2023

