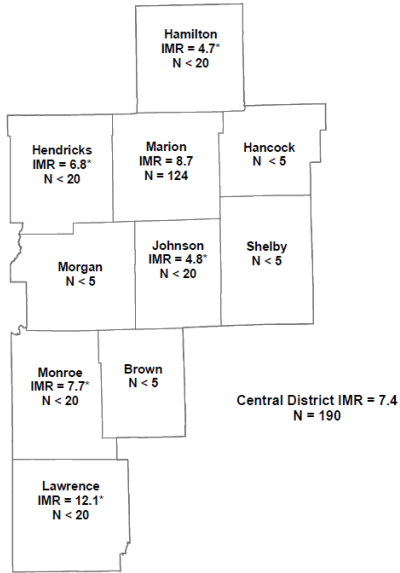


INFANT MORTALITY

Central Hospital Region 2016

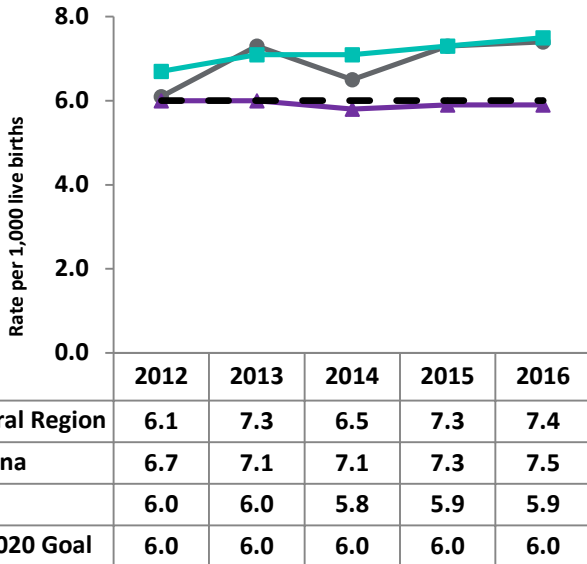
For more information on infant mortality in your area, please see the Indiana State Department of Health Mortality Report, Tables 2 and 8 (<http://www.in.gov/isdh/reports/mortality/2016/index.html>)



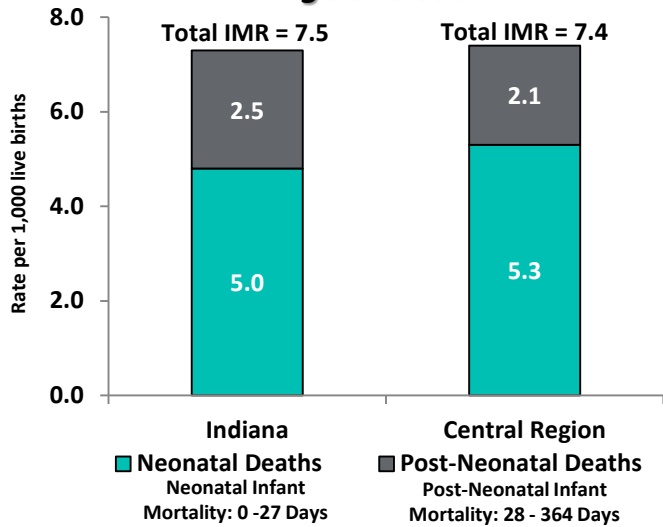
INFANT MORTALITY FACTS

- Infant mortality is defined as the death of a baby before his or her first birthday
- The infant mortality rate (IMR) is the number of babies who die in the first year of life, per 1,000 live births
- Of the 623 Indiana infant deaths in 2016, 190 occurred in the Central Hospital Region
- Black infants are 2.3 times more likely to die than white infants in Indiana & 2.6 times more likely in the Central Hospital Region

Infant Mortality Rates 2012 - 2016



Infant Mortality Rates by Age at Death

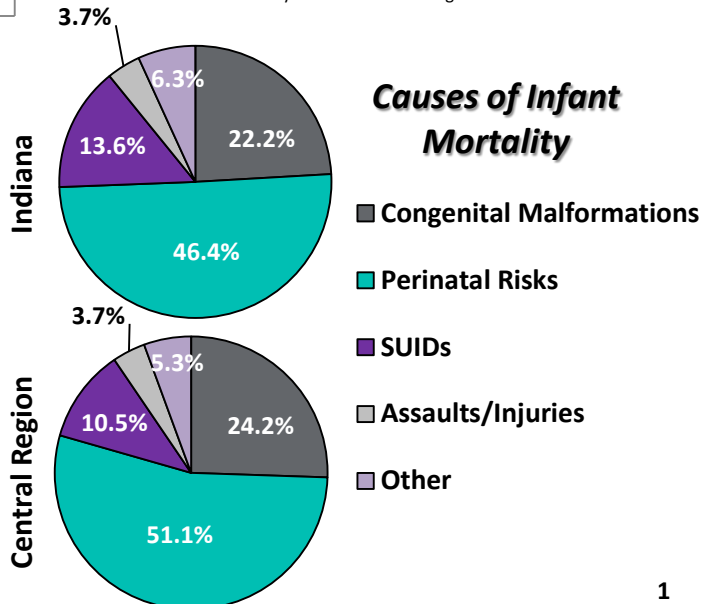


Note: Age specific mortality rates may not exactly equal the overall infant mortality rate due to rounding.

PRACTICES TO REDUCE INFANT MORTALITY

- Improve overall health for women of child-bearing age
- Promote early & adequate prenatal care
- Decrease early elective deliveries before 39 weeks
- Decrease prenatal smoking & substance abuse
- Increase breastfeeding duration & exclusivity
- Support birth spacing & interconception wellness
- Promote the ABC's of safe sleep: place baby to sleep alone, on his or her back, in a crib

Causes of Infant Mortality



BIRTH OUTCOME INDICATORS

Central Hospital Region 2016

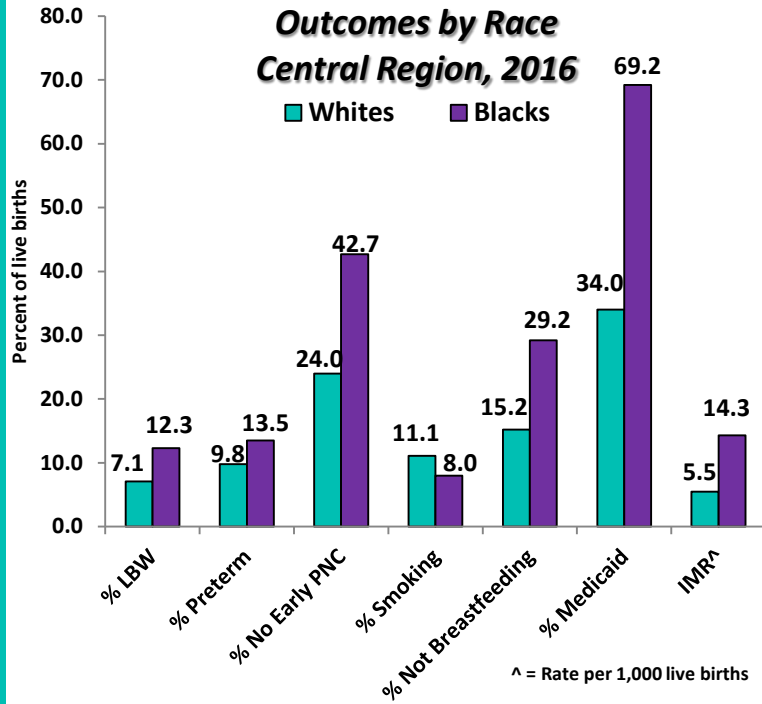
For more information on birth outcomes in your area, please see the Indiana State Department of Health Natality Report, Table 32 (<http://www.in.gov/isdh/reports/natality/2015/index.html>)

INDIANA QUICK FACTS

- Smoking rates among pregnant women continue to be higher than the national rate
- Almost 1/3 of pregnant women do not receive early PNC
- Black women in Indiana are more likely to have a LBW or preterm baby & not get early PNC
- White women in Indiana are more likely to smoke during pregnancy

CENTRAL REGION QUICK FACTS

- There were 25,711 births in the Central Region
- Higher percentage of preterm births when compared to Indiana
- Higher percentage of women receiving PNC in the first trimester
- Lower percentage of women smoking during pregnancy
- Higher percentage of women breastfeeding at hospital discharge



LBW = Low Birthweight PNC = Prenatal Care IMR = Infant Mortality Rate

	% LBW (< 2,500 G)	% PRETERM (<37 WKS GESTATION)	% NO EARLY PNC (1 ST TRIMESTER)	% SMOKING	% NOT BREASTFEEDING	% MOTHER ON MEDICAID
BROWN	7.0	5.3*	33.3	17.5	15.5	40.4
HAMILTON	6.8	9.4	16.0 ^S	2.4 ^S	5.7 ^S	11.8 ^S
HANCOCK	8.0	10.3	15.7 ^S	8.2	11.5 ^S	19.9 ^S
HENDRICKS	7.2	9.6	21.3 ^S	7.2 ^S	15.0 ^S	19.9 ^S
JOHNSON	6.4	8.7	22.9 ^S	12.9	18.1	32.5 ^S
LAWRENCE	7.1	9.7	27.0	29.2 ^S	24.0	44.6
MARION	9.2 ^S	11.5 ^S	35.7 ^S	9.9 ^S	21.7 ^S	56.7 ^S
MONROE	6.5	8.2	21.4 ^S	13.4	8.1 ^S	21.7 ^S
MORGAN	7.4	6.9	28.2	21.7 ^S	21.7	40.9
SHELBY	5.5	6.5	20.1 ^S	19.3 ^S	22.0	42.5
CENTRAL REGION	8.1	10.4	28.8	9.9	17.6	41.7
INDIANA	8.2	10.0	30.7	13.5	19.1	41.7

* = Unstable rate due to fewer than 20 birth outcomes.
S = Significantly different from state.