



MARION COUNTY
PUBLIC
HEALTH
DEPARTMENT

Prevent. Promote. Protect.

ANNUAL REPORT 2024

Table of Contents

3	Message to the Community
4	Narrative Recap
7	Statistics
8	ACTION Health Center
9	Bell Flower Clinic
9	Chronic Disease
9	Community-Based Care
9	Dental Health
10	Environmental Health Safety & Management
10	Food & Consumer Safety
11	Healthy Homes, Environmental, Consumer Management & Senior Care
11	Housing & Neighborhood Health
12	Immunizations
12	Maternal & Child Health
13	Mosquito/Rodent Control
13	Nutrition Services
13	Public Health Laboratory
14	Refugee Health
15	Ryan White/HIV Services
15	Safe Syringe Access & Support
16	Selected Notifiable Diseases
17	Social Work
17	Vital Records
18	Water Quality & Hazardous Materials Management (WQHMM)
18	Women, Infants & Children (WIC)
19	Leading Causes of Death
20	Financials
23	Service Locations
24	Administrative Team

MESSAGE TO THE COMMUNITY



Virginia A. Caine, M.D.
Director & Chief Medical Officer

It is my pleasure to present this report to the community, highlighting the Marion County Public Health Department's activities for 2024. This year documents a remarkable and historic year for public health in Indiana- State Policymakers provided critical new funding with the Health First initiative to support primary core public health services and improve public health infrastructure. We live in a rapidly changing world where the next major crisis is just around the corner. This report provides many examples of how we achieved our goals of protecting the health of our community, preventing disease, injury, and disability, and preparing the public to respond better to health concerns. But whatever challenges we faced, our team of dedicated health professionals responded with integrity, determination, expertise, compassion, and speed to protect the health and well-being of our residents.

The Marion County Public Health Department is committed to improving the health and well-being of those who live, work, or visit Marion County. This report chronicles the numerous accomplishments made by the health department in 2024.

As you read this report, please notice the extent to which your health department delivers on all ten essential services of public health to you. Those services are: monitoring health; diagnosing and investigating health hazards; informing and educating about health issues; mobilizing partnerships; developing health policies; enforcing environmental laws; improving access to care; assuring a competent public health workforce; evaluating health services; and researching public health concerns. This is the standard of excellence that we always strive to achieve.

But public health must also be adaptable. In 2024, we conducted a Community Health Assessment using data and input from our partners and community to determine public health priorities for the next five years. We held community-wide violence reduction workshops to address rising gun violence among our youth. We had a groundbreaking ceremony for a new, state-of-the-art two-story public health laboratory and administrative building to better serve our community, which is expected to open in the fall of 2026. And for the widely anticipated total solar eclipse, we provided over 50,000 free protective eyewear to the public for safely viewing the event, which occurred over Indianapolis in the spring.

Our accomplishments would not be possible without our many partnerships and collaborations with the community that shares our goals and values. Collectively, we are making a difference.

We do it all for you!

Sincerely,

A handwritten signature in black ink that reads "Virginia A. Caine MD". The signature is written in a cursive, flowing style.

Virginia A. Caine, M.D.
Director and Chief Medical Officer



2024 HIGHLIGHTS

MCPHD performed a community health assessment in 2024, gathering demographic and health-related information about the population, and seeking input from community partners and the public to identify impactful health issues and health needs. The five priorities were selected to be addressed over the next five years: Mental Health, Equitable Access to Healthcare, Health Equity, Infant Mortality, and Housing.

MCPHD received a little more than \$11 million in Health First Indiana funds from the State of Indiana in 2024. The funds were used to support staff salaries in Dental Health, Sexually Transmitted Disease Control, TB Control and Case Management, Vital Records, Food Protection, Housing, and Water Quality and Hazardous Materials. Funds also supported the implementation of the 2024 Community Health Assessment for Marion County and the Marion County Top Ten Coalition.

MCPHD staff hosted a Public Health Open House on April 6. About 400 people attended the event, which included information about MCPHD programs and provided free protective glasses for safely viewing the upcoming total solar eclipse.

MCPHD hosted community-wide violence reduction workshops as part of a larger effort to reduce gun violence among our youth. The workshops included a presentation on MCPHD's Community Resource Directory, a website that connects parents, caretakers, and youth to more than 300 essential free or low-cost support services.

MCPHD's Dental Smile Mobile, a 40-foot, fully equipped mobile dental office providing preventive and basic services to children ages 2 to 19, gained access to two additional schools: one in Perry Township and one in Washington Township.

MCPHD staff helped construct the walls of a three-bedroom home during their fourth Habitat for Humanity Panel Build Event.

The National Medical Association (NMA), the nation's oldest and largest organization representing over 50,000 African American physicians and the patients they serve, recently installed Virginia A. Caine, M.D., as its 125th President during its 122nd Annual Convention and Scientific Assembly in New York City in August.

MCPHD held a groundbreaking ceremony for a new two-story public health laboratory, clinic, and administrative building. The new building – expected to open in fall 2026- will house the MCPHD's laboratory facilities, the Bell Flower Clinic, Vital Records offices, and Immunization Records offices.

MCPHD's Overdose Data to Action team planned and operated a door-to-door outreach event in a near-northeast neighborhood to provide information on overdose prevention and response, and to distribute naloxone – a medicine that rapidly reverses opioid overdoses. In addition to the outreach efforts, staff members and volunteers used litter pickers and heavy equipment boom trucks to collect and discard 2,260 pounds of debris from the neighborhood.

BUREAU OF ENVIRONMENTAL HEALTH OVERVIEW

The Bureau of Environmental Health consists of six departments:

- Environmental Health, Safety, and Management
- Food and Consumer Safety
- Healthy Homes, Environmental Consumer Management and Senior Care
- Housing and Neighborhood Health
- Mosquito/Rodent Control and
- Water Quality and Hazardous Materials Management.

The Bureau of Environmental Health is primarily responsible for enforcing laws and regulations that protect our health and ensure a safe and healthy environment. This is done through inspections of residential and business properties; cleaning vacant homes and lots; sampling residential wells, lakes, and streams; and providing services to eliminate pests that may cause disease. The Bureau also accomplishes this mission through education by attending neighborhood meetings; volunteering for activities that improve the quality of life for neighborhoods; working with our most vulnerable populations – children and seniors; producing educational newsletters; and serving on committees with public and private partners throughout the community to achieve health and safety goals.





BUREAU OF POPULATION HEALTH OVERVIEW

The Bureau of Population Health comprises 16 areas that provide a variety of direct personal health care and population health support services that cover the entire lifespan.

- ACTION Health Center
- Chronic Disease
- Community-Based Care
- Dental Health
- Foreign-born/Refugee Health Program / Tuberculosis (TB) Control
- Immunizations
- Infectious Diseases
- Maternal and Child Health
- Nutrition Services
- Public Health Laboratory
- Ryan White/HIV Services
- Sexually Transmitted Disease Control
- Social Work
- Substance Use Outreach Services
- Vital Records
- Women, Infants, and Children (WIC) Program

Vital Records maintains the official birth and death records for Marion County.

Several areas are involved in diagnosis, treatment, and population surveillance and control of communicable diseases, including the Infectious Diseases and Immunization Program, the Sexually Transmitted Diseases Control Program, the Tuberculosis Control Program, and the HIV/Ryan White Services Program.

Personal health care areas include the ACTION Health Center, Community-Based Care, which provides a variety of Public Health Nursing services; Dental Health Services; Maternal and Child Health Services; Community Nutrition Services; the WIC Program; Social Work Services; Substance Use Outreach Services; and Chronic Diseases.

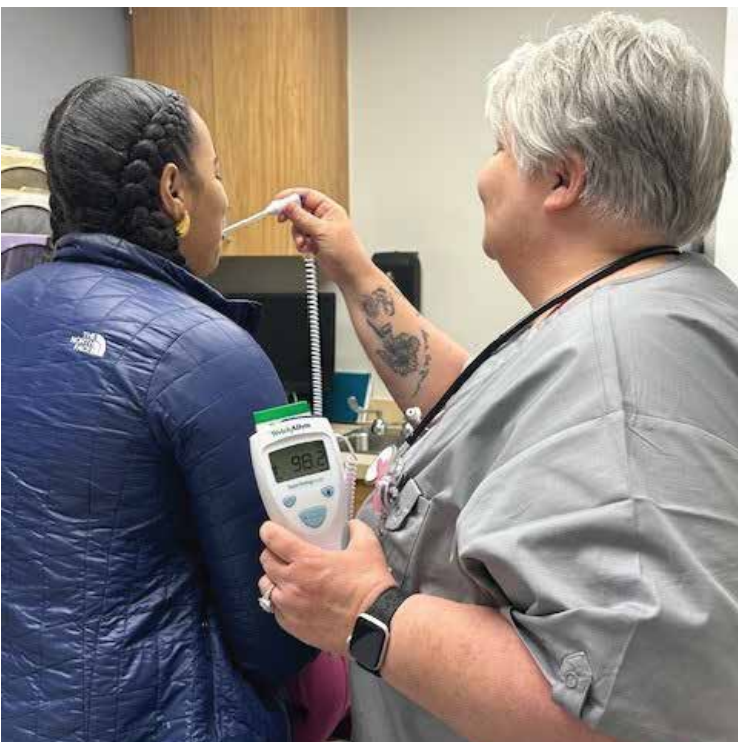
The Public Health Laboratory supports both agencies' bureaus, providing testing for clinical care and environmental protection.

Through its diverse services, the Bureau of Population Health impacts the county's health in many ways.



Statistics





ACTION HEALTH CENTER

2868 N. Pennsylvania, Indianapolis, In 46205

Patient Centered Care

BIRTH TO AGE 27

Family Medicine • Pediatrics • Social Services
Mental Health • Community Education



Hours of Operation

MONDAY / TUESDAY / THURSDAY / FRIDAY: 8 AM - 5 PM
WEDNESDAY: 8 AM - 6 PM
2ND SATURDAY OF EVERY MONTH: 9 AM - 1 PM

ACCEPTING NEW PATIENTS
FOR MORE INFO CALL
317-221-3400

ACTION HEALTH CENTER

Nurse of the Day Encounters (NOD)	1,549
Pediatric Encounters	1,708
Primary Care Encounters	1,409
Total	4,666

BELL FLOWER CLINIC

Disease

Chlamydia	10,034
Gonorrhea	3,609
Syphilis (early)	526
Syphilis (late or unknown duration)	423
Congenital Syphilis	34
Total STI Tests Performed	119,642

Source: Bell Flower Clinic, Epidemiology DR6020

CHRONIC DISEASE

Leading Chronic Disease Mortality Rates* Marion County Cause of Death

Coronary Heart Disease	166.2
Cancer	142.5
Stroke	33
Diabetes	25.1
Other	398.6
All Deaths	765.4

*Rates are per 100,000 and are age-adjusted to the 2000 U.S. standard population

Source: MCPHD Epidemiology, DR3737

COMMUNITY-BASED CARE

Postpartum & Newborn Visits	798
Tuberculosis (TB) Encounters	4,862
Home Visits	6,037
Walk-In Services & Appointments	11,113
Reach Out & Read (# of Books Provided)	3,302
Vision Screenings	41,865
Hearing Screenings	33,071
Total # Community Based Care services	101,048

Source: Community-Based Care

DENTAL HEALTH

Dental Clinic Services

Number of clinic sites	8
Number of visits at clinics	9,058
Number of prevention services at clinics	16,283
Number of treatment services at clinics	3,965
Number of sealants applied	2,512
Total # of Dental Health Services at clinics	31,818

Health Education Services

Screenings	439
School-Based Education, Head Start, Preschool, Daycare Encounters	6,835
Health Fair Educational and Community Project Encounters	367
Total # of Dental Education Services	7,641

Source: Dental Health





ENVIRONMENTAL HEALTH SAFETY & MANAGEMENT

Total Weight (lbs) of Debris Removed	7,342,444
Total Properties Cleaned	1,289
Cleaned by Others	229
Total Court Orders Cleaned	129
Total Properties Reconciled	1,617
Billing Lien Releases Prepared	594

Tool Loan Program

Total Events	17
Total Number of Tools Loaned Out	523

Community Collaborative Clean-Ups

Total Events	7
Total Weight (lbs) of Debris Removed	178,560

Source: Environmental Health Safety & Management

FOOD & CONSUMER SAFETY

Total Permits Issued	7,767
Total Routine Inspections	5,299
Total Pre-Opening Inspections	485
Total Re-Inspections & Complaints	4,723
Total Fire Investigations/Semi Accidents	57
Total Civil Penalties (Totaling \$114,4750)	505

Source: Food & Consumer Safety

HEALTHY HOMES, ENVIRONMENTAL CONSUMER MANAGEMENT & SENIOR CARE

Bed Bug Inspection Calls	477
Bed Bug Inspections Completed	369
Initial Lead Inspections	101
Lead Compliances	54
Healthy Homes Assessments	63
Total Blood Lead Tests	1,845
Number of Children in Case Management	144

Source: Healthy Homes, Environmental Consumer Management & Senior Care

HOUSING & NEIGHBORHOOD HEALTH

Housing

Total Registered Complaints Received	11,578
Average # of Days to Service a Complaint	2
Average # of Days to Service a Reinspection	4

Housing (Occupied Repairs)

Complaints Received	7,497
Occupied Order Issued	5,497
Reinspection's Conducted	11,898
Compliances	5,640

Trash (Exterior Sanitation)

Complaints Received	4,737
Exterior Orders Issued	12,263
Reinspection's Conducted	18,208
Compliances	12,745
Referrals Made to EHSM for Exterior Property Clean-up	1,593
Tickets Issued	1,785
Tickets Voided	851
Tickets Referred to Legal	756
Case Compliance After Ticketing	1,575
Revenue From Paid Tickets	\$122,650


Vehicle

Complaints Received	538
State Statute Abandoned Vehicle Orders Issued	253
Reinspection's Conducted	259
Compliances	256

Environmental Court

Housing Cases Filed	1,696
Trash Cases Filed	1,441
Total Cases Filed	3,137
Total Cases Resolved	2,954
Summons Served	5,004
Environmental Deputy Court Order Security Assists	176

Source: Housing & Neighborhood Health





IMMUNIZATIONS

Immunizations

Children VFC Doses	31,214
Adult 317 Doses	4,245
Private Purchase Vaccines	13,814
Pneumonia Vaccines	934
Covid Immunization Doses	11,366
Total Immunizations	61,573

Source: Communicable Disease Program

MATERNAL & CHILD HEALTH

Mother's Race	Total Births All Ages	Total Births Mothers 10-19	Percent of Total Births
White*	3,993	116	3.1%
Black*	4,169	223	5.4%
Hispanic	3,437	293	8.5%
Total**	12,353	670	5.4%

*Non-Hispanic only **Totals include races other than those listed

Source: MCPHD Epidemiology, DR3737



INFANT MORTALITY RATES BY RACE

(Number of infants who died during first year of life per 1,000 live births)

White*	7.9
Black*	12.7
Hispanic	4.7
All Races	10

*Non-Hispanic only

NEONATAL MORTALITY RATES BY RACE

(Number of infants who died during first 28 days of life per 1,000 live births)

White*	6.2
Black*	9.1
Hispanic	5.5
All Races	7.8

*Non-Hispanic only

Source: MCPHD Epidemiology, DR3737



MOSQUITO /RODENT CONTROL

MOSQUITO CONTROL

Breeding Sites Treated	5,779
Adulticiding Linear Miles Sprayed	3,429.10
Adulticiding Complaints	7,417
Catch Basins Treated	5
Mosquitofish Distributed	921
Waste Tires Collected	6,622
Education School Presentations	5
Education Health Fairs	6
Wasp Nests Treated	3
Mosquitoes Tested for West Nile Virus	16,616

RODENT CONTROL

Complaints Received	1,024
Presentations	5
Housing	13
Dumpsters Surveyed	590

Source: Mosquito/Rodent Control

NUTRITION SERVICES

Breastfeeding Encounters	75
Medical Nutrition Therapy Encounters*	996
Watch Me Grow	1,515
Head Start (Pre-School Programming)	1,035
Nutrition Education Encounters	1,373
Commodity Food Program	12,007
Total Nutrition Services	17,001

Source: Nutrition Services

PUBLIC HEALTH LABORATORY

Clinical Laboratory Specimens	148,663
Environmental Laboratory Samples	50,259
COVID-19 Tests Performed	157
MonkeyPox (MPOX)	9

Source: Public Health Laboratory





REFUGEE HEALTH

The refugee program works in partnership with local resettlement agencies, IDOH, FSSA, private sponsors, and healthcare providers to provide eligible clients with culturally and linguistically appropriate health screenings, assessments, and referrals. Our population includes refugees, secondary refugees, asylees, parolees, victims of human trafficking, and those seeking to become permanent U.S. residents.

Country of Origin

Country of Origin	# of Clients
Afghanistan	267
Congo, Dem. Rep. Of	258
Myanmar	195
Venezuela	105
Syrian Arab Republic	67
Tanzania, United Rep	67
Rwanda	64
Nicaragua	58
Malaysia	56
Haiti	49
Uganda	31
Guatemala	30
Eritrea	24
Ukraine	21
Somalia	18
Ethiopia	16
Burundi	13
Cuba	13
Zimbabwe	13
Colombia	12
India	12
Kenya	12
Thailand	11
Honduras	9
Malawi	9
El Salvador	7
Central African Rep.	6
Jordan	6
Countries with <5 clients = 25	50
Unknown	18
Total	1,517



RYAN WHITE/HIV SERVICES

Percentage of New HIV infections by gender, race, ethnicity, age and exposure category

Gender	%
Female	27.9
Male	69.1

Race/Ethnicity

White, non-Hispanic	20.6
Black, non-Hispanic	60.1
Hispanic	13.3
Asian Pacific Islanders	3
Other	3

Age at Diagnosis (Years)

<15	0
15-24	16
25-34	31.2
35-44	30.9
45-54	14
55-64	4.7
65+	3.3

Exposure Category

Men Having Sex with Men (MSM)	29.9
High-Risk Heterosexual Contact	36.2
Other	32.2

Total Residents Newly HIV-Diagnosed (N) 301

*Counts less than 5 have been suppressed

Marion County Public Health Department, Epidemiology DR5660 Source: eHARS

SAFE SYRINGE ACCESS & SUPPORT (SSAS)

Number of Visits	2,692
Number of Unique Participants	836
Number of New Participants	333
Syringes Distributed	349,020
Syringes Collected	227,770
Number of Naloxone Visits	1,358
Number Of Overdose Reversals	252
Peer Recovery Coach Referrals	235



SELECTED NOTIFIABLE DISEASE

ARBOVIRAL

Anaplasmosis (<i>Anaplasma phagocytophilum</i>)	0
Babesiosis (<i>Babesia</i> species)	1
Brucellosis (<i>Brucella</i> species)	1
Dengue Fever	12
Lyme Disease (<i>Borrelia burgdorferi</i>)	5
Malaria (<i>Plasmodium</i> species)	9
West Nile Virus (WNV)	2

ENTERIC

Botulism, foodborne	2
Botulism, infant	1
Campylobacteriosis (<i>Campylobacter</i>)	125
Cryptosporidiosis (<i>Cryptosporidium</i>)	21
Cyclosporiasis (<i>Cyclospora cayetanensis</i>)	5
E. coli infection, Shiga toxin-producing (STEC)	46
Giardiasis (<i>Giardia lamblia</i>)	80
Listeriosis (<i>Listeria monocytogenes</i>)	0
Salmonellosis (Non-typhoidal)	117
Shigellosis (<i>Shigella</i>)	55
Typhoid & Paratyphoid Fever	2
Vibriosis (<i>Vibrio</i> species, Non-cholerae)	4
Yersiniosis (Non-pestis yersinia species)	13

OTHER PATHOGENS

Carbapenemase-producing organisms (CPOs)	79
Hansen's Disease (formerly known as Leprosy)	2
Streptococcal disease, invasive, Group A	109

RESPIRATORY

Coccidioidomycosis	7
Histoplasmosis (<i>Histoplasma capsulatum</i>)	88
Legionellosis (<i>Legionella</i>)	44

SYNDROMIC SURVEILLANCE

Influenza-illness**	13,934
Gastrointestinal illness**	60,915

VACCINE PREVENTABLE

Haemophilus influenzae, invasive	15
Influenza-associated deaths	28
Mumps	3
Meningococcal disease (<i>Neisseria meningitidis</i>)	2
Pertussis (<i>Bordetella pertussis</i>)	39
Varicella (Chickenpox)	39
Streptococcus pneumoniae, invasive	111
VIRAL HEPATITIS	
Hepatitis A	3
Hepatitis B, acute	43
Hepatitis B, chronic	202
Hepatitis C, acute	32
Hepatitis C, chronic	358

*All numbers are preliminary and subject to change

**Numbers reflect electronic syndromic surveillance of emergency department data

Source: Infectious Diseases



SOCIAL WORK

Social Work Overall Services

Number of Procedures	8,533
Number of Clients	1,092
Number of Encounters	7,409

Adolescent Health Services

Number of Procedures	1,976
Number of Clients	241
Number of Encounters	1,644

District/Housing Services

Number of Procedures	5,852
Number of Clients	883
Number of Encounters	5,185

School-Based Services

Number of Procedures	705
Number of Clients	50
Number of Encounters	580

School-Based Services (Encounters)

Crispus Attucks Medical Magnet High School	257
Shortridge High School	323

Source: Social Work

VITAL RECORDS

Marion County Birth Statistics

Total Births	19,167
Births to Residents	12,380
Certified Copies: Birth Certificates	64,443

Marion County Death Statistics

Total Deaths	11,041
Deaths of Residents	8,376
Fetal Deaths	237
Fetal Deaths of Residents	124
Certified Copies: Death Certificates	53,738

Source: Vital Records



WATER QUALITY & HAZARDOUS MATERIALS MANAGEMENT (WQHMM)

Body Art Facility Licenses Issues	160
Body Art Inspections Completed	292
Drinking Water Well Samples	329
Hazardous Materials Inspections	562
Indoor Air Quality Inspections	422
Public Pool Inspections	2,679
Public Pool Construction Inspections	16
Public Pool Samples	1,529
Public File Review Requests	404
Radon Detectors Placed	90
Septic Permits Issued, Repair	34
Septic Permits Issued, New	46
Septic Construction Approval	59
Septic Code Enforcement	777
Surface Water Samples	2,315
Well Permits Issued	114
Well Pump Permits Issued	496
Wellfield Inspections	116

Source: Water Quality & Hazardous Materials Management

WOMEN, INFANTS & CHILDREN (WIC)

Total # of WIC clients	32,466
Average number participating women each month*	7,795
Average number participating infants each month	8,338
Average number participating children each month	16,333

*Of the 7,795 participating women each month, about 2,042 of them were pregnant, about 1,120 were breastfeeding exclusively, and about 2,625 were breastfeeding partially.

LEADING CAUSES OF DEATH (BY RACE) IN 2024


Cause of Death	Totals	White*	Black*	Latino	Other Race/Ethnicity
Diseases of heart	1628	1026	523	44	35
Malignant neoplasms	1450	941	421	43	45
Accidents	650	338	229	57	26
Chronic lower respiratory diseases	400	319	75	4	2
Cerebrovascular diseases	313	188	102	12	11
Diabetes mellitus	251	139	102	5	5
Alzheimer disease	187	128	57	1	1
"Nephritis, nephrotic syndrome & nephrosis"	176	103	64	3	6
Assault (homicide)	169	31	120	15	3
Unspecified dementia	168	103	59	3	3
Intentional self-harm (suicide)	166	123	32	5	6
Senile degeneration of brain, not elsewhere classified	143	104	36	2	1
Chronic liver disease & cirrhosis	117	67	33	11	6
Septicemia	90	49	39	1	1
Influenza & pneumonia	81	54	25	1	1
Essential hypertension & hypertensive renal disease	74	43	28	1	2
Certain conditions originating in the perinatal period	65	13	30	12	10
COVID-19	64	44	18	1	1
Nutritional deficiencies	63	45	13	1	4
Pneumonitis due to solids & liquids	63	45	18		
All other causes (residual)	1211	755	359	52	45
Total	7529	4658	2383	274	214

LEADING CAUSES OF DEATH (BY AGE) IN 2024

Cause of Death	Totals	<10	10-14	15-24	25-34	35-44	45+
Diseases of heart	1628		1	3	9	49	1566
Malignant neoplasms	1450	3	2	4	13	32	1396
Accidents	650	21	2	49	109	124	345
Chronic lower respiratory diseases	400			1	1	4	394
Cerebrovascular diseases	313	2		1	2	6	302
Diabetes mellitus	251		1		6	11	233
Alzheimer disease	187						
Nephritis, nephrotic syndrome & nephrosis	176	1			1	5	169
Assault (homicide)	169	1	1	52	46	37	32
Unspecified dementia	168						
Intentional self-harm (suicide)	166			28	31	27	80
Senile degeneration of brain, not elsewhere classified	143						
Chronic liver disease & cirrhosis	117				7	12	98
Septicemia	90					3	87
Influenza & pneumonia	81				2	4	75
Essential hypertension & hypertensive renal disease	74						74
Certain conditions originating in the perinatal period	65	65					
COVID-19	64				1		63
Nutritional deficiencies	63	2					61
Pneumonitis due to solids & liquids	63				1	2	60
All other causes (residual)	1211	60	8	15	34	73	1021
Total	7529	155	15	153	263	389	6554

Source: MCPHD Epidemiology, DR3737 | *Non-Latino

Financials



EXPENDITURES

Administration

Administrative Services	8,134,049
Support Services	2,537,460
Total Administration	10,671,509

Population Health

Clinical Preventive	211,694
Epidemiology	4,173,421
Chronic Disease	2,756,901
Health Promotion	2,460,308
Violence Prevention	153,278
Injury Prevention	66,742
Maternal/Child Health	3,262,431
School Health	1,701,078
Dental Health	4,432,756
Adolescent Health	1,670,203
Nutrition Services	9,398,541
Social Work Services	1,432,342
Vital Statistics	1,478,641
Central Records	128,164
Community-Based Care	9,078,816
Foreign-Born Care	1,549,135
HIV/AIDS	7,313,681
Immunization Services	4,169,019
Sexually Transmitted Diseases	4,781,655
Laboratory	3,487,300
Infectious Disease Control	1,928,259
Public Health Preparedness	2,139,862
Substance Use Outreach	672,045
TB Control	3,173,785
Total Population Health	71,620,056

Environmental Health

Water Quality & Hazardous Materials Management	2,990,532
Unsafe Building Program	-
Food and Consumer Safety	2,947,193
Environmental Health Safety & Management	2,118,602
Housing & Neighborhood Health	4,424,800
Rodent Control	565,470
Mosquito Control	1,803,930
Systematic Code Enforcement	431,671
Healthy Homes, Environmental Consumer Management & Senior Care	1,936,161
Total Environmental Health	17,218,359

Total Expenditures

99,509,924





REVENUES

Taxes	41,416,949
Licenses & Permits	5,090,272
Intergovernmental	375,459
Health First Indiana Funding	11,792,003
Grants	38,689,822
Charges and Services	2,121,572
Miscellaneous	1,503,271
Total Revenues	100,989,348

ACTION HEALTH CENTER

2860 North Pennsylvania Street
Indianapolis, IN 46205

BED & BRITCHES, ETC. (BABE)

4040 North Rural Street
Indianapolis, IN 46205

BELL FLOWER CLINIC

640 Eskenazi Avenue
Indianapolis, IN 46202

CHRONIC DISEASE PROGRAMS

3838 North Rural Street
Indianapolis, IN 46205

COMMUNITY-BASED CARE

3838 North Rural Street
Indianapolis, IN 46205

DENTAL HEALTH PROGRAM

3838 N. Rural Street
Indianapolis, IN 46205

ENVIRONMENTAL HEALTH SAFETY & MANAGEMENT

4040 North Rural Street
Indianapolis, IN 46205

EPIDEMIOLOGY

3901 Meadows Drive
Indianapolis, IN 46205

FOOD & CONSUMER SAFETY

4701 North Keystone Avenue, Suite 500
Indianapolis, IN 46205

HEALTHY HOMES, ENVIRONMENTAL CONSUMER MANAGEMENT & SENIOR CARE

3901 Meadows Drive
Indianapolis, IN 46205

HEALTHY FAMILIES

4701 Kingsway Drive, Suite 300
Indianapolis, IN 46205

HOUSING & NEIGHBORHOOD HEALTH

3838 North Rural Street
Indianapolis, IN 46205

INFECTIOUS DISEASE, SAFE SYRINGE ACCESS & SUPPORT & IMMUNIZATIONS

3838 North Rural Street
Indianapolis, IN 46205

MATERNAL & CHILD HEALTH

3838 North Rural Street
Indianapolis, IN 46205

MOSQUITO/RODENT CONTROL

4001 East 21st Street
Indianapolis, IN 46218

NORTHEAST DISTRICT HEALTH OFFICE

6042 East 21st Street
Indianapolis, IN 46219

NORTHWEST DISTRICT HEALTH OFFICE

Pecar Health Center
6940 North Michigan Road
Indianapolis, IN 46268

NUTRITION SERVICES

3838 North Rural Street
Indianapolis, IN 46205

PUBLIC HEALTH LABORATORY

3838 North Rural Street
Indianapolis, IN 46205

RYAN WHITE & HIV/AIDS PROGRAMS

1650 North College Avenue
Indianapolis, IN 46202

SOUTH DISTRICT HEALTH OFFICE

7551 South Shelby Street
Indianapolis, IN 46227

SUBSTANCE USE OUTREACH SERVICES

1650 North College Avenue
Indianapolis, IN 46202

WATER QUALITY & HAZARDOUS MATERIALS MANAGEMENT

3901 Meadows Drive
Indianapolis, IN 46205

WOMEN, INFANTS & CHILDREN (WIC)

3838 North Rural Street
Indianapolis, IN 46205

Marion County Public Health Department
Administrative Team

Virginia A. Caine, M.D.

Director & Chief Medical Officer

Darren Klingler

Chief, Bureau of Population Health

Karen Holly, MBA

Director of Operations

Virgil Madden

Director of Diversion Programs & Civic Engagement

Tara L. Parchman, MBA

Director of Finance

Dana Reed Wise, JD, MPH, REHS

Chief, Bureau of Environmental Health





MARIONHEALTH.ORG