



**Hancock County**  
**Health Department**

**2024**

**Annual Report**

## **Table of Contents**

Workforce—Page 3

Finances—Page 4

Environmental Health Statistics—Page 5

Vital Records—Page 6

Public Health Nursing—Pages 7-8

Contact Page—Page 9

## Hancock County Health Department Workforce Statistics

**Mission Statement:** The Hancock County Health Department pledges supportive services to promote the health and wellness of each man, woman, and child of Hancock County. Each individual shall be afforded treatment with respect, kindness, and compassion. The department will enforce and provide services to create public awareness, provide support to the community, and to protect and promote a healthy environment for the citizens of the county.

### Hancock County Board of Health:

James Bever, Chairman of the Board

Darla Baker, Vice-Chairman of the Board

Dr. Scott Capen

Dr. John Hardin

Dr. Christopher Kimmey

Dr. John Ritter

Ray Schreiber

### Health Officer:

Dr. Gary Sharp

### Director:

Crystal Baker

### Environmental Health Staff:

Derek Adams

Michael Gillium

Letsy McCarthy

Brent Wakeland

### Public Health Nursing Staff:

Keltsey Anderton

Debra Ballentine

Brittany Cecil, Supervisor

### Public Health Preparedness Staff:

Katlin Dennis

### Vital Records Staff:

Deborah Chapman

## 2024 Finances

<b>Fund</b>	<b>Name</b>	<b>Beginning Balance 1/1/2024</b>	<b>Receipts</b>	<b>Expenditures</b>	<b>Ending Balance 12/31/2024</b>
1159	County Health Fund	\$1,122,692.19	\$608,608.75	\$704,240.09	\$1,027,060.85
1161	Health First Indiana	\$0.00	\$808,043.93	\$178,234.49	\$629,809.44
1206	LHD Trust Account	\$218,623.20	\$0.00	\$15,810.79	\$202,812.41
4100	Donations	\$4,510.16	\$0.00	\$32.73	\$4,477.43
8906	Medical Reserve Corps	\$176.02	\$0.00	\$176.02	\$0.00
8908	Local Health Maintenance	\$175,068.38	\$0.00	\$35,894.52	\$139,173.86
8909	Bio Terrorism	(\$10,330.44)	\$35,237.74	\$22,089.28	\$2,818.02
8931	NACCHO	\$1,945.18	\$0.00	\$287.28	\$1,657.90
8955	CARES Act	\$694,948.35	\$330,000.00	\$8,036.11	\$1,016,912.24

### Health Department Revenue and Taxes

Property Tax	\$335,454.12
Vehicle Excise Tax	\$25,666.47
Commercial Vehicle Excise Tax (CVET)	\$2,117.14
Financial Institution Tax	\$254.36
Sanitarian Fees (Environmental Health)	\$116,145.00
Vital Records Fees	\$59,750.00
Nursing Fees	\$61,942.95
Miscellaneous Receipts	\$7,274.13
Interest on Checking/Savings	\$4.58

## 2024 Environmental Health Facts and Figures

### Food Establishment Permits & Inspections

Permit Type	Number of Permits	Number of Inspections
Restaurant/Market	230	482
Schools	24	48
Caterers	6	6
Vending	19	12
Non-Profit	10	11
Farmer's Frozen Meats & Other	7	7
Mobile—Yearly	77	70
Temporary	138	130

Food Related Complaints: 27

Food Complaint Inspections: 27

Foodborne Illness Outbreak Investigations: 0

<p><b>Permitting Statistics:</b>                      On-site Sewage System (Septic) New: 52                      On-site Sewage System (Septic) Repair: 40                      Semi-Public/Public Pools: 53                      Tattoo/Body Piercing Establishments: 15                      Tattoo Artist/Body Piercer: 24</p>	<p><b>Inspection Statistics:</b>                      On-site Sewage System Applications: 96                      Semi-Public/Public Pools: 102                      Tattoo/Body Piercing: 39</p> <p><b>Improvements: 249</b></p>
--	---

### Environmental Health Complaints & Investigations:

Nuisance (trash/housing/rodents): 70

Tattoo Shop: 1

Mosquito: 8

Meth Lab: 0

Sewage: 3

Mold: 5

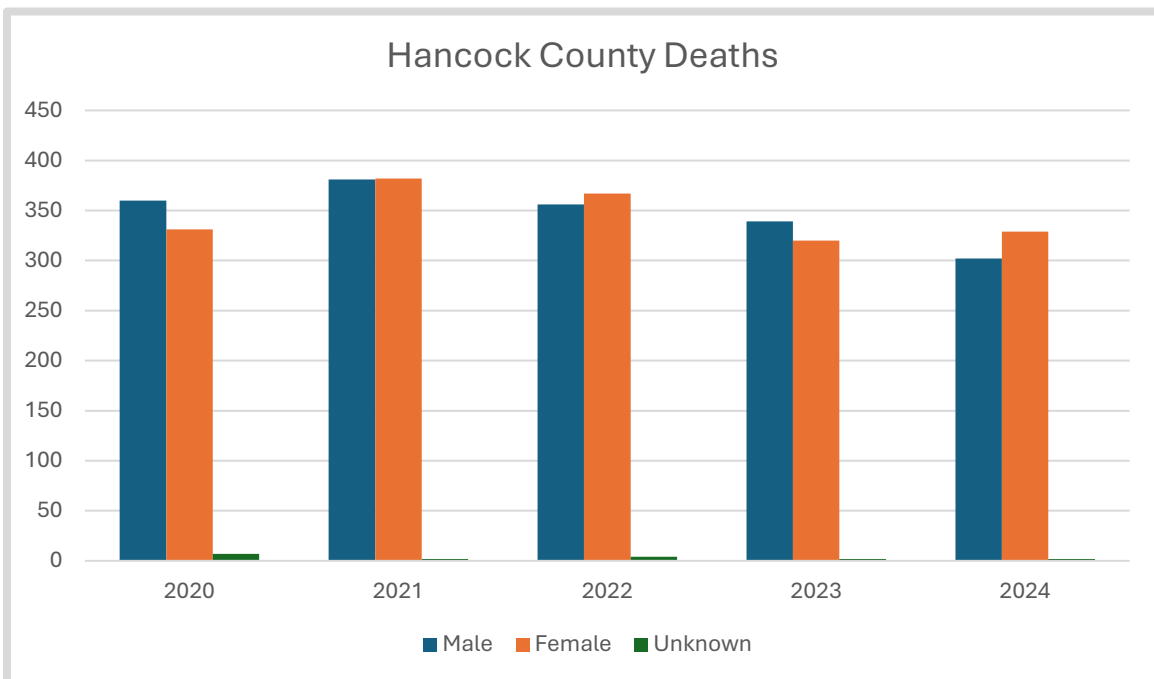
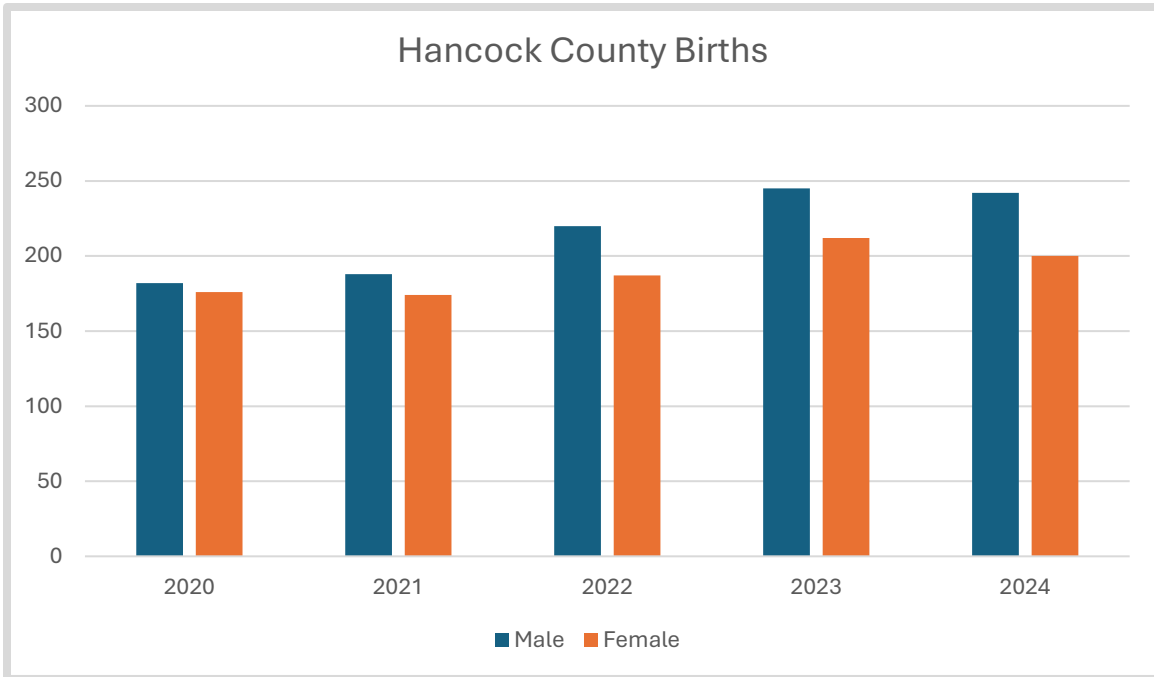
## 2024 Vital Records Statistics

### Birth Statistics

Births in County.....442  
 Birth Certificates Issued.....2,410  
 Paternity Affidavits Filed.....8

### Death Statistics

Deaths in County.....633  
 Death Certificates Issued.....3,334  
 Deaths Over the Age of 100.....3



## 2024 Nursing Division Facts and Figures

### Immunization Clinic Statistics

Patients Immunized.....2,248  
 Number of Vaccines Given.....4,316

### Communicable Disease Statistics

Investigations Completed.....190  
 TB Testing.....410  
 Latent TB Treatment.....26  
 Active TB Treatment.....2  
 Class B1 TB Designations.....5

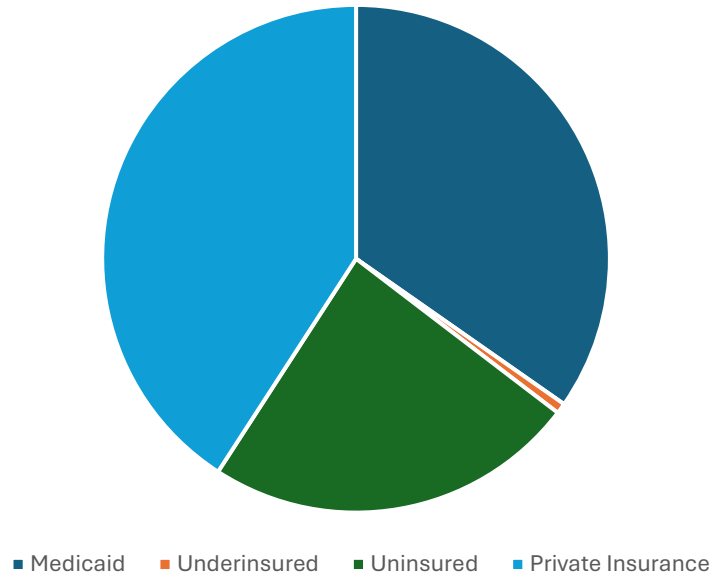
### Additional Services Statistics

Lead Tests.....34  
 Rabies Animal Testing.....1  
 HIV/STI Tests.....12  
 Pregnant Women Receiving Vitamins.....2  
 Adults Participating in Nutrition and  
 Physical Activity Education Program.....12  
 Seniors Participating in Nutrition and  
 Physical Activity Education Program.....6  
 Anti-Bullying Campaign.....686  
 Sleep Sacks Provided.....1  
 Portable Cribs Provided.....1  
 Firearm Locks Provided.....238  
 Hygiene Supplies to Students.....585  
 Quit Kit Lip Balm Supplies.....200  
 Feminine Hygiene Supplies to  
 Students.....564

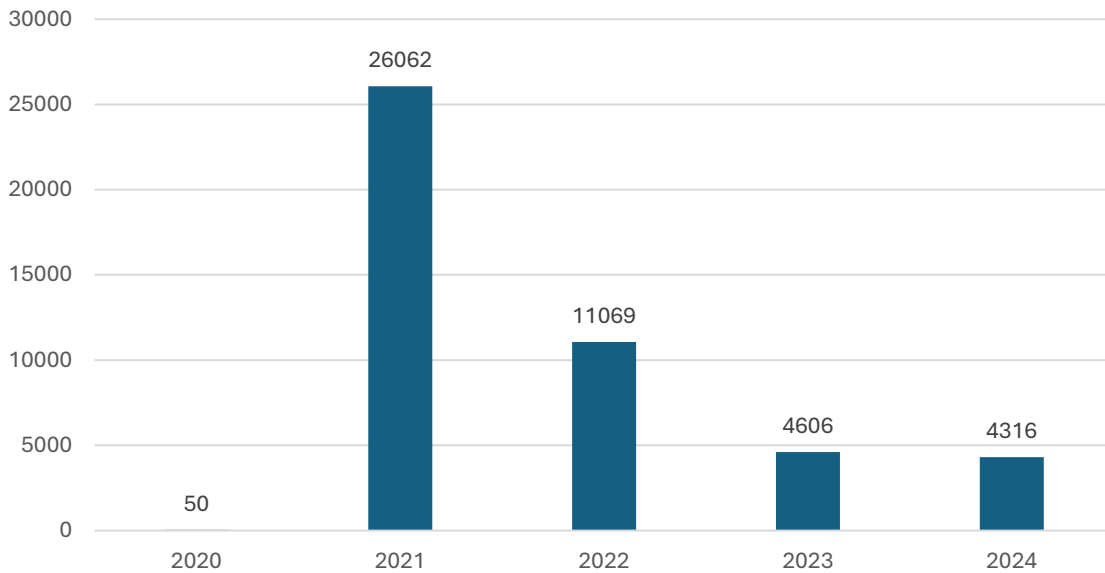
### Screenings/Referrals/Trainings

Blood Pressure Screenings.....28  
 Undiagnosed High Blood Pressure.....7  
 Hemoglobin A1C Screenings.....54  
 Elevated Hemoglobin A1C.....16  
 Diabetes Screenings.....50  
 Diabetes Prevention Program Referrals.....5  
 Diabetes Self-management Education  
 Support Program.....1  
 High Cholesterol Screenings.....48  
 High Cholesterol Identified.....35  
 Food Insecurity.....172  
 Food Assistance Referrals.....3  
 IDOH Breast and Cervical Cancer  
 Referral.....1  
 General Pediatric Referrals.....1  
 Adult Diabetes Clinical Care Referrals.....6  
 Adult General Clinical Care Referrals.....6  
 Adult Insurance Navigation Referrals.....2  
 Child Vision Screenings.....74  
 Quitline/Quit Now Referrals.....5  
 Stop the Bleed Training.....4  
 CPR Training.....1  
 Fall Prevention.....71  
 Substance Use Prevention.....12  
 Mental Health/Suicide Prevention.....37

Patients by Insurance Eligibility Groups



Vaccination Totals by Year





# **Hancock County**

## **Health Department**

**111 American Legion Place, Room 150**

**Greenfield, IN 46140**

**Phone: 317-477-1125**

**Fax: 317-477-1154**

**<https://hancockin.gov/220/Health>**