

Clark County Health Department Annual Report 2024

1201 Wall Street
Jeffersonville, IN 47130



Public Health
Prevent. Promote. Protect.

Submitted March 5, 2025

This Page Left Intentionally Blank



Clark County Health Department 2024 Annual Report

Table of Contents

Health Officer 2024 Overview.....	1
Introduction.....	2
HIV/STD/SSP.....	2
Public Health Nurse.....	4
School Nurse Liaison.....	6
Chronic Disease Prevention and Reduction.....	7
Fatality Review.....	7
Maternal Child Health.....	7
Mobile Integrated Health.....	8
Trauma and Injury Prevention.....	9
Vital Records.....	9
Environmental Health and Food Safety.....	10
Emergency Preparedness.....	12
Conclusion.....	13
Attachment A – Core Public Health Services Activity IDOH Data.....	14
Attachment B – Vital Records Data.....	21
Attachment C – Environmental Health and Food Safety.....	23
Attachment D – Fiscal Report 2024.....	34

This Page Left Intentionally Blank

Clark County Health Department Annual Report

2024 was a historic year for Public Health in the State of Indiana. Our team has worked for years to serve our Clark County citizens in every way possible. However, there were always programs and other initiatives that we could not do because we simply did not have the resources. The Health First Indiana funding initiative from our state legislature changed all that. We were able to add several new programs. We provided education throughout our communities in regard to healthy eating, diabetes, tobacco cessation, and more. We expanded our ability to screen for high blood pressure, elevated blood sugar, and several cancers. Our Mobile Integrated Health team delivered care to our most vulnerable citizens at their place of residence, regardless of ability to pay. They provided substance use disorder education, Narcan training, and CPR training. Our team went into the homes of our new families and provided Safe Sleep education and resources, as well as depression screenings on our new moms. We continued to expand our Pulse Point programs and public Narcan access, now reaching over 1200 monthly responders in our community. Our nurse liaisons strengthened our relationships with our schools with education, vaccines, and other healthcare support, addressing the social determinants of health that affect generations to come.

In addition to all this new programming, we continued to excel at our standard operations. Restaurant and septic inspections, vector control, emergency preparedness, harm reduction, infectious disease testing and so many more activities occur day in day out both in our department and out in the community. I am extremely proud of the manner in which we interact with our community members, always keeping a tone of collaboration and support, while maintaining the standards that keep our community members safe.

Last, but certainly not least, are our team members. We are blessed with the best team that anyone could ask for. They are out there all hours of the day, nights, weekends, whatever is needed, always acting with professionalism and with a smile on their face. Their dedication to our community is continually inspiring and makes me proud to be associated with them. As we move into 2025, we look to continue this momentum and remain dedicated to positively impacting the health of our Clark County citizens in every way possible. Thank you for allowing me to serve as your Health Officer.

Sincerely,

Eric Yazel, MD



Clark County Health Department 2024 Annual Report

Introduction

The Clark County Health Department has endeavored to improve existing services and offer new innovative services for the people who both live and work in Clark County. The department strives for easy access and constantly works to bring programming to the community for current and future growth. The team here at Clark County is proud to share the successes and program updates for 2024. With the implementation of the health department's Health First Indiana Work Plan, positive change can be found through every division of the department.

Indiana Health First Funding (HFI) has been revolutionary for health departments across the State of Indiana. This unprecedented recognition of the relevant work performed by local health departments by our state leadership has allowed for meaningful and significant improvements and resources for the residents of Clark County. CCHD has diligently worked to address all 15 core services. Some of these programs/services are fully functional and some are in progress, but all are being provided for the community.

New services include the implementation of chronic disease management programming for the public consisting of free educational seminars from Purdue University, biometric screenings, communitywide health screenings, and home medical care for those most vulnerable. In addition, partnerships expanded in 2024 to include increased access to child/maternal care with the Family Health Centers of Southern Indiana. Partnerships also evolved across the county as multiple health, business, and government entities have built collaborations to bring impactful programs for those who live and work in Clark County.

CCHD intends to keep the momentum going as we embark on 2025. The department hopes to implement additional programming to include safe sitter classes, free swim lessons, weekly prediabetic classes, increased access to maternal care, address suicide rates in the county, and increase access to cancer screenings at no cost to those who are uninsured. These partnerships will help with both short and long-term goals for a healthier Clark County.

HIV/STD/SSP

The HIV/STI/Syringe Service Programs (SSP) at CCHD had many accomplishments in 2024. Staffing was very consistent in 2024, with only one position requiring replacement throughout the year. The lack of staff turnover for 2024 provided CCHD with HIV/STI/SSP staff that are fully trained within their position, cross-trained to assist in other areas, experienced, efficient, and involved in various community organizations. Staff utilize CCHD's mobile unit for community outreach, frequenting The Community Kitchen and homeless camps, as well as other locations in Clark County with high volume of target communities. The mobile unit distributes harm reduction materials and supplies, education, Narcan, and removes syringes found throughout the community. CCHD also provides sharps collection bins throughout Clark



Clark County Health Department 2024 Annual Report

County, including collection sites in Jeffersonville, Clarksville, and Charlestown.

CCHD outreach testers provided risk counseling for over 1600 community members, conducted HIV tests on almost 1600 community members, and maintained a positivity rate for HIV at 1%, the goal rate set by the Indiana State Department of Health. In addition, CCHD conducted 781 screenings for Hepatitis C. Outreach testers serve as a resource for other local health departments and community organizations, providing regular testing events at various locations throughout the region. Testing events in 2024 were conducted at Hanover College, the Orange County Health Department, the Washington County Health Department, TruHealing Riverbend Recovery Center, Catalyst Rescue Mission, Serenity House, Avenues Recovery Center, Hickory Treatment Center, Exit 0, Jefferson County Jail, Jeffersonville Pride Festival and at a variety of other agencies and community events. These successes were achieved through the unfaltering teamwork of all staff members, willing to pitch in at all times, even short one outreach tester for half of the year. This position was filled in October 2024, leaving the organization functioning at full capacity moving forward.

The Syringe Service Program provides harm reduction education and sexual risk reduction at each visit, and offers wound care, HIV/HCV/STI testing, Narcan, hot/cold weather supplies, bus passes, and COVID test kits for those in need. Each participant is also offered referrals to PrEP for HIV prevention, treatment for HIV and Hepatitis C, substance use treatment facilities and providers, peer recovery agencies and specialists, community assistance (housing, food, shelters, clothing, health insurance, etc.), CCHD services (vaccines, for example), and general medical care. The SSP has a 94.76% syringe return rate and has collected over 8,000 syringes from community returns and sharps box collections.

HIV non-medical case managers (NMCM) served almost 300 people living with HIV/AIDS in 2024. They are now able to enroll clients in additional federal programming based out of Louisville, which provides them with greater access to financial support for basic needs, such as transportation, food, housing, and medical bills. HIV NMCM link clients to Indiana Legal Services, who expanded services in 2024, and is now aiding with eviction/housing expungements and criminal felony expungements, in addition to the developing of living wills, medical power of attorney, advanced directives, and end of life planning. CCHD NMCMs are also working closely with regional correctional facilities, improving access to HIV medical care for inmates incarcerated in county jails. This team is heavily involved in community events and serve in community leadership roles.

The STI/HIV Disease Intervention Specialists (DIS) Program conducted 2,684 STI/HIV investigations in 2024, averaging around 52 new investigations per week. There were 11% more total investigations in 2024 than in 2023, including 32% more syphilis investigations, 8% more HIV/AIDS investigations, and 8% more chlamydia and gonorrhea investigations. While CCHD DIS provide STI/HIV investigations for 14 counties in southeastern Indiana, 30% of all investigations are among Clark County residents. CCHD DIS function as an asset to IDOH by



Clark County Health Department 2024 Annual Report

helping train new outreach testers and disease intervention specialists, as well as assisting in onboarding STI/HIV testing at other local health departments and serving as panelists and discussion leaders during state-wide meetings.

CCHD HIV/STI Program retains numerous community partnerships. Our staff are board members on a variety of local and statewide non-profits and planning committees. CCHD representatives serve as the lead agency and facilitators of meetings and objectives for the Region 10 ZIP coalition (a 14-county coalition developed by IDOH to end the HIV and Hepatitis C epidemics in Indiana), and the Hoosiers Hills AIDS Coalition. CCHD also has membership and representation on the boards of Clark County Cares, Indiana Department of Health HIV/STI/Viral Hepatitis Advisory Council, The Southern Indiana Housing Coalition, Indiana Community Action Group, and host an internal Quality Management and Improvement Board. CCHD continues to have community partnerships with Music City and Derby PrEP, Meals on Wheels, Lifespring Health Systems, Indiana Legal Services, and the University of Louisville. CCHD hosts a Viral Hepatitis C Case Manager weekly to serve as a resource for our community members and increase access to medical care for people living with HCV.

CCHD HIV/STI programs plans for 2025 to be a productive year. All programs are fully staffed with trained and experienced professionals, giving us the opportunity to focus on prevention and response based on specific community needs. We hope to increase our outreach events, increase HIV viral suppression rates, and decrease morbidity of STIs/HCV/HIV within the entire region. We will continue to assist all CCHD and IDOH programs with emergencies, outbreaks, and/or public health hazards.

Public Health Nurse

The CCHD nursing department had another outstanding year. We added two experienced nurses to our team, bringing our staff total to twelve. One of our new hires is also an instructor for the car seat check program and previously volunteered during the Covid pandemic. We have three full-time staff, three school nurse liaisons and six part-time staff. Joyce Vibbert and Mike Marra continue to provide us with much appreciated volunteer hours.

What did we accomplish in 2024? The health nurse department joined with CCHD's new Chronic Disease Management department to include biometric screening (A1C, Lipid Panel, Glucose, BMI, etc.). This was accomplished with an increase in numbers served in our traditional vaccine role. Open clinics continued (walk-ins welcome) every Monday through Friday with hours every Monday until 7 PM. Saturday clinics continued and gained significant popularity for individuals struggling to take time off work. The Saturday clinics from 10 AM until 2 PM have become routine hours. This programming and others have made CCHD an extremely accessible health department in the Southern Region; patients come from our surrounding counties and Louisville due to our availability.

In addition to our office clinics, CCHD conducted thirty-seven off-site clinics at schools, health fairs, and businesses throughout the community. In response to the first terrestrial animal found to have rabies in



Clark County Health Department 2024 Annual Report

Indiana since 2004, a partnership developed with our local animal control agencies and animal shelter. CCHD provided rabies prophylaxis vaccines for individuals needing protection due to potential contact with infected animals. These community partners handle both wild and domestic animals countywide.

Off-site clinics continue to be well received by the public. We have partnered with many of the same community leaders including schools, businesses, and non-profit entities annually and are always open to adding more. These clinics are so successful new requests are often from word of mouth.

Lyndsay Coombs RN, one of the part-time nursing staff, received The School Immunization Champion Award given by The Indiana Immunization Coalition. This award is given to an individual or school system that goes above and beyond to ensure all students are protected from vaccine preventable diseases. Lyndsay is the Health Services Coordinator for the Greater Clark County School System and when not fulfilling that daunting responsibility she works for CCHD during evenings and Saturdays. Her dedication to public health services has brought the largest school system, Greater Clark County Schools, to a 92% vaccine compliance rate. These numbers have rarely been achieved prior to her work and coordination with the CCHD Public Health Nurse Team.

CCHD continues to offer lead testing six days a week for children less than seven years of age as required by Indiana State Law. Additional testing opportunities include health fairs and back to school events. Although most children are tested in physicians' offices, the Clark County Health Department provided 38 lead screenings for children meeting the criteria for testing.

In July CCHD partnered with Community Action of Southern Indiana (CASI) and the Indiana Department of Health during a four-day event to offer lead testing services for incoming students. This event allowed our team to meet with parents and children in the evening to discuss lead testing and other CCHD services.

As with many of our services multiple departments coordinate care for those individuals needing assistance. In 2024 the public health nurse and environmental department teams coordinated both medical and home assessments for four families struggling to identify, treat, and remediate sources of lead in their children and home. This collaborative effort is a core value of CCHD.

In July CCHD partnered with the Indiana State Department of Health to pilot a statewide program envisioned to simplify workflows and required reporting for local health departments. CCHD is well known for its willingness to advance new technologies and programming through partnerships. These efforts give our department the opportunity to develop simplified and efficient operations, saving both time and financial resources. Like all new projects and concepts, this collaboration required trial and error, but the benefits of the program are yielding significant opportunity. Not only will this system allow for streamlined reporting, public self-scheduling, and access to your own medical record, it will eventually provide a revenue resource for local health departments via insurance companies. CCHD provides many billable services today at no cost to the insurance industry. Our goal is to utilize MyVisit to capture administrative fees for services we already provide. As the financial landscape of public health constantly is evaluated, CCHD continues to look for revenue streams that minimize tax levies. This is a fiscal responsibility that CCHD has always held as a mantra of our core service model.

Clark County Health Department 2024 Annual Report

Fortunately, CCHD did not experience a TB contact investigation requiring hundreds of individuals to be tested as we did in 2023. There were 161 QFT tests performed in 2024, this was the first full year of testing via this method. Tuberculin Skin Test continues as an option at CCHD. During 2024 there were 410 interpreted skin tests.

Communicable diseases reporting consumes significant resources at CCHD with one of our full-time nurses managing nearly every case. In 2024 there were 335 cases investigated. An investigation worth highlighting involved a multi-agency investigation of a potential foodborne illness outbreak at an industrial facility located in Clark County. The county ambulance service notified our on-call environmentalist of severe gastrointestinal illness with quick onset requiring multiple ambulances and transport. The environmentalist on call arrived with the Emergency Management Director to investigate. Apparently, a holiday dinner buffet was provided for the staff yielding alleged illness of over 30 individuals. CCHD staff's quick response led to investigations by the Louisville Metro Health Department, Kentucky Department for Public Health, Indiana Department of Health, and the Food and Drug Administration. The results are still being formalized but this scenario highlights the professionalism of the CCHD staff and the ability to coordinate across multiple agencies and jurisdictions.

School Nurse Liaison

Each spring, the school liaison team hosts a breakfast for all School Health Personnel in the county, which totals approximately 35 people from 32 buildings. This has served to improve dialogue, strengthen networks, and reveal needs in our county at K-12 levels. Listening to schools, sharing of data, and willingness to make a difference has provided an opportunity for creating services and partnerships improving the lives of staff and students alike.

The team has assisted educators required to have CPR certifications by implementing monthly classes for both full and recertification training. During the annual respiratory season vaccines were offered at 18 offsite clinics in October. The offering was successful as 330 staff received the appropriate vaccines based on their personal needs.

Mandatory vision and hearing screens for students are often not conducted until late in the second semester due to the labor-intensive nature of the process. The school liaisons coordinated with schools across the county to assist with a total of 2600 student vision screens during the first semester of the 2024-25 school year. Additionally, there were improved partnerships with local eye-care professionals to



Figure 1 Super Saturday at Ivy Tech Community College



Clark County Health Department 2024 Annual Report

complete mandatory advanced screenings for grades K or 1st. The team plans to purchase audiometers to assist with hearing screenings for the 2025-26 school year for hundreds of students.

High school seniors have so many things to consider during their transitional 12th year which is why CCHD continues “Super Saturday”. This event brings prom vendors, colleges, unions, military recruiters, financial institutions, workplace recruiters, and health service providers to a centrally located site in the county for students to explore their future life planning and career opportunities. One of the highlights of the event was the donation of an Ivy Tech Scholarship to one of the participating students!

Hosting breakfast, reaching out to local resources for our school staff, and providing support for the students/staff has made for a happier and healthier countywide school system population. School liaisons have been challenged to meet the needs and think of ways to equip school personnel and students with a myriad of services they may not have known were available or how to request assistance. Working together as a cohesive county-wide school organization has led to all our public and private schools benefiting from a shared vision.

Chronic Disease Prevention and Reduction

This program focused on high blood pressure, diabetes, and high cholesterol levels in 2024. Clients participated in these screenings mostly through health fairs which were held at various locations in Clark County. Ninety-one clients were screened for high blood pressure with four clients identified with undiagnosed high blood pressure. Of the twenty-five diabetes screenings provided six clients had elevated glycated hemoglobin (A1c). Twelve out of twenty-seven cholesterol screenings revealed elevated cholesterol levels. These twelve clients were referred to their own care provider or were provided with information on obtaining a care provider. Over the year through various programs and partnerships 1304 clients and 188 families were referred to insurance navigation services and 935 positive screenings for food insecurity were identified with 768 referrals for food assistance.

Fatality Review

Child, infant, fetal, suicide, and overdose fatality reviews are conducted monthly by a multidisciplinary professional team including members from behavioral health, public health, prosecutor’s office, emergency care, department of child services, local school district, and probation. Circumstances surrounding the deaths are reviewed among the professional team members with goals to prevent future deaths and improve safety and the health of others. The review team develops and implements recommendations based on data from the case reviews. Overdose prevention was the topic of an advertising campaign on the public bus system due to a noted rise in the number of overdoses in Clark County. In 2024 there were 4 infant deaths, 64 overdoses, and 25 suicides ages 17 to 87.

Maternal Child Health

CCHD partnered with Family Health Centers of Southern Indiana to provide additional prenatal clinic visits, which resulted in 500 women receiving care from August until the end of the year. The Maternal Child Health (MCH) Program educated 463 moms and 702 other caretakers (family members and professionals) about Safe Sleep. Safe Sleep practices have been shown to reduce the risk of sleep-related infant deaths [Evidence Base for 2022 Updated Recommendations for a Safe Infant Sleeping](#)

Clark County Health Department 2024 Annual Report

[Environment to Reduce the Risk of Sleep-Related Infant Deaths | Pediatrics | American Academy of Pediatrics](#). Additional education on Safe Sleep occurred with a media advertising campaign on public bus system, CCHD website, and distribution of Safe Sleep rack cards, door hangers, and refrigerator magnets. The health department distributed 46 pack-n-plays to qualifying families in need of a safe place for baby to sleep. Sixty-two child car seat safety checks were performed with 36 car seats provided to qualified children in need. In the spring CCHD coordinated a community baby shower in conjunction with multiple community partners.

Mobile Integrated Health

The Mobile Integrated Health (MIH) Program began using Julota, an electronic medical record and referral system, in July. The referral software permits partnering agencies to send client information directly to MIH. These staff are then able to contact the client and offer assistance. Julota tabulates the data by types of referrals along with de-identified demographics. Two hundred forty-two individuals were referred from July through the end of the year. Of the 99 clients who received care, the majority were 65+ years old. Reasons for referral to MIH include chronic disease management (15.5%), fall prevention (14.6%), overutilization of emergency services (9.7%) and follow-up after discharge from the hospital or emergency department (7.8%). Other services provided through MIH include vaccination administration (13%), service navigation and referral for service (9.7%), medication management, minor wound care, harm reduction, prenatal and postpartum visits, and safe sleep education.



Figure 2 Bike Helmet Donation to Hunter Station Cares LLC

Trauma and Injury Prevention

Trauma and injury prevention was supported by the distribution of 45 firearm locks during community activities. Bike helmets were supplied to 170 children of qualifying families. Fifteen individuals were assessed for fall risk at home and educated about fall prevention through MIH. Training for community members included 152 trained in CPR; 154 trained in Stop the Bleed; and 9 trained in First Aid. Additionally, 151 individuals were educated on substance use prevention. More than 1700 doses of naloxone (Narcan) were distributed throughout the county to first



Clark County Health Department 2024 Annual Report

responders, schools, churches, trained members of the community, and others to prevent deaths of those who overdose with opioids.

Vital Records

The vital records department continues to provide compassionate and high-quality services for both the residents of the State of Indiana and the local community. The department continues to navigate the State's newest version of the vital records digital repository known as DRIVE, although still with glitches, improvements have been made, and efficiencies are being realized.

As the demographics of the county continue to evolve the department translated the birth and death applications into Spanish and are currently working to implement translation services from Propio to readily assist consumers with translation services of more than 20 languages.

As in the previous year, the vital record team has become an integral part of several investigative taskforces evaluating deaths related to overdoses, suicides, and infant mortality. The Vital Records team attended 8 SOFR (Suicide - Overdose Fatality Review) meetings in 2024. These teams are populated with law enforcement, prosecutors, physicians, mental health professionals, social workers, Department of Child Services, coroners, etc. The professionals on this task force work to identify key indicators leading up to the unexpected death of individuals. The committee utilizes this data to establish interventions communitywide that may prevent continued tragedies in our community.

In addition to the SOFR meetings, the vital records team was instrumental in the evaluation and recommendation for community action related to Fetal Infant Mortality. During 2024 the vital records team coordinated six FIMR meetings. These reviews provide insight into what incidence led to the death of children in the county, causes ranging from unsafe sleep to trauma and injury. Recommendations are formulated and programming developed to reduce infant death based on findings of the committee.

One of the core functions of the vital records department is to maintain and populate data in the death and birth registry. With today's technology most records are downloaded from medical facilities or the coroner; this allows for the facilitation of more accurate and timely data. However, it is important that we maintain the generational data found in older records stored on paper going back to the 1800's. The team has been inputting historical data as time permits into the system so that in the event of a disaster or damage to our facility the physical documents are maintained virtually as well and could be recovered after a catastrophic event.

Finally, like all departments at CCHD, the vital records team participates in non-traditional department roles as the collective employees at the health department work together to provide the highest quality service for the community. One of the vital records team members has become a certified car seat safety technician assisting the environmental department with

Clark County Health Department 2024 Annual Report

car seat safety checks and distribution for those in need. Employees that have this initiative and drive are the largest part of the reason for CCHD successes.

Environmental Health and Food Safety

Clark County Health Department's Retail Food Establishment Program performed at high capacity in 2024. The total number of inspections and hours increased significantly. CCHD performs routine inspections and complaint-based investigations of facilities throughout the year. The department continues to perform risk-based inspections as recommended by the Indiana Department of Health Food Protection Program and the Food and Drug Administration. Facilities are assigned a menu type 1-5 based on their level of food handling activities. Menu type 1 and 2 facilities are scheduled to be inspected at least once per year. Menu type 3 are inspected two times and type 4 facilities are scheduled to be inspected at least four times per year. Menu type 5 facilities are scheduled to be inspected at least three times per year. Additionally, if complaints or ownership changes occur throughout the year subsequent inspections may occur. The number of retail food establishments open at the end of 2024 was 8% higher than in 2023.

The Public and Semi-Public Swimming Pool & Spa Program's activities were comparable to 2023. Public/semi-public swimming pools and spas are inspected every other month. Year-round pools typically receive six inspections per year and outdoor and seasonal pools typically receive three to four inspections per year. Department staff also track bacteriological samples sent to approved laboratories per the state code to ensure adequate disinfection of recreational water is achieved weekly. The number of public and semi-public swimming pool and spa complaints increased in 2024 due to the tracking of unsatisfactory bacteriological lab samples in our complaint database. The number of complaints otherwise remained normal. CCHD notifies recreational water facility operators when two unsatisfactory samples in a row or three in a six-week period are reported.



Figure 3 Preparing for a CPR and Safe Sleep Class at CCHD

Indiana's Communicable Disease Reporting Rule requires healthcare providers to report animal bites to the local health department based on where the patient resides within one working day. The number of rabies specimen samples submitted to Indiana Department of Health Rabies Lab for testing remained low, but one positive sample was reported in January 2024. The species that tested positive was a skunk. This was a significant result as rabies has not been found in a skunk in the State of Indiana



Clark County Health Department 2024 Annual Report

since 2004. Most efforts in this program are centered on education and ensuring that pet owners responsibly care for their animals by vaccinating them for rabies. The department also monitors animal health during a quarantine period and advises patients and physicians on recommendations for post exposure prophylaxis.

The on-call environmental emergency responses were consistent for 2024. The department's on-call program provides 24/7 access to staff via notification by central alarm. First responder agencies and community members can access the department staff and expertise for assistance during emergency situations after hours and on weekends. On-call responses typically involve spills that require cleanup due to Indiana Environmental Law. The department acts as an extension of the Indiana Department of Environmental Management responding to spills and initiating remediation. We continually develop our relationships with first responder agencies to ensure remediation of environmental contamination which may cause public health impact.

In addition, department staff continue promotion of CPR certifications, Safe Sleep Education, Car Seat Inspection and Installation, PulsePoint, Stop the Bleed training, and Naloxone distribution for individuals in the community.

Administrative office hearings due to non-compliance or code violations were limited to one in 2024. The low number of administrative hearings is direct result of working with permitted facilities and individuals to abate environmental and statutory public health violations.

The number of onsite sewage systems installed in 2024 remained consistent. However, the total onsite sewage system permit applications decreased by 24% in 2024 from the previous year. Not all system permits applied for are installed in the year of application. Many times, homeowners apply for onsite sewage system permits a year or more in advance of the system installation. Existing System Verifications, typically done in response via request of mortgage companies or planning and zoning remained steady. The department did not see a significant change in onsite sewage system complaint responses. Preconstruction meetings with installers for site selection and design approval increased by 19% in 2024 over the year before.

In 2024, staff continued mosquito trapping surveillance efforts, complaint investigations, and larvicide/adulticide treatments to reduce vector-borne disease transmission in humans. CCHD continued to emphasize larvicidal treatments as the gold standard. Larvicide treatments provide a more economical solution. They ensure the chemical treatments are in direct contact with the species of concern and limit overuse of chemicals. There were 18 West Nile Virus positive mosquito pools reported in 2024 and twenty percent (20%) of traps deployed caught at least one West Nile Positive mosquito. Zero human cases were identified in Clark County in 2024. The department uses West Nile Virus positive mosquito sample collections and confirmatory human West Nile Virus results as an indicator for environmental health. These data sets are utilized to determine if adulticiding activities are needed in specific areas using an ultra-low volume truck mounted sprayer.

Clark County Health Department 2024 Annual Report

General public complaints received remained consistent with last year’s volume. Healthy housing, mold, and solid waste issues remain the primary miscellaneous complaints received, often generating other public health concerns including rodent and pest attraction.

Indoor air complaints regarding mold are handled with visual inspections. In the event an unidentified or suspected mold cannot be isolated the Indiana Department of Health Air Quality Division may assist the department with air sampling and lab testing.

The department continues to expand services for the community by committing to training and education while constantly evaluating best practices. The focus of the entire health department is to provide the highest quality of services, this goal is achieved by all departments working together and cross training when possible.

Division of Emergency Preparedness

In March 2024 the CCHD preparedness division and Medical Reserve Corp, in partnership with Care Pets Animal Hospital, the Jeffersonville Animal Shelter, and Pet Vet 365 held a collaborative domestic animal rabies vaccination clinic at the Clark County Fair Grounds. A total of 127 cats and dogs were vaccinated for rabies. A second clinic was held in July at the Health Department with a total of 78 dogs and cats being vaccinated.



Figure 4 Fairgrounds Rabies Vaccine Clinic

The department participated in numerous community events providing emergency preparedness resources and educational materials for adults and children. During the largest event in the county, Thunder Over Louisville, the health department provided staff and volunteers to work the Lost Child/First Aid stations on the Indiana side of the river. Additional staff provided support in the Emergency Operations Center.

Stop the Bleed, Narcan and CPR trainings for volunteers/first responder partners continued as part of our training curriculum. The Emergency Preparedness Coordinator became certified as an American Heart Association CPR Instructor to provide additional training capacity at CCHD.

The Emergency Operations Plan continues to evolve as the department addresses a large variety of emergency preparedness and natural disaster response scenarios. A significant partnership developed in 2024 allowing for the creation of a Family Assistance Center Guidance document and location(s) should the need arise.



Clark County Health Department 2024 Annual Report

Conclusion

All the highlighted accomplishments detailed in this annual report are the culmination of the hard work, effort, ingenuity, and desire to improve the lives of all that live, work, and visit Clark County. This dedicated group of professionals strive to constantly deliver the highest quality of service for the community we serve.

The installment of Health First Indiana funding allowed for engagement of community partners, expansion of accessibility to services across the county, and for the opportunity to explore and implement ideas and concepts meant to improve the quality of life for all our communities. This investment in the citizens of Clark County already is paying dividends as businesses continue to make Clark County home, more families are relocating and joining the community, and community partners continue to forge new relationships improving health metrics today and for generations to come.

The Clark County Health Department team is proud to highlight the strong dedication and results of 2024 and expect to make 2025 an even more successful year!

Appendix A

Core Public Health Services Activity Summary

Clark County

This is a snapshot of core service activity as reported by local health departments from Jan. 1, 2024 - Dec. 31, 2024

Total Number of Services Provided (All Core Services): 36,329

Population: 125,467

Access and Linkage to Clinical Care

Total Number of Services Provided: 683

Number of adults referrals for clinical care: (683)

Hypertension	11
Diabetes	1
Number of individuals referred to insurance navigation or Medicaid/Medicare	671

Child and Adult Immunizations

Total Number of Services Provided: 2,075

Number of children who received immunizations at the local health department or a contractor/partner of the LHD	882
Number of individuals connected with insurance navigation services	167
Number of adults who received immunizations at the LHD or a contractor/partner of the LHD	1002
Number of vaccination clinics held off-site of primary LHD location	24

Childhood Lead Screening and Case Management

Total Number of Services Provided: 183

Testing (125)

Number of children tested for blood lead level	57
Number of children identified with an elevated blood lead level (EBLL) above 3.5 µg/dL	33
Number of children identified with an EBLL for whom case management was started	32
Number of children with an EBLL who were referred to developmental resource services (Head Start, etc.)	3

Home Services (2)

Number of homes of children with EBLLs at which the LHD was able to conduct a risk assessment	1
Number of children identified with an EBLL whose homes had an identified lead hazard	1

Education (56)

Number of families provided lead education	38
Number of health care providers or early childhood providers given lead testing/lead reduction education	18

Chronic Disease Prevention and Reduction

Total Number of Services Provided: 2,311

Screening and Referrals (1,865)

Number of people screened for high blood pressure through local health department or partners	91
Number of people identified with undiagnosed high blood pressure through local health department or partners	4
Number of people screened with a hemoglobin A1c through local health department or partners	25

Number of people identified with elevated hemoglobin A1c	7
Number of people screened for high cholesterol through local health department or partners	26
Number of people identified with high cholesterol	13
Number of people referred for chronic disease preventative care	12
Number of people screening positive for food insecurity	935
Number of people referred to a food assistance program	752
Programming (4)	
Number of adults participating in nutrition and physical activity education programming	4
Other (442)	
Other Services Provided: - Insurance navigation referrals	442
Emergency Preparedness Total Number of Services Provided: 520	
Number of emergency preparedness drills/exercises conducted between LHD and other preparedness partners	2
Other (518)	
Other Services Provided: - Tornado response—EOC activation - Rabies vaccine clinic for dogs and cats in response to skunk rabies - Active shooter & rave training - Chem surge tabletop exercise - Full-scale exercise planning	518
Fatality Review (Child, Infant, Fetal, Suicide, Overdose) Total Number of Services Provided: 197	
Equipment/Resources (167)	
Number of people provided with infant safe sleep education, including families and professionals	100
Number of infant sleep sacks provided to families	42
Number of portable cribs provided to families	3
Number of firearm locks provided to families	22
Community Support (22)	
Number of certified peer recovery coaches in county with support of LHD	22
Other (8)	
Other Services Provided: - Overdose ad campaign on public bus system (Clark and Floyd county) - Safe sleep ad campaign on public bus system (Clark and Floyd county)	8
Infectious Disease Prevention and Control Total Number of Services Provided: 8,893	
Disease Prevention and Control (7)	
Number of outbreaks (or suspected outbreaks) that were investigated	2

Number of outbreaks (or suspected outbreaks) in which the pathogen responsible for the outbreak was identified if known	1
Number of vaccinations given due to disease investigation interviews (e.g., HAV, HBV)	4
Testing (5,432)	
Number of people provided HIV testing	1588
Number of people provided Hepatitis C testing	789
Number of people provided Syphilis testing	989
Number of people provided Chlamydia testing	1033
Number of people provided Gonorrhea testing	1033
Referrals and Treatment (2,568)	
Number of referrals to counseling and/or care for HIV	115
Number of referrals to counseling and/or care for Hepatitis	195
Number of referrals to counseling and/or care for Syphilis	261
Number of referrals to counseling and/or care for Chlamydia	845
Number of referrals to counseling and/or care for Gonorrhea	788
Number of individuals treated for HCV/HIV/STI (not including Syphilis)	244
Number of individuals treated for Syphilis	120
Community Outreach (886)	
Number of people educated on HIV/HCV/STI	886
Maternal and Child Health	
Total Number of Services Provided: 8,807	
Prenatal Services (up to time of delivery) (1,248)	
Number of pregnancy tests provided	111
Number of women referred to prenatal care	35
Number of women provided prenatal services - Vitamins	55
Number of women provided prenatal services - Syphilis testing	51
Number of women provided prenatal services - HIV testing	122
Number of women provided prenatal services - Hepatitis C testing	38
Number of women provided prenatal services - Chlamydia testing	73
Number of women provided prenatal services - Gonorrhea testing	73
Number of women provided prenatal services - Nutrition education	156
Number of women provided prenatal services - Nutrition support	25
Number of women provided prenatal services - Clinical care (healthcare provider, such as physician, nurse practitioner, clinic, midwife)	476
Number of women provided prenatal services - Immunizations, such as RSV and Tdap	23
Number of women provided mental health/substance use disorder services - Prenatal	10
Postpartum Services (following delivery) (93)	
Number of women referred to postpartum care	2
Number of women provided postpartum services - Clinical care (healthcare provider, such as physician, nurse practitioner, clinic)	13
Number of women provided postpartum services - Mental health/substance use disorder services	1
Number of women referred to breastfeeding education or support	18

Number of women provided breastfeeding education or support	34
Number of families referred to pediatric care	15
Number of people provided with parenting classes/education	2
Number of families referred to childcare assistance (such as CCDF program)	8
Health and Safety Services (2,671)	
Number of people receiving child car safety seats	19
Number of child car safety seats provided	36
Number of car safety seat inspections provided	62
Number of people provided safe sleep education	1044
Number of people receiving sleep sacks	409
Number of cribs provided by LHD or partner	42
Number of period products distributed	1059
Community Assistance (1,118)	
Number of people referred to/provided care through Mobile Integrated Health	341
Number of referrals to housing supports or resources	231
Number of families provided with utility/rent assistance	59
Number of families screened or referred to developmental services, such as First Steps	5
Number of people receiving life skills courses	281
Number of families receiving home visiting services, such as a home visiting program	8
Number of families referred to home visiting services, such as a home visiting program	5
Number of families referred to an insurance navigator or Medicaid	188
Contraception/STIs (3,560)	
Number of people provided contraceptive education	2005
Number of women tested for STIs/HIV	1219
Number of women referred for STI/HIV treatment	171
Number of women treated for STIs/HIV	165
Food and Nutrition (16)	
Number of families referred or connected to local food pantries	16
Other (101)	
Other Services Provided: - Baby shower hosted for community - SafeSleep education, car seat fittings and CPR trainings provided - Additional screenings and referrals provided— prenatal labs, glucose tolerance, prolactin, genetic testing, infant immunizations, smoking cessation, flu vaccines, and appointment transportation provided	101
Student Health/School Health Liaison	
Total Number of Services Provided: 4,359	
Screenings (2,970)	
Number of children receiving vision screening through support of liaison	2787
Number of children receiving hearing screening through support of liaison	179

Number of children receiving oral health screening through support of liaison	4
Number of schools partnering with school liaisons to provide health promotion and education for: (9)	
Child Safety Topics - First Aid	9
Number of schools receiving emergency preparedness education (staff and students): (63)	
Stop the Bleed	21
CPR	42
Equipment / Supplies (2)	
Number of schools who received other public health-related equipment from their LHD (such as vision screeners, etc.)	1
Number of schools provided with AED equipment	1
LHD Support (1,050)	
Number of schools stocking emergency medications through LHD/school liaison - Epinephrine	2
Number of immunizations given at LHD/Liaison clinics for students/staff	1048
Other (265)	
Other Services Provided: - AED pad replacements provided - Student health services provided at Ivy Tech career event & immunizations - School nurse liaison program participation in countywide school nurse meeting	265
Tobacco Prevention and Cessation	
Total Number of Services Provided: 4,187	
Number of individuals age 13 years or older referred to Indiana Tobacco Quitline/Quit Now Indiana or other cessation resource	148
Number of youth provided education on the harms of vaping	2314
Number of adults provided education on the harms of tobacco use and vaping	1648
Number of school staff who have been trained to provide tobacco education	34
Number of schools providing vaping prevention education through local health department/school liaison	22
Number of schools with updated/best practice policies through LHD/school liaison	21
Trauma and Injury Prevention and Education	
Total Number of Services Provided: 2,747	
Training/Education (414)	
Number of people receiving Stop the Bleed training	133
Number of people receiving CPR training	110
Number of people educated in fall prevention and home remedied for fall risks	11
Number of people educated and/or trained on substance use prevention	151
Number of people educated and/or trained on mental health and suicide prevention	2
Number of certified peer recovery coaches in county with support of LHD	7
Equipment (193)	
Number of bicycle helmets distributed	170
Number of firearm locks provided to families	23
Referrals (2,090)	
Number of people referred/linked to substance use/mental health treatment	2090

Other (50)	
Other Services Provided:	
- Direct On-Scene Education (DOSE)	50
Tuberculosis (TB) Prevention and Case Management	
Total Number of Services Provided: 1,367	
Number of people provided TB testing (IGRA or TST)	547
Number of people provided treatment for latent TB infection (LTBI)	110
Number of people provided treatment for TB disease	21
Number of people provided Directly Observed Therapy (DOT) services	27
Number of people educated on TB	643
Number of people with a Class B1 TB designation served	11
Number of referrals to wraparound services	8

Notes:	
<ul style="list-style-type: none"> - Activity tracker entries were self-reported by local health departments who opted into Health First Indiana in 2024. - Calculations focused on number of services provided summing the subfields when data was available; when unavailable, the number of unique individuals served was used. - Changes to these data and/or associated collection methods may affect the comparability of counts to previous or future reports. - Reported counts may also contain duplications of unique individuals and activities. - Population data are based on the 2023 U.S. Bureau of Census estimate population counts for Indiana and its county populations. 	
Data is current as of 1/2/2025 10:00AM	

Appendix B

VITAL RECORDS DEPARTMENT

2023

2024

BIRTHS RECORDED

Clark County

Hospital

1263

1165

Home Births

4

10

DEATHS RECORDED:

1004

975

FETAL DEATHS

5

2

Corrections

26

17

Court Order Corrections

38

30

Paternities

30

28

Court Order Paternities

12

9

Delayed

Registrations

Legitimations

(PAUM)

4

2

Adoptions

82

60

GENEALOGY

Letters

0

3

In Person

0

0

Total

0

3

OVERDOSE

59

64

SUICIDES

16

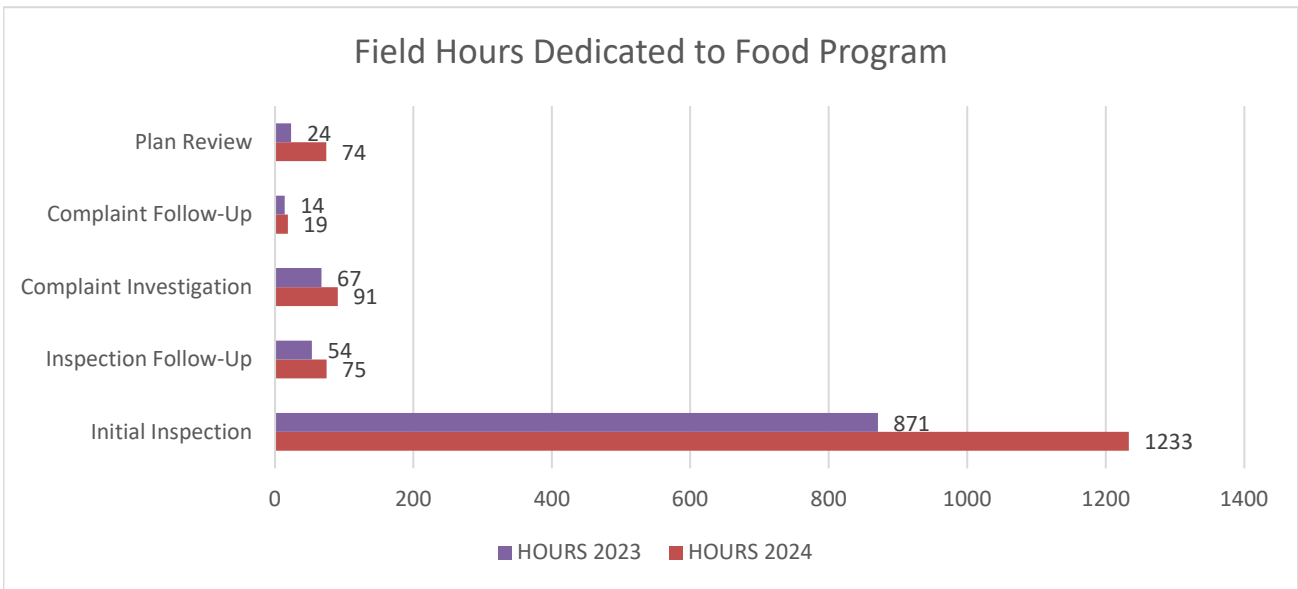
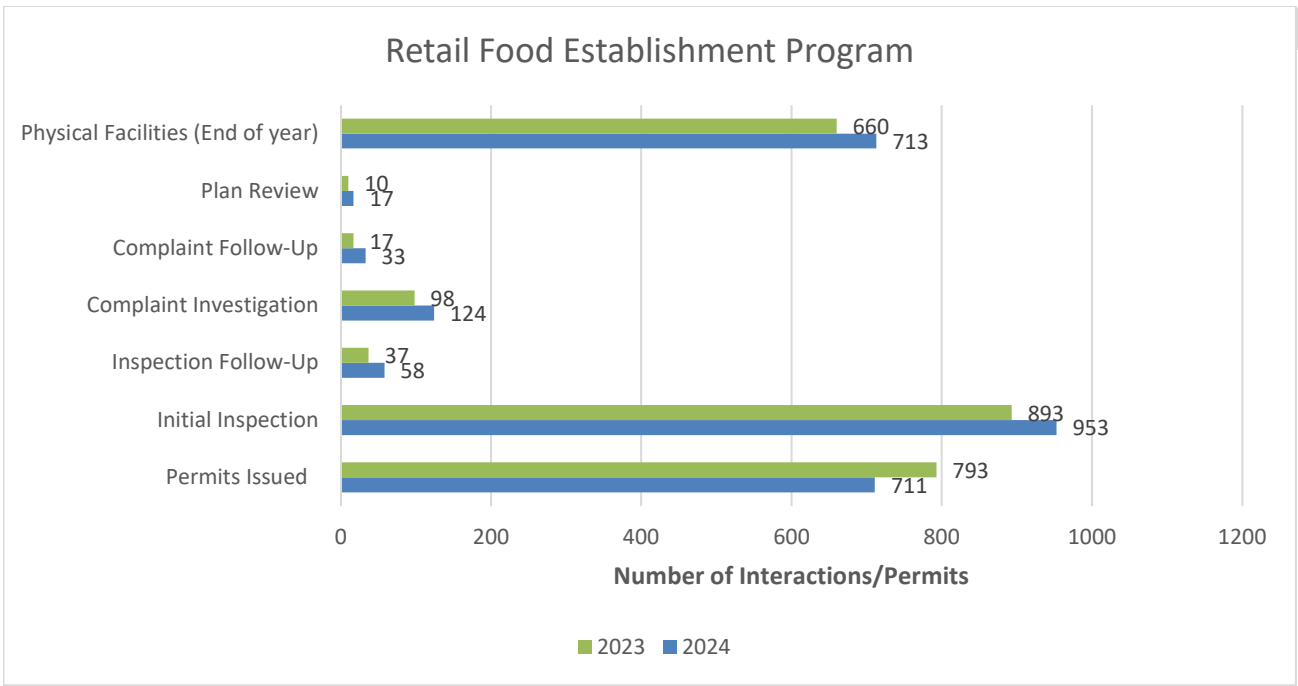
25

Appendix C

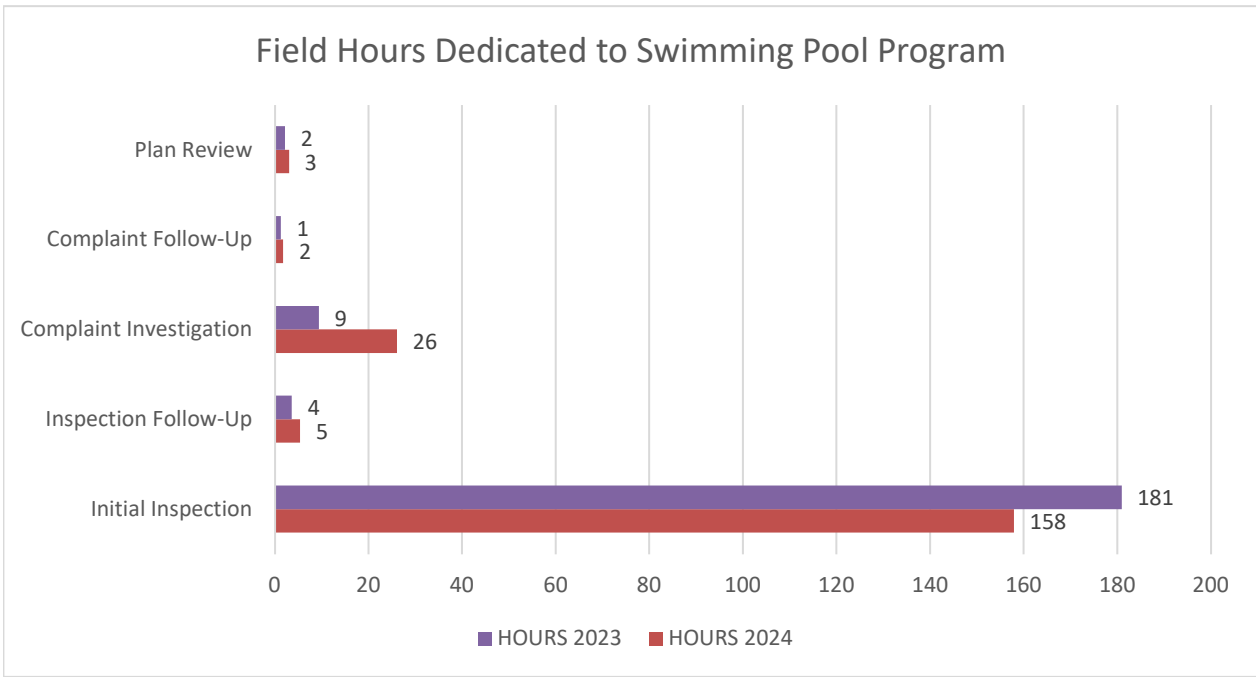
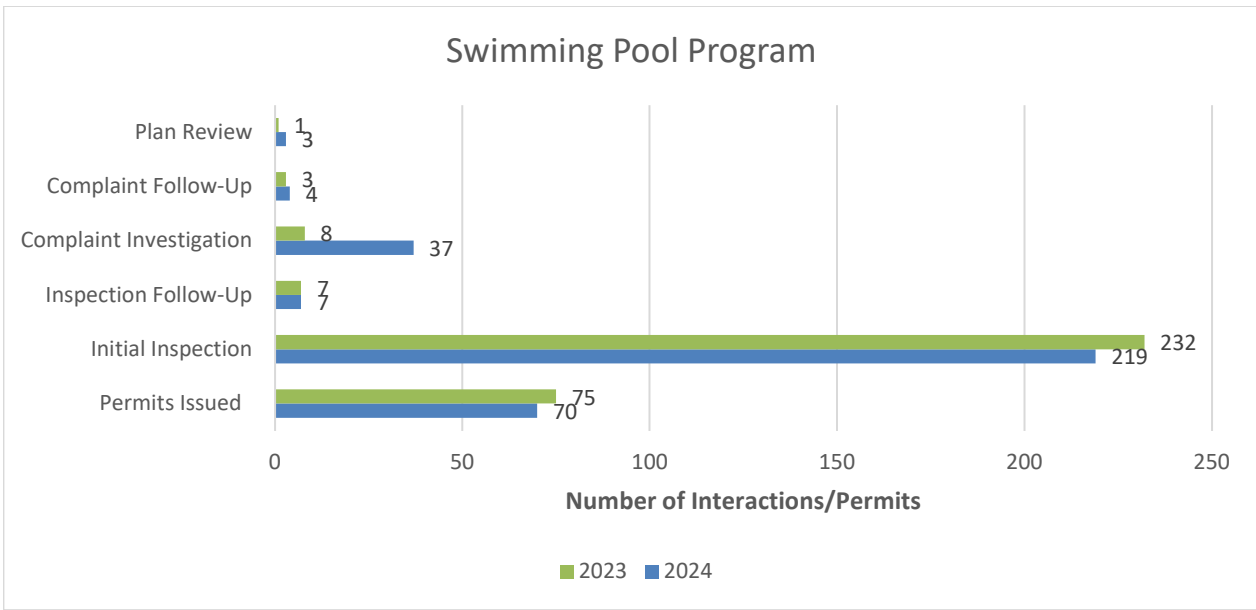
RETAIL FOODS	2024	HOURS 2024	2023	HOURS 2023	ONSITE SEWAGE SYSTEM PROGRAM	2024	HOURS 2024	2023	HOURS 2023	MOSQUITO PROGRAM	2024	HOURS 2024	2023	HOURS 2023
Permits Issued	711	N/A	793	N/A	Total Inspections/Septics Installed	85	127.39	81	108.93	Traps	110	73.81	136	112.8
Initial Inspection	953	1233.3	893	871.04	New Const. Permit Application	62	N/A	87	N/A	Trap Sites	43	N/A	31	N/A
Inspection Follow-Up	58	74.75	37	53.7	New Const. Permit Initial Inspection	67	100.89	58	80.44	Samples Submitted for Testing	91	N/A	119	N/A
Complaint Investigation	124	90.9	98	67.29	New Const. Permit Follow-Up Inspection	30	39.38	41	58.38	# Mosquitoes Trapped	5941	N/A	5886	N/A
Complaint Follow-Up	33	18.8	17	14.16	Repair Permit Application	28	N/A	31	N/A	Positive Samples (WNV)	18	N/A	12	N/A
Plan Review	17	74.19	10	23.57	Repair Permit Initial Inspection	18	26.5	23	28.49	Human WNV Positive	0	N/A	0	N/A
Physical Facilities (End of year)	713	N/A	660	N/A	Repair Permit Follow-Up inspection	7	16.16	13	29.43	Treatments	200	53.6	172	55.96
SWIMMING POOL PROGRAM	2024	HOURS 2024	2023	HOURS 2023	Onsite Sewage System Complaint	15	23.27	19	36.06	New Mosquito Complaint	52	N/A	46	N/A
Permits Issued	70	N/A	75	N/A	Onsite Sewage System Complaint Follow-Up	33	38.44	26	21.1	OTHER COMPLAINTS	2024	HOURS 2024	2023	HOURS 2023
Initial Inspection	219	157.95	232	180.94	Existing Onsite Sewage System Application	26	N/A	27	N/A	Housing	159	124.65	154	134.26
Inspection Follow-Up	7	5.39	7	3.64	Existing System Initial Inspection	28	33.37	24	46.55	Housing Follow-Up	165	111.18	141	119.04
Complaint Investigation	37	26.14	8	9.42	Existing System Follow-Up Inspection	1	1	2	2.57	Rodents	11	6.82	9	6.27
Complaint Follow-Up	4	1.76	3	1.31	Contractor Conference	100	155.18	84	138	Rodent Follow-Up	22	11.44	20	11.39
Plan Review	3	3.04	1	2.19	Registered Installers	0	N/A	24	N/A	Solid Waste	46	38.7	45	38.14
RABIES PROGRAM	2024	HOURS 2024	2023	HOURS 2023	Public Sewer System Complaint	9	12.97	24	32.28	Solid Waste Follow-Up	166	125.68	115	98.72
Bites Reported	193	N/A	206	N/A	Public Sewer System Complaint Follow-up	4	2.03	47	37.58	Water Pollution	4	6.92	2	3.69
Quarantine Release Visit Initial	95	60.51	111	85.98	LEAD PROGRAM	2024	HOURS 2024	2023	HOURS 2023	Water Pollution Follow-Up	0	0	0	0
Quarantine Release Visit Follow-Up	12	5.83	10	6.98	Risk Assessments/Inspections	5	12.47	2	7.96	Drinking Water	1	1	10	5.39
Specimen Sample Submission	4	11.81	2	6.35	Risk Assessments/Inspections Follow-Ups	5	4.54	2	1.1	Drinking Water Follow-Up	1	1	2	1.34
Positive Specimen Samples	1	N/A	0	N/A	Sample Submissions	79	N/A	32	N/A	Indoor Air	22	15.9	24	19.08
TATTOO, PIERCING, PERMANENT MAKEUP	2024	HOURS 2024	2023	HOURS 2023	OTHER PROGRAMS	2024	HOURS 2024	2023	HOURS 2023	Indoor Air Follow-Up	10	10.63	2	2
Facility Permits	22	N/A	26	N/A	Env. Emergency Response Initial Investigation	25	40.21	24	43.4	Outdoor Air	13	7.04	5	9.11
Artist Licenses	74	N/A	74	N/A	Env. Emergency Response Follow-Up	20	22.24	19	14.7	Outdoor Air Follow-Up	1	0.88	6	3.42
Initial Inspections	35	36.38	34	53.67	Office Hearings	2	2.5	0	0	Bed Bugs	11	0	7	0
Follow-Up Inspections	0	0	0	0	Disaster Response	0	0	0	0	Meth Lab	0	0	1	0
Complaint Initial Investigations	1	1.2	1	1	TRAINING HOURS	HOURS 2024	HOURS 2023	Meth Lab Follow-Up	0	0	0	0	0	
Complaint Follow-Up Investigations	0	0	2	2.3	Staff Training/Conferences	326.66	514.65							

Staff, Titles, Licenses, & Certifications: Drew Roudenbush, Environmental Health Supervisor - Registered Environmental Health Specialist, Category 8 Pesticide Applicator; Brandon Perkins, Assistant Environmental Health Supervisor - Registered Environmental Health Specialist, Certified Pool Operator, EPA Method 9 Certification; Alyssa Underwood, Chief Food Safety Specialist - Registered Environmental Health Specialist, Certified Pool Operator, Certified Lead Risk Assessor; Zachary McKinley, Environmental Health Specialist - Registered Environmental Health Specialist, Certified Pool Operator, Category 8 Pesticide Applicator, Child Passenger Safety Technician; Ashleigh Smith, Environmental Health Specialist - Registered Environmental Health Specialist, Certified Pool Operator, Certified Lead Risk Assessor, Child Passenger Safety Technician; Brent Segura, Environmental Health Specialist - Registered Environmental Health Specialist, Certified Pool Operator, Category 8 Pesticide Applicator; Samantha Goodwin, Environmental Health Specialist - ServSafe Certified Food Protection Manager, Certified Pool Operator, Category 8 Pesticide Applicator, Child Passenger Safety Technician; Brad Kessans, Environmental Health Specialist - New Hire; Jo Polk, Public Health Emergency Preparedness Coordinator - ICS/NIMS, Child Passenger Safety Technician; Mike Ross, Mobile Integrated Health Specialist - Paramedic, Child Passenger Safety Technician

Association Memberships: Indiana Environmental Health Association (IEHA); National Environmental Health Association (NEHA); Indiana Onsite Wastewater Professional Association (IOWPA), Indiana Vector Control Association (IVCA), District 9 Health Care Coalition (HCC), District 9 Local Health Department Emergency Preparedness, Medical Reserve Corps. (MRC), Cities Readiness Initiative (CRI), Emergency Support Function (ESF) 8, Local Emergency Planning Committee (LEPC), National Association of County and City Health Officials (NACCHO)

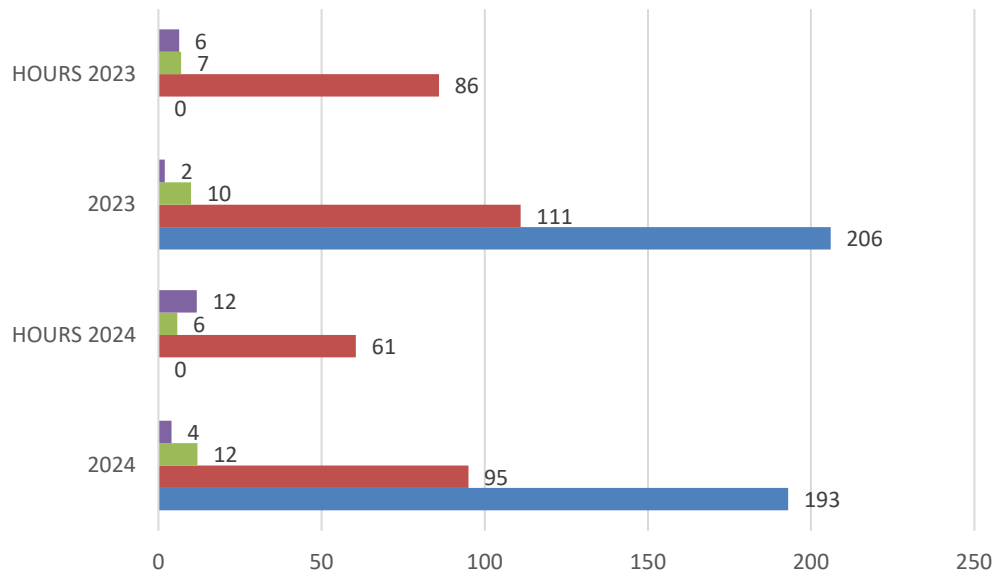


Clark County Health Department's Retail Food Establishment Program performed at high capacity in 2024. The total number of inspections and hours increased in 2024. CCHD performs routine inspections and complaint-based investigations of facilities throughout the year. The department continues to perform risk-based inspections as recommended by the Indiana Department of Health Food Protection Program and the Food and Drug Administration. Facilities are assigned a menu type 1-5 based on their level of food handling activities. Menu type 1 and 2 facilities are scheduled to be inspected at least once per year. Menu type 3 and 4 facilities are scheduled to be inspected at least twice per year. Menu type 5 facilities are scheduled to be inspected at least three times per year. If additional complaints or ownership changes occur throughout the year additional inspections may occur. The number of retail food establishments open at the end of 2024 was 8% higher in 2024 than in 2023.



Clark County Health Department Public & Semi-Public Swimming Pool & Spa Program's 2024 activities were comparable to 2023. Public and semi-public swimming pools and spas are inspected every other month. Year-round pools typically receive six inspections per year and outdoor and seasonal pools typically receive three to four inspections per year. Department staff also track bacteriological samples sent to approved laboratories per state code to ensure adequate disinfection of recreational water is achieved weekly. The number of public and semi-public swimming pool and spa complaints increased in 2024 due to the fact we started tracking unsatisfactory bacteriological lab samples in our complaint database. The number of complaints otherwise remained normal. We notify recreational water facility operators when two unsatisfactory samples in a row or three in a six week period are reported. In previous years, we have notified the operator of their responsibility to close per Indiana's Pool Code, but we started tracking these unsatisfactory samples in our complaint database in 2024.

Rabies Control Program



	2024	HOURS 2024	2023	HOURS 2023
Specimen Sample Submission	4	12	2	6
Quarantine Release Visit Follow-Up	12	6	10	7
Quarantine Release Visit Initial	95	61	111	86
Bites Reported	193	0	206	0

- Specimen Sample Submission
- Quarantine Release Visit Follow-Up
- Quarantine Release Visit Initial
- Bites Reported

Indiana's Communicable Disease Reporting Rule requires healthcare providers to report animal bites to the local health department where the patient resides within one working day. The number of rabies specimen samples submitted to Indiana Department of Health Rabies Lab for testing remained low, but one positive sample was reported in January 2024. The species that tested positive was a skunk, and this was a significant result as rabies has not been found in a skunk in Indiana since 2004. Most of the time spent in this program centered on education and ensuring that pet owners responsibly care for their animals by vaccinating for rabies and releasing healthy domestic animals from quarantine to notify bite victims if post exposure prophylaxis is necessary.

TATTOO, PIERCING, PERMANENT MAKEUP	2024	HOURS 2024	2023	HOURS 2023
Facility Permits	22	N/A	26	N/A
Artist Licenses	74	N/A	74	N/A
Initial Inspections	35	36	34	54
Follow-Up Inspections	0	0	0	0
Complaint Initial Investigations	1	1	1	1
Complaint Follow-Up Investigations	0	0	2	2

The tattoo and body piercing program saw consistency in Facility Permits & Artists Licenses in 2024. Facilities are inspected twice per year as mandated in Clark County Ordinance 14-2015. The inspections throughout the year didn't demonstrate any severe or ongoing deficiencies within our tattoo and piercing establishments.

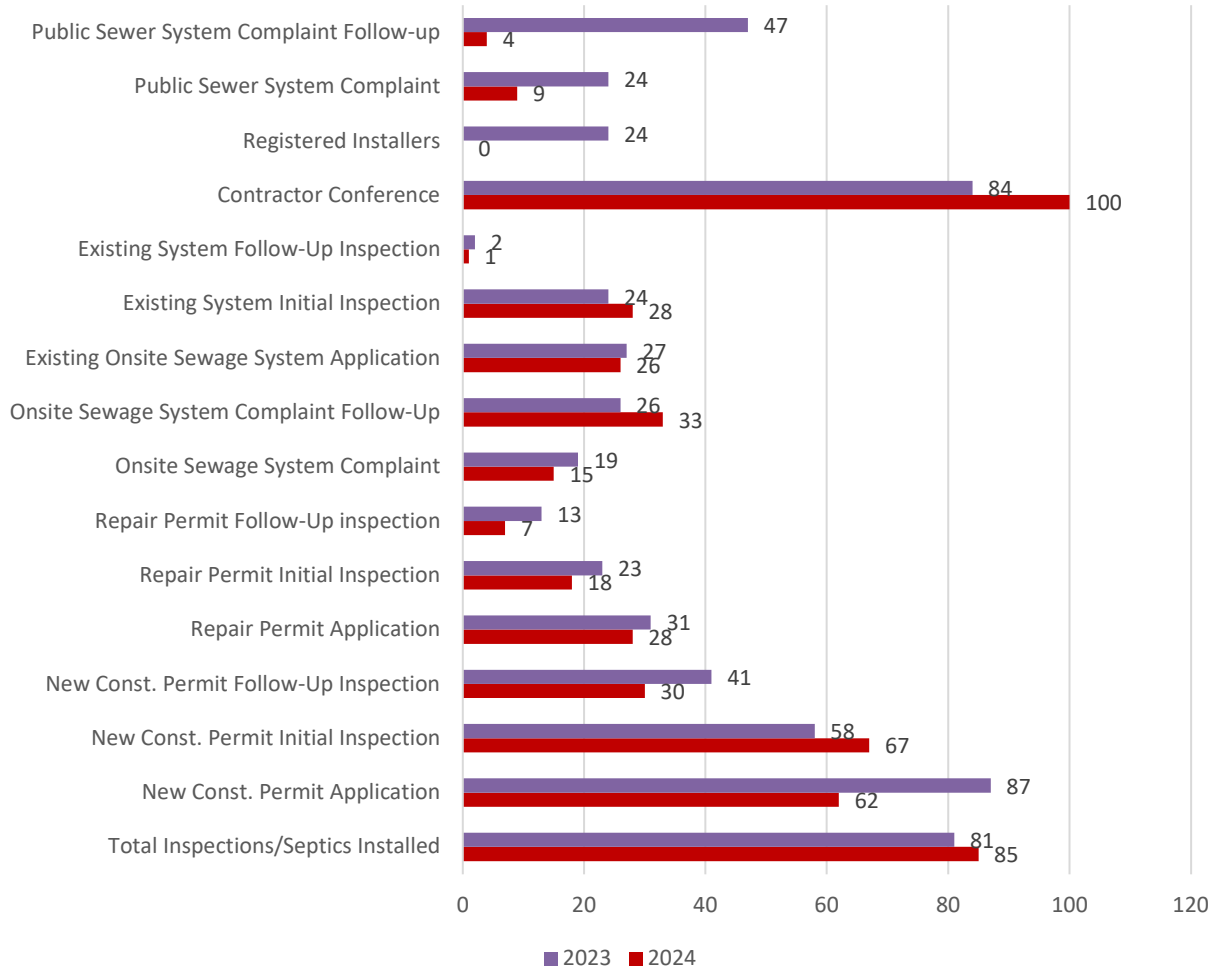
LEAD PROGRAM	2024	HOURS 2024	2023	HOURS 2023
Risk Assessments/Inspections	5	12	2	8
Risk Assessments/Inspections Follow-Ups	5	5	2	1
Sample Submissions	79	N/A	32	N/A

CCHD has two certified lead risk assessors at this time. Our certified lead risk assessors provide in home risk assessments to determine areas of the home that may lead to the elevated blood lead levels in children. In Indiana, a blood lead level of 3.5 µg/dL or higher is considered elevated. Children with a BLL between 3.5 and 4.9 µg/dL receive education about lead exposure. Children with a BLL of 5 µg/dL or higher receive case management services. Case management services include home visits and risk assessments. A risk assessment is an evaluation of a home for potential lead hazards. During lead risk assessments our inspectors use multiple sampling techniques including dust sampling, soil sampling, and XRF lead paint testing. Staff provide education to the public regarding lead exposure in children.

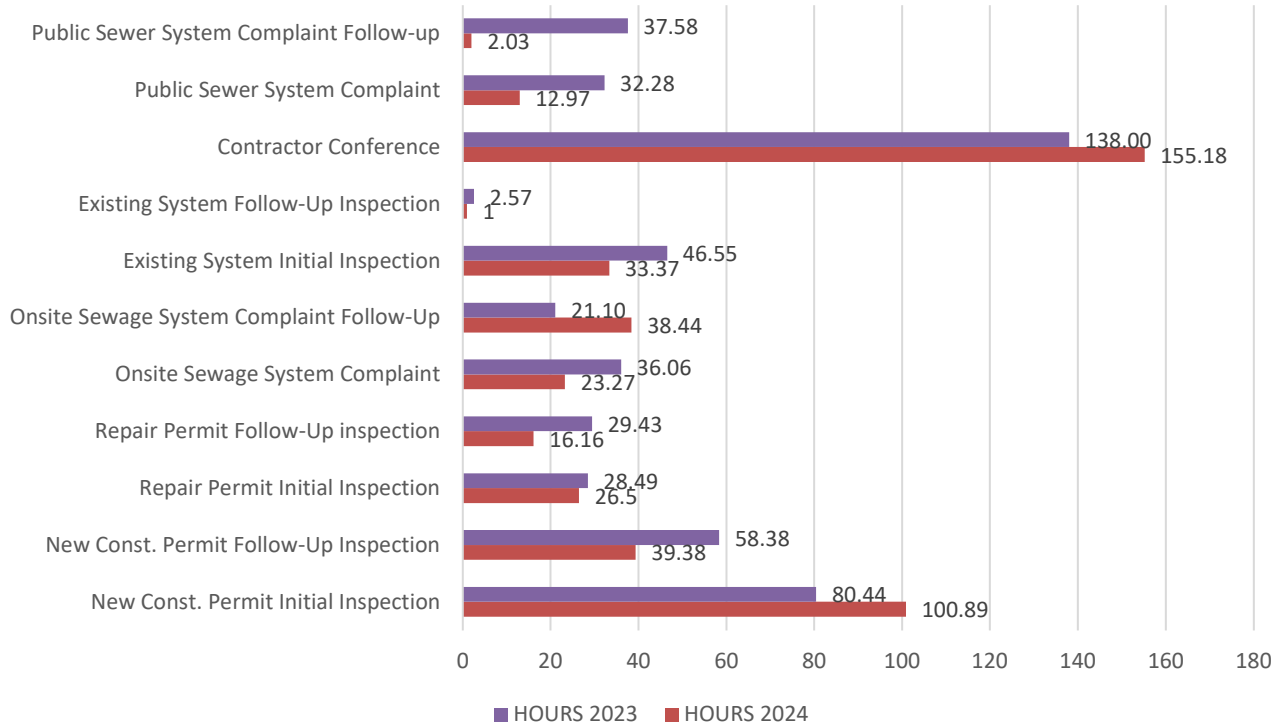
OTHER PROGRAMS	2024	HOURS 2024	2023	HOURS 2023
Env. Emergency Response Initial Investigation	25	40	24	43
Env. Emergency Response Follow-Up	20	22	19	15
Office Hearings	1	1	0	0
Disaster Response	0	0	0	0

On call environmental emergency responses were consistent for 2024. The department's on call program provides 24/7 access to the department via notification by central alarm to respond to environmental emergency situations. First responder agencies and citizens can access the department for emergency situations through this program after hours and on weekends. On call responses typically involve spills that require cleanup by Indiana environmental laws. The department acts as an extension of Indiana Department of Environmental Management to respond to spills and initiate proper clean up procedures in a timely manner. We continually grow our relationships with first responder agencies to ensure environmental contamination causing public health issues can be limited. In addition department staff continue promotion of CPR certification, Safe Sleep education, PulsePoint program, Stop the Bleed education, and Naloxone training to individuals in the community. Administrative office hearings due to non-compliance or code violations were limited to one in 2024 by responsibly working with permitted facilities and individuals given notice to abate environmental public health violations. There were no disaster declarations and responses by the department in 2024.

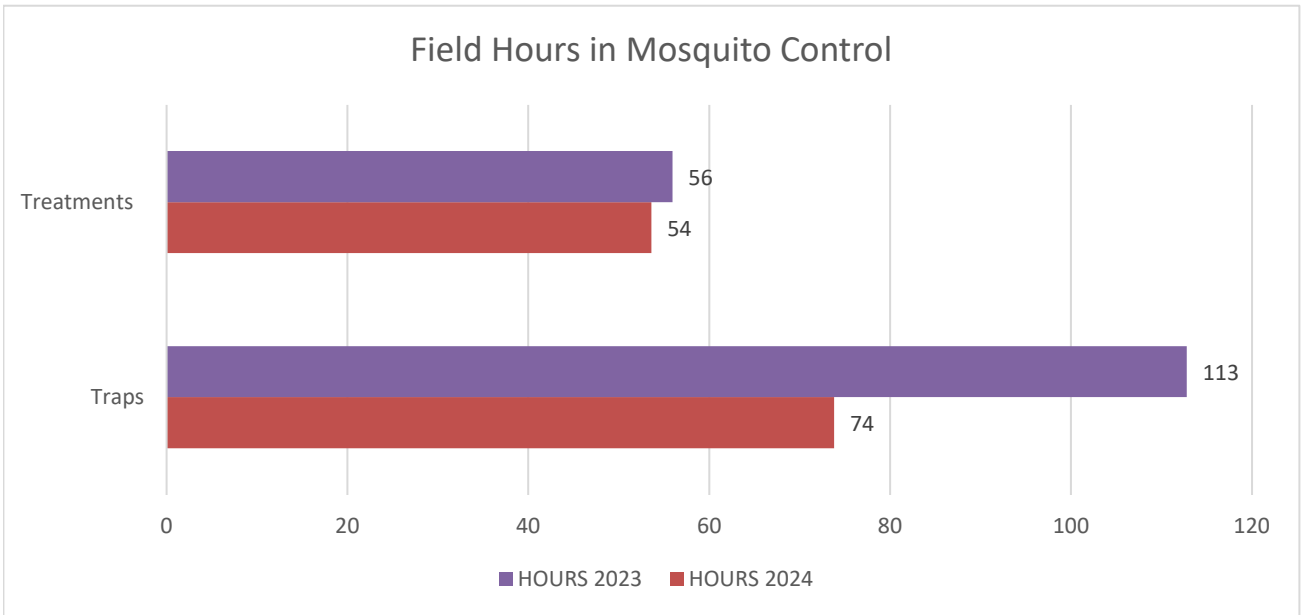
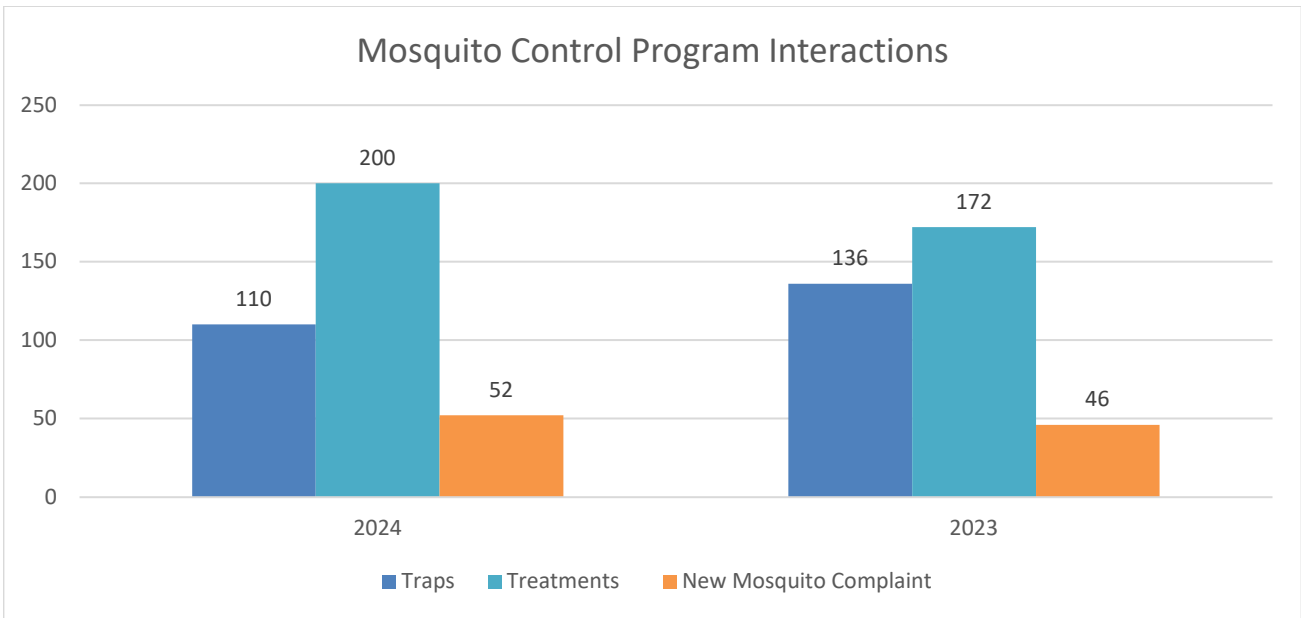
ONSITE SEWAGE SYSTEM PROGRAM



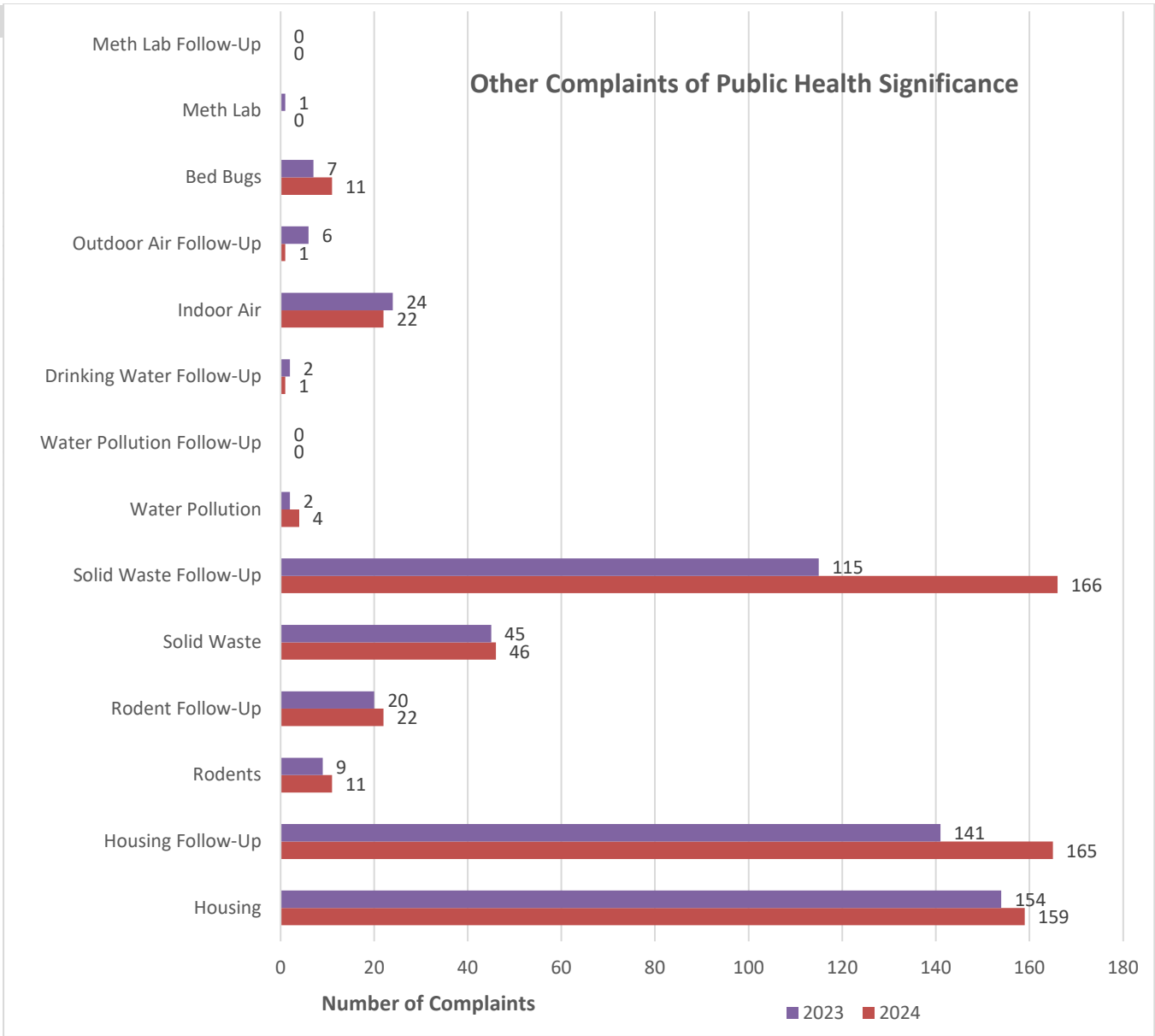
Number of Field Hours Dedicated to the Onsite Sewage Program



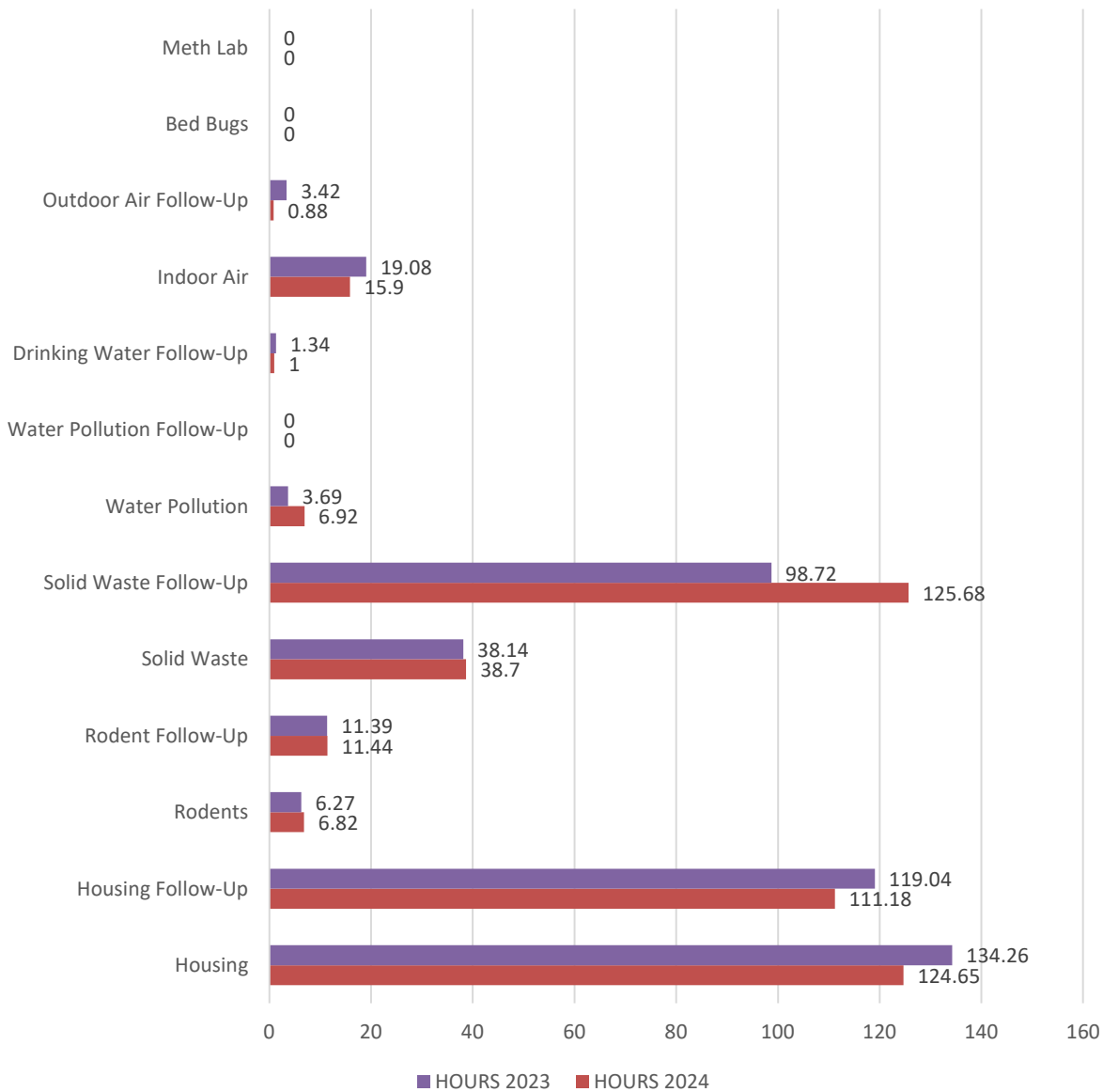
The number of onsite sewage systems installed in 2024 remained steady. Total onsite sewage system permit applications decreased by 24% in 2024 from the previous year. Not all systems applied for, are installed in the year of application. Many times, homeowners apply for onsite sewage system permits a year or more in advance of the system install. Existing System Verifications, typically done in response to request from mortgage companies and planning and zoning as a requirement for building permits, remained steady. The department did not see a significant change in onsite sewage system complaint responses. Preconstruction meetings with installers at septic site for design approval increased by 19% in 2024 for the year before.



In 2024, staff continued trap surveillance efforts, complaint investigations, larvicide treatments, and adulticide treatments in an effort to reduce West Nile Virus exposure and other vector-borne disease transmission to humans. There was not a significant deviation above or below the average year for mosquito control. Clark County Health Department continued to emphasize larvicidal treatments as the gold standard. Larvicide treatments provide a more economical solution. They ensure the chemical treatments are in direct contact with the species of concern and limit overuse of chemicals. Eighteen West Nile Virus positive mosquito pools were reported in 2024. 20% of traps set caught at least one West Nile Positive mosquito. Zero human cases were identified in Clark County in 2024. Clark County Health Department uses West Nile Virus positive mosquito sample collections and confirmed West Nile Virus human cases as an indicator for environmental health specialist to apply adulticide treatments in specific areas using ultra-low volume truck mounted spraying.



Other Complaints of Public Health Significance Field Hours



General public complaints received did not change significantly. Neither did the number of field hours spent investigating. Healthy housing, mold, and solid waste issues remain the primary miscellaneous complaints received, which generate other public health concerns such as rodent and pest attraction to surrounding homes and neighborhoods. Indoor air complaints regarding mold are handled with visual inspections. If the department suspects there is a mold problem in the home but a visual inspection cannot verify the issue, Indiana Department of Health Air Quality Division assist the department with air sampling and lab testing.

Appendix D

Clark County Health Department Expenditures

1151- Public Safety Fund

Total Income:	\$0.00
Expenditures:	
Contract Services:	\$4,857.00
Total Expenditures:	\$4,857.00

*** Carryover funds utilized**

Clark County Health Department Expenditures

1159- Health Fund

Total Income:	\$564,881.69
Expenditures:	
Personal Services:	\$732,014.39
FICA/ Medicare:	\$54,402.31
Group Insurance:	\$148,054.58
PERF:	\$90,228.74
Gas & Oil:	\$9,544.54
Medical Supplies:	\$1,908.95
Supplies:	\$9,261.73
Postage:	\$1,433.90
Travel:	\$6,354.58
Telephone:	\$11,025.42
Training:	\$4,310.15
Vehicle Maintenance:	\$4,386.96
Printing:	\$353.00
Legal Notices:	\$134.03
Utilities:	\$16,055.82
Contract Services:	\$21,725.84
Lab Services:	\$580.00
Dues:	\$370.00
Legal Fees & Charges:	\$18,674.85
Freight:	\$770.74
Refunds:	\$963.24
Board Members:	\$2,400.00
Fees:	\$93.60
Maintenance Agreements:	\$10,902.36
Computer Software/Hardware:	\$65.99
Equipment:	\$5,342.77
Total Expenditures:	\$1,151,358.49

*** Carryover funds utilized**

Clark County Health Department Expenditures

1161- Health First Indiana

Total Income:	\$1,366,967.32
Expenditures:	
Part-Time Personal Services:	\$101,849.50
Personal Services:	\$340,398.38
FICA/ Medicare:	\$33,656.44
Group Insurance:	\$23,208.38
PERF:	\$43,098.13
Medical Supplies:	\$6,872.47
Clothing/Linen/Hygiene:	\$2,601.36
Supplies:	\$9,095.46
Postage:	\$708.67
Travel:	\$3,141.98
Telephone:	\$4,004.48
Training:	\$2,091.20
Vehicle Maintenance:	\$1,795.00
Printing:	\$1,149.97
Utilities:	\$688.43
Contract Services:	\$90,552.67
Maintenance Agreements:	\$1,631.05
Education/Prevention:	\$333.90
Furniture Fixtures:	\$9,280.76
Motor Vehicles:	\$46,417.20
Equipment:	\$7,973.03
Total Expenditures:	\$730,548.46

**Clark County Health Department Expenditures
1199- Mosquito Control**

Total Income:	\$68,154.63
Expenditures:	
Personal Services:	\$25,000.00
FICA/ Medicare:	\$1,862.87
Group Insurance:	\$4,598.07
PERF:	\$3,174.86
Vector Control:	\$1,771.09
Total Expenditures:	\$36,406.89

*** Carryover funds utilized**

**Clark County Health Department Expenditures
2800- Clark County Health Dept. Building**

Total Income:	\$44,026.30
Expenditures:	
Total Expenditures:	\$0.00

*** Carryover funds utilized**

**Clark County Health Department Expenditures
4014- T.B. Health Fund**

Total Income:	\$9,960.00
Expenditures:	
Medical Supplies:	\$6,785.14
Total Expenditures:	\$6,785.14

*** Carryover funds utilized**

**Clark County Health Department Expenditures
4102- The Pulsepoint Fund**

Total Income:	\$0.00
Expenditures:	
Total Expenditures:	\$0.00

*** Carryover funds utilized**

**Clark County Health Department Expenditures
8204- HIV Prevention Project**

Reimbursements:	\$115,558.24
Expenditures:	
Personal Services	\$38,882.88
FICA/ Medicare	\$2,926.83
Group Insurance:	\$2,984.85
PERF:	\$4,938.16
Supplies:	\$600.72
Travel:	\$1,676.08
Telephone:	\$1,200.12
Training:	\$245.40
Office Rent:	\$11,429.08
Utilities:	\$2,111.94
Contract Services:	\$2,545.67
Maintenance Agreements:	\$3,249.32
Equipment:	\$1,459.00
Total Expenditures:	\$74,250.05

*** Reimbursable grant, funds reimbursed following year cycle.**

**Clark County Health Department Expenditures
8205- ECHO Grant**

Reimbursements:	\$103,956.21
Expenditures:	
Personal Services	\$0.00
FICA/ Medicare	\$0.00
Medical Supplies:	\$738.00
Contract Services:	\$128,994.80
Total Expenditures:	\$129,732.80

*** Reimbursable grant, funds reimbursed following year cycle.**

**Clark County Health Department Expenditures
8206- SUID Grant**

Reimbursements:	\$76,600.59
Expenditures:	
Personal Services	\$22,972.50
FICA/ Medicare	\$1,757.40
Supplies:	\$540.00
Printing:	\$510.00
Contract Services:	\$51,000.00
Education/Prevention:	\$1,626.40
Total Expenditures:	\$78,406.30

*** Reimbursable grant, funds reimbursed following year cycle.**

**Clark County Health Department Expenditures
8207- STD Fund**

Reimbursements:	\$76,693.74
Expenditures:	
Personal Services	\$40,438.49
FICA/ Medicare	\$2,831.18
Group Insurance:	\$15,486.00
PERF:	\$5,135.63
Supplies:	\$124.01
Travel:	\$1,972.25
Telephone:	\$480.00
Office Rent:	\$4,762.16
Utilities:	\$1,437.99
Contract Services:	\$1,799.12
Maintenance Agreements:	\$836.12
Total Expenditures:	\$75,302.95

*** Reimbursable grant, funds reimbursed following year cycle.**

**Clark County Health Department Expenditures
8212- Public Health Preparedness Fund**

Reimbursements:	\$49,801.96
Expenditures:	
Personal Services	\$24,840.92
FICA/ Medicare	\$1,826.80
Group Insurance:	\$8,882.69
PERF:	\$3,154.67
Supplies:	\$4,946.53
Telephone:	\$690.07
Contract Services:	\$1,173.51
Equipment:	\$7,708.96
Total Expenditures:	\$53,224.15

*** Reimbursable grant, funds reimbursed following year cycle.**

**Clark County Health Department Expenditures
8216- Ryan White Part B Supplemental**

Reimbursements:	\$25,000.00
Expenditures:	
Personal Services	\$18,535.62
FICA/ Medicare	\$1,198.45
Group Insurance:	\$8,150.65
PERF:	\$2,353.94
Supplies:	\$231.67
Telephone:	\$480.00
Office Rent:	\$3,663.20
Utilities:	\$867.48
Contract Services:	\$732.48
Maintenance Agreements:	\$529.21
Equipment:	\$1,620.00
Total Expenditures:	\$38,362.70

*** Reimbursable grant, funds reimbursed following year cycle.**

**Clark County Health Department Expenditures
8218-Ryan White Part B**

Reimbursements:	\$68,201.15
Expenditures:	
Personal Services	\$43,066.30
FICA/ Medicare	\$3,294.73
Group Insurance:	\$78.00
PERF:	\$5,469.29
Supplies:	\$143.08
Travel:	\$51.94
Telephone:	\$840.12
Office Rent:	\$4,762.16
Utilities:	\$1,437.99
Contract Services:	\$1,671.23
Maintenance Agreements:	\$726.05
Total Expenditures:	\$61,540.89

*** Reimbursable grant, funds reimbursed following year cycle.**

**Clark County Health Department Expenditures
8222- Catalyst SRS COVID-19**

Reimbursements:	
Expenditures:	
Transfer of Funds:	\$438.26
Total Expenditures:	\$438.26

**Clark County Health Department Expenditures
8224-Immunization Vaccines**

Reimbursements:	\$106,322.01
Expenditures:	
Personal Services	\$45,517.50
FICA/ Medicare	\$3,482.13
Supplies:	\$1,957.75
Medical Supplies:	\$2,370.16
Contract Services:	\$1,713.47
Maintenance Agreements:	\$2,143.23
Equipment:	\$31,423.39
Total Expenditures:	\$88,607.63

*** Reimbursable grant, funds reimbursed following year cycle.**

**Clark County Health Department Expenditures
8228- Strengthening Prevent**

Reimbursements:	\$34,413.06
Expenditures:	
Personal Services	\$5,769.24
FICA/ Medicare	\$433.74
Group Insurance:	\$1,129.32
PERF:	\$732.69
Supplies:	\$20.78
Office Rent:	\$1,465.26
Utilities:	\$87.60
Contract Services:	\$62.80
Maintenance Agreements:	\$12.59
Total Expenditures:	\$9,714.02

*** Reimbursable grant, funds reimbursed following year cycle.**

**Clark County Health Department Expenditures
8234- Ryan White Services**

Reimbursements:	\$218,600.68
Expenditures:	
Personal Services	\$131,100.00
FICA/ Medicare	\$9,679.57
Group Insurance:	\$38,435.30
PERF:	\$16,649.90
Supplies:	\$2,217.32
Postage:	\$455.21
Travel:	\$1,885.52
Telephone:	\$2,160.24
Office Rent:	\$13,182.28
Utilities:	\$4,309.63
Contract Services:	\$4,677.19
Maintenance Agreements:	\$1,838.84
Equipment:	\$6,115.83
Total Expenditures:	\$232,706.83

*** Reimbursable grant, funds reimbursed following year cycle.**

**Clark County Health Department Expenditures
8237- Lead**

Reimbursements:	\$3,250.00
Expenditures:	
Supplies:	\$1,184.00
Total Expenditures:	\$1,184.00

*** Reimbursable grant, funds reimbursed following year cycle; reimbursed by c**

**Clark County Health Department Expenditures
8238- School Clinic Grant**

Reimbursements:	\$440,000.00
Expenditures:	
Personal Services	\$59,152.50
FICA/ Medicare	\$4,525.15
Medical Supplies:	\$1,669.60
Supplies:	\$9,988.27
Travel:	\$398.21
Telephone:	\$512.37
Training:	\$163.00
Printing:	\$1,100.00
Contract Services:	\$18,830.41
Dues:	\$393.00
Maintenance Agreements:	\$1,172.32
Equipment:	\$94,788.07
Total Expenditures:	\$192,692.90

*** Reimbursable grant, funds reimbursed following year cycle.**

**Clark County Health Department Expenditures
9151- HIV Prevention**

Reimbursements:	\$54,373.25
Expenditures:	
Personal Services	\$34,200.00
FICA/ Medicare	\$2,601.49
Group Insurance:	\$8,850.16
PERF:	\$4,343.32
Supplies:	\$143.08
Telephone:	\$360.00
Office Rent:	\$4,762.16
Utilities:	\$1,437.99
Contract Services:	\$1,625.93
Maintenance Agreements:	\$771.35
Total Expenditures:	\$59,095.48

*** Reimbursable grant, funds reimbursed following year cycle.**

**Clark County Health Department Expenditures
9203- The Interchange**

Reimbursements:	\$15,000.00
Expenditures:	
Medical Supplies:	\$14,995.56
Total Expenditures:	\$14,995.56

*** Deliverable based grant funds may be reimbursed following year cycl**

**Clark County Health Department Expenditures
9216- VIP-FSSA Opioid**

Reimbursements:	\$570,814.51
Expenditures- Comm. Paramedicine:	
Personal Services:	\$45,600.00
FICA/Medicare:	\$3,488.41
Group Insurance:	\$8,687.88
PERF:	\$5,791.23
Motor Vehicles:	\$26,020.20
Equipment:	\$29,959.53
Expenditures- THRIVE	
Subrecipient Agreement:	\$109,031.65
Expenditures- Family Ark	
Contract Services:	\$29,600.00
Total Expenditures:	\$258,178.90

*** Deliverable based grant funds may be reimbursed following year cycle.**