

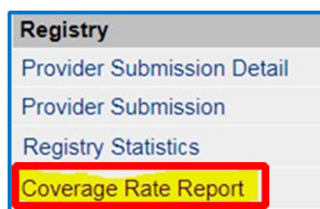
## Quick Reference Guide

### Running Coverage Rate Reports for IQIP

#### Why run a Coverage Rate Reports?

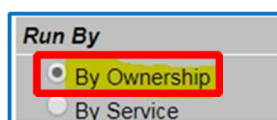
This report is used to generate series completion rates as well as missed opportunity rates for immunizations of both childhood and adolescent vaccines given that will be evaluated in IQIP quality improvement process.

1. Start at the **Report Module**
2. Under the Registry tab choose the **Coverage Rate Report**




Registry  
Provider Submission Detail  
Provider Submission  
Registry Statistics  
**Coverage Rate Report**

3. Under Run By choose by **Ownership**



Run By  
 **By Ownership**  
 By Service

4. Choose which series you would like to look up as well as the age range
  - a. For the Childhood series select the 4313314 series. Also choose **24 months to 35 months**



**Series \*** 4313314 [Series Description](#)  
 Vaccine --select--  
Vaccine Date Range From: Through:  
 **Age Range**  
From: 24 Months  
Through: 35 Months



The 4313314 series includes 4+ DTAP, 3+Polio, 1+MMR, 3+Hib, 3+HepB, 1+Varicella, 4+PCV. The age range will pull your 2 year olds who should be caught up on their series at this age.

b. For the Adolescent series you will create 3 separate reports

- i. HPV: Series will be **HPV UTD 2 Dose before 15th birthday** and the age range will be **13 years**

<input checked="" type="radio"/> <b>Series *</b>	HPV UTD 2 Dose befor...	Series Description
<input type="radio"/> Vaccine	--select--	
Vaccine Date Range	From: <input type="text"/>	Through: <input type="text"/>
<input checked="" type="radio"/> <b>Age Range</b>	From: <input type="text" value="13"/> <input type="text" value="Years"/>	
	Through: <input type="text" value="13"/> <input type="text" value="Years"/>	

- ii. Tdap: **Tdap Dose 1** and **13 years** of age

<input checked="" type="radio"/> <b>Series *</b>	TDAP Dose 1	Series Description
<input type="radio"/> Vaccine	--select--	
Vaccine Date Range	From: <input type="text"/>	Through: <input type="text"/>
<input checked="" type="radio"/> <b>Age Range</b>	From: <input type="text" value="13"/> <input type="text" value="Years"/>	
	Through: <input type="text" value="13"/> <input type="text" value="Years"/>	

- iii. MCV4: **MCV4 Dose 1** and **13 years** of age

<input checked="" type="radio"/> <b>Series *</b>	MCV4 Dose 1	Series Description
<input type="radio"/> Vaccine	--select--	
Vaccine Date Range	From: <input type="text"/>	Through: <input type="text"/>
<input checked="" type="radio"/> <b>Age Range</b>	From: <input type="text" value="13"/> <input type="text" value="Years"/>	
	Through: <input type="text" value="13"/> <input type="text" value="Years"/>	



For the adolescent reports we are looking at age 13 to make sure that the cohort is caught up on vaccines from their 11 year old vaccinations

5. Choose the **Age as of Date** and the **Evaluate at Age**

- a. For the Childhood report the **As of Date** is the day before running the report
- b. For the **Evaluate Age**, the age is **24 months** for Childhood and left blank for Adolescent

**View By**

- District/Region
- County/Parish
- ZIP Code
- Organization (IRMS)
- Organization (IRMS) Group
- Facility
- Facility Group
- VFC PIN
- Aggregate (Total Only)**

**Display Report Columns**

- Complete By Vaccine**
- Incomplete Series
- One Dose to Complete Series
- One Visit to Complete Series (Multiple doses needed but could be given with one visit to vaccinator)
- Not Yet Due
- Not Yet Due (Late by Age)
- Missed Opportunities**

6. Your report should look like the example below

### Coverage Rate Report

Report Criteria Report Date: 01/08/2020

Run By: Ownership  
 As of Date: 01/07/2020  
 Series: DTaP/DT/d(4), Hib(3), POLIO(3), HEP-B 3 DOSE(3), MMR(1), VARICELLA(1), PNEUMO (PCV)(4)  
 Vaccine:   
 Patient Status: Active  
 Patient Race: All  
 State: IN  
 District/Region: All  
 Organization:   
 Evaluate At Age: 24 Months

Age Range: 24 Months through 35 Months  
 Vaccine Date Range: All  
 Vaccine Status: Valid Vaccinations Only  
 Gender: All  
 Patient County: All  
 Zip Code: All  
 Facility:   
 Patient VFC Status: All

Aggregate (Total Only)	Total Patients	Completion By Vaccine		Missed Opportunities	Series Complete
		Vaccine	Count (%)		
TOTAL	123	DTaP/DT/d	24 (84%)	12 (10%)	98 (80%)
		HIB	23 (94%)		
		POLIO	23 (92%)		
		HEP-B 3 DOSE	23 (89%)		
		MMR	21 (89%)		
		VARICELLA	21 (91%)		
PNEUMO (PCV)	24 (89%)				

**Questions?** Please contact your respective Regional Quality Management and Education Consultant. This information can be found on the Quality Management and Education Team Service Delivery Map.