

STROKE REHABILITATION SURVEY



INDIANA STROKE PREVENTION TASK FORCE

**PRESENTED BY VICKI SCOTT, MS, CTRS
RECREATIONAL THERAPIST TASK FORCE MEMBER**

BACKGROUND

- ❑ **Stroke is the third leading cause of death in all the Great Lakes Regional Stroke Network states**
 - ❑ **Approximately, two-thirds of stroke survivors require rehabilitation**
 - ❑ **Evidence that patients do better with a well-organized, multidisciplinary approach to post-acute rehabilitation after a stroke**
 - ❑ **Need to inventory available rehabilitation resources in the Great Lakes region**
-

BACKGROUND

- Survey developed and validated by Great Lakes Regional Stroke Network – Illinois, Indiana, Michigan, Minnesota, Ohio and Wisconsin**
 - Pilot tested on a group of “Manager of Rehabilitation Specialists” identified through the Commission for the Accreditation of Rehabilitation Facilities (CARF)**
 - Adapted by the Indiana Governor’s Task Force on Stroke Prevention**
 - Targeted to inpatient and free standing rehabilitation centers in Indiana**
-

BACKGROUND

- **The Indiana Governor's Task Force on Stroke Prevention adapted the survey**
 - ◆ **Added # of persons with stroke served per year**
 - ◆ **Added ratio of staff to patients in therapy programs**
 - ◆ **Added Home Care and Peer Mentoring Program under discharge/follow-up programs**
 - ◆ **Added a question on carepaths, pathways and standards of care**
-

SURVEY METHODS

- ❑ Obtained contact information from the Indiana Hospital Association Rehab Task Force e-mail list**
 - ❑ Survey Monkey used to build the survey**
 - ❑ Distributed to 81 e-mail addresses targeting free standing rehabilitation centers and units within hospitals**
 - ❑ Represented 55 facilities**
 - ❑ Responses from 26 facilities**
 - ❑ 47% response rate**
-

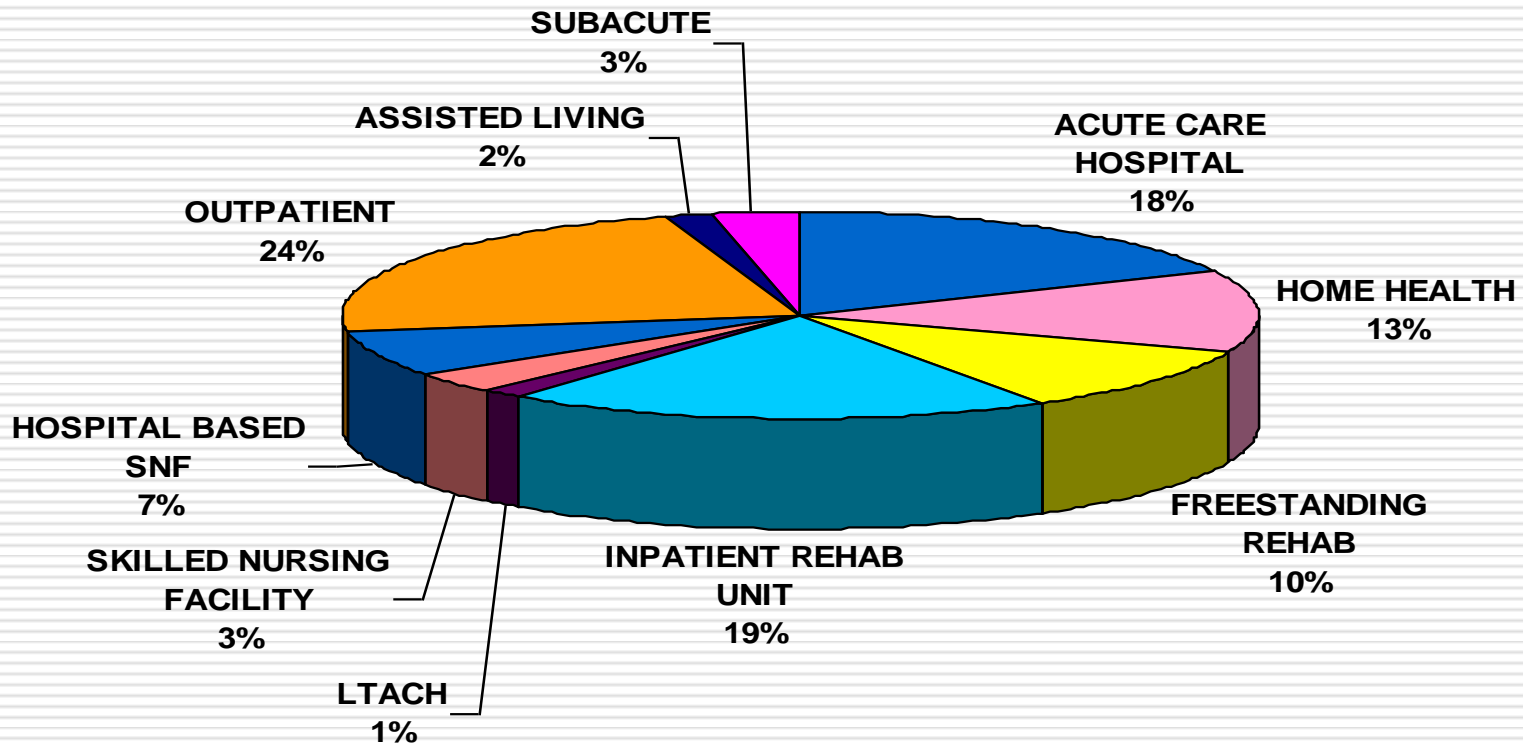
10 TOPICS ADDRESSED

- Survey respondent's facility description**
 - Therapy Programs Offered**
 - Services or Programs Offered**
 - Discharge/Follow-up Programs**
 - CARF Stroke Specialty accreditation**
-

10 TOPICS ADDRESSED

- Outcome measures collected**
 - Format preferences for staff continuing education**
 - Biggest challenges to provide rehabilitation services to stroke survivors**
 - Stroke rehabilitation research or clinical trial involvement**
 - Stroke related topics of interest for continuing education**
-

INDIANA FACILITY DESCRIPTION



FACILITY DESCRIPTIONS

□ GREAT LAKES RESULTS

Skilled Nursing Facility	18%
Outpatient	16.9%
Home Health	14.4%
Acute Care Hospital	13.5%
Inpatient Unit	7.2%
Community Based	6.9%

FACILITY DESCRIPTIONS

□ GREAT LAKES RESULTS

Hospital Based SNF	6.3%
Assisted Living	5.5%
Sub-Acute	5.2%
Freestanding Rehab	3.7%
Long Term Acute Care	2.3%

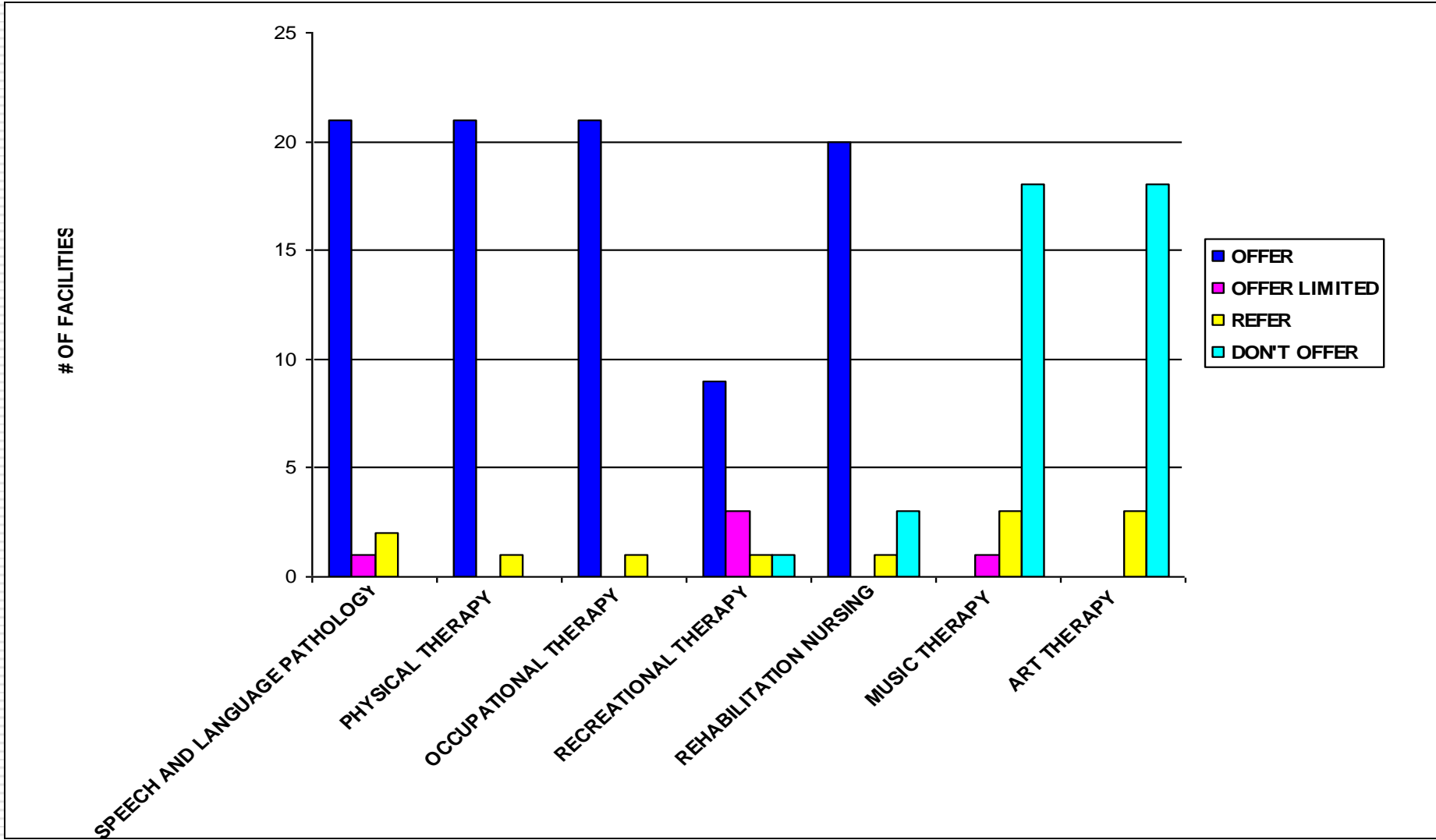
OF PERSONS WITH STROKE PER YEAR

- Acute Care Hospital**
30-600
 - Home Health**
20-357
 - Freestanding Rehab**
25 TO 326
 - Skilled Nursing Facility**
36
-

OF PERSONS WITH STROKE PER YEAR

- Hospital Based SNF**
15-150
 - Inpatient Rehab Unit**
20-200
 - Outpatient**
15 TO 200
 - Subacute**
36
-

THERAPY PROGRAMS OFFERED



RATIO OF STAFF TO PATIENTS

☐ NURSING

3:1 UP TO 8:1

6.9 TO 9.02 Nursing Hours

☐ THERAPY

4:1 TO 8:1

8-15 Patients per Day

75% Productivity

THERAPY SERVICES

☐ GREAT LAKES RESULTS

☐ MOST FREQUENTLY OFFERED

Physical Therapy

Occupational Therapy

Speech and Language Pathology

PROGRAMS OFFERED

	OFFER	OFFER LIMITED	REFER	DON'T OFFER
PHYSIATRY	17		3	4
PSYCHOLOGY	15	2	6	1
NEUROPSYCH	10		9	4
SOCIAL SERV	22		2	
INTERPRETER	16	3	5	
PT/FAMILY ED	23		1	
CAREGIVER SUPPORT GROUP	13		5	5
ORTHOTIST-PROSTHETIST	8	1	14	
CHAPLAINCY	20		3	1

PROGRAMS OFFERED

	OFFER	OFFER LIMITED	REFER	DON'T OFFER
SURVIVOR SUPPORT GROUP	10		5	8
VOCATIONAL COUNSELING	1	1	20	2
DIETITIAN	22		2	
PSYCHIATRY	8	3	9	4
BOWEL/ BLADDER	22		1	1
CHILD STROKE	2	1	5	15
MEDICAL EQUIPMENT	5		18	1

PROGRAMS OFFERED

	OFFER	OFFER LIMITED	REFER	DON'T OFFER
HOME REMODEL CONTRACTOR	1		17	6
COMMUNITY TRANSPORT	2	1	18	3
COMMUNITY MEALS	2		18	4
IN CLINIC DRIVING	5	2	14	3
ROAD TESTING	2	1	17	4
HOME ASSESSMENT	19	1	2	2
TRIAL VISITS HOME	16	1	1	6

PROGRAMS

GREAT LAKES RESULTS

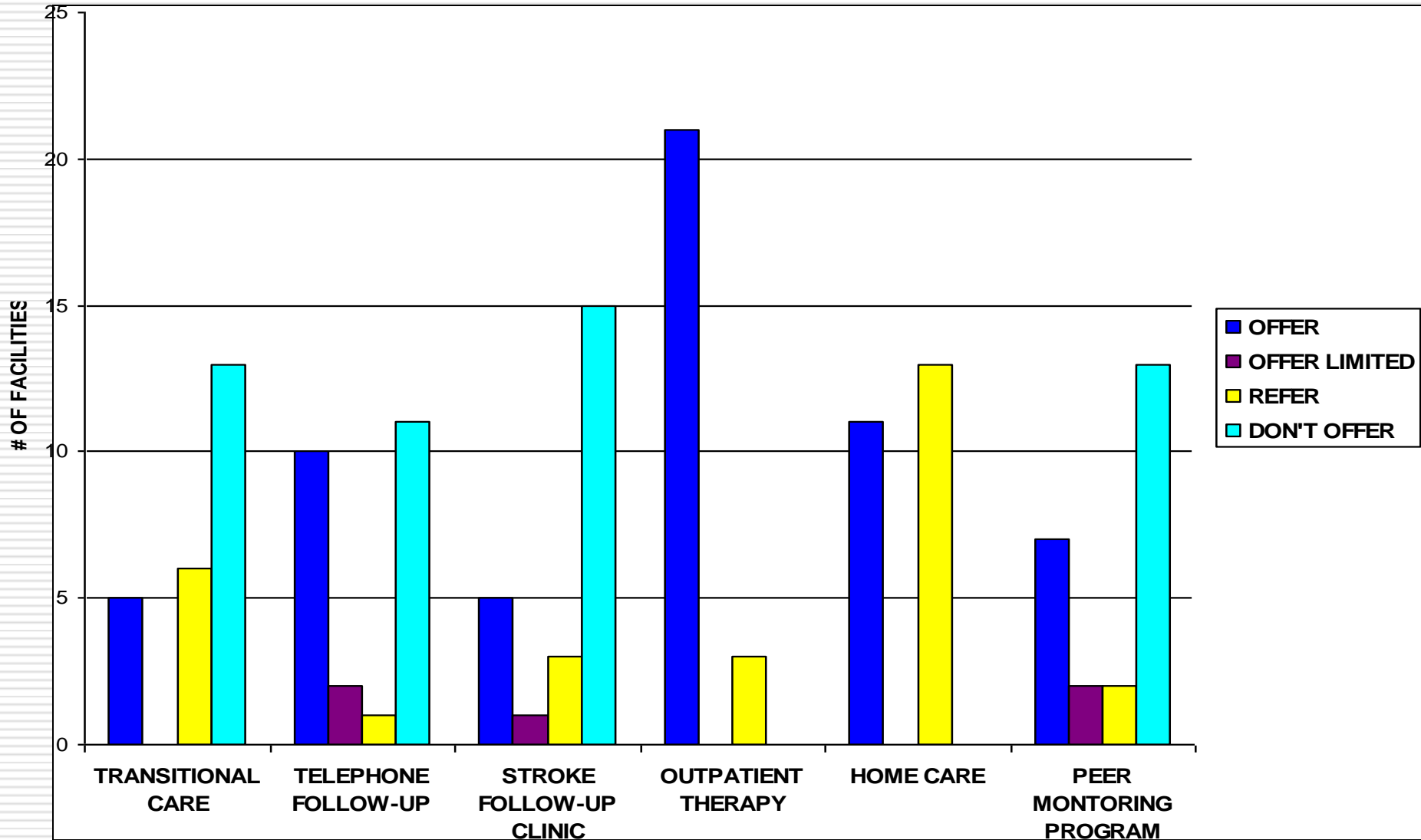
MOST FREQUENTLY OFFERED

Patient/Family Education

Social Services

Dietitian

DISCHARGE/FOLLOW-UP PROGRAMS



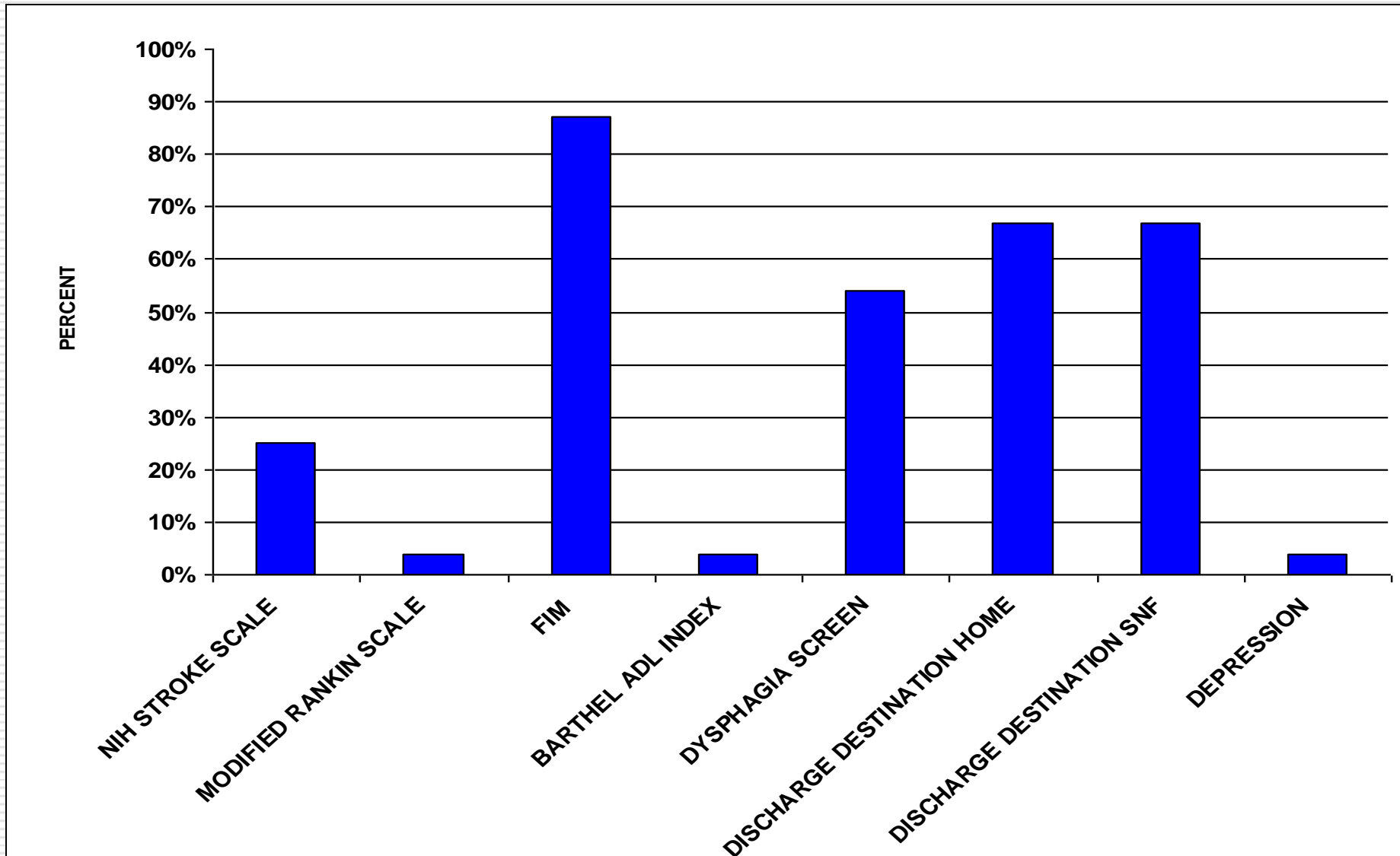
CARF/RESEARCH

- ❑ 6 Facilities indicated CARF Stroke Specialty accredited
 - ◆ 6 were considering CARF Stroke Specialty accreditation

- ❑ 4 Facilities involved with stroke rehabilitation research or clinical trials

- ❑ 12 Facilities using carepaths, pathways, standards of care for stroke

OUTCOME MEASURES



OUTCOMES MEASURES

□ GREAT LAKES RESULTS

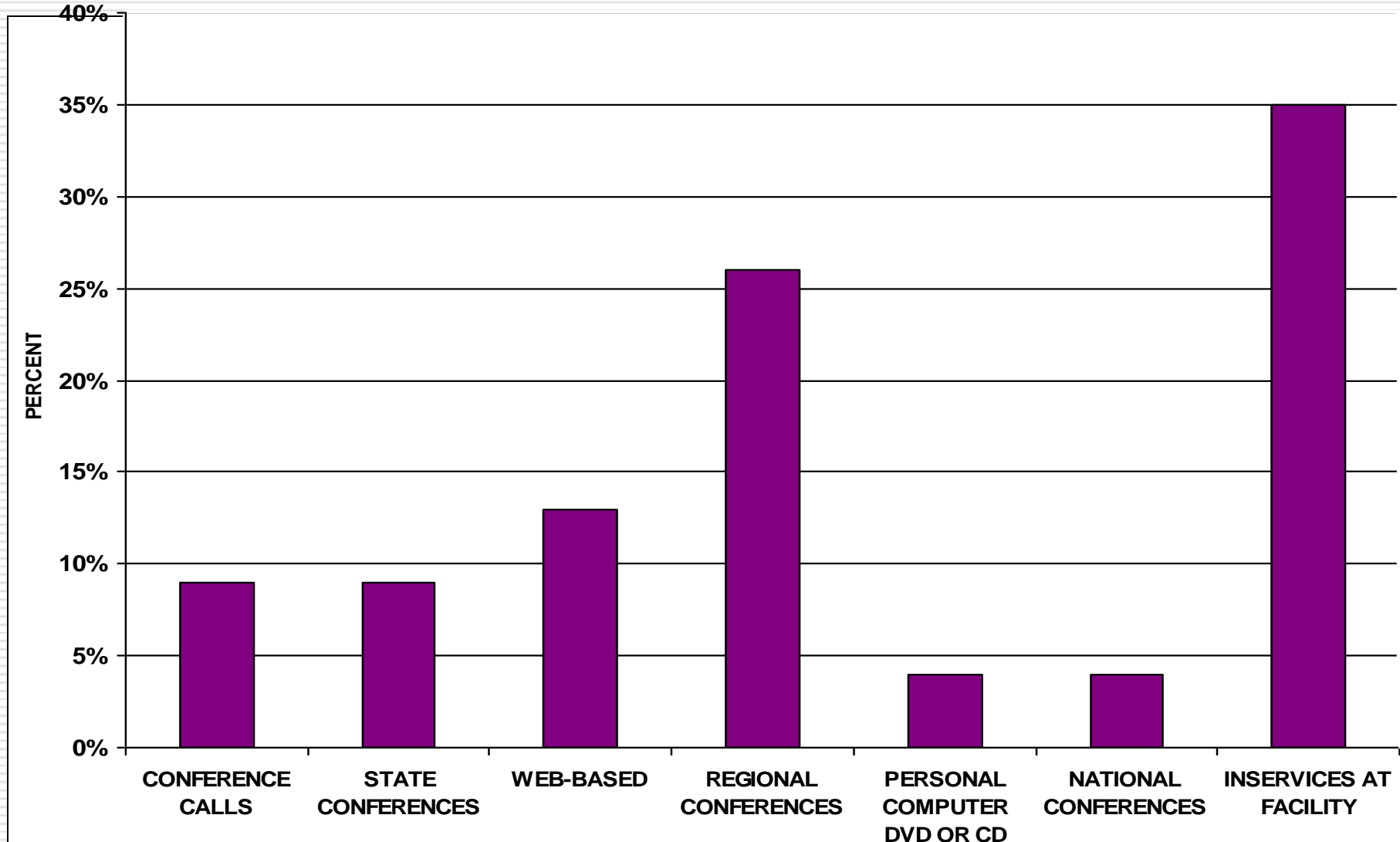
□ MOST FREQUENT

Discharge of Patients Home

FIM (Functional Independence Measure)

Dysphagia Screens

PREFERRED CONTINUING EDUCATION FORMAT



CONTINUING EDUCATION PREFERRED FORMAT

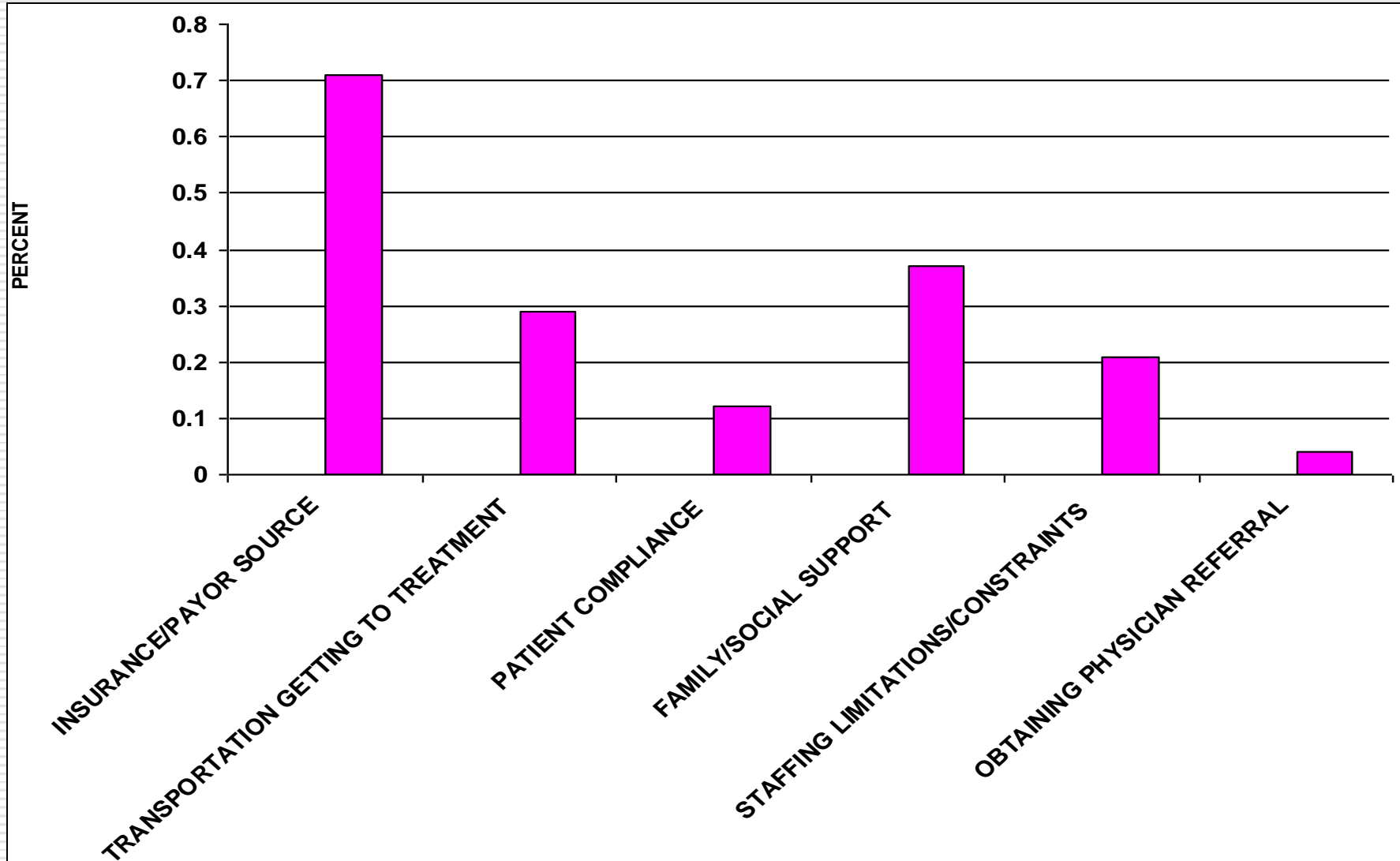
□ GREAT LAKES RESULTS

#1 Workplace (25%)

#2 State Conferences (16%)

#3 Regional Conferences (14%)

BIGGEST CHALLENGES



BIGGEST CHALLENGES

□ GREAT LAKES RESULTS

#1 Insurance/Payor Source

#2 Patient Compliance

#3 Family/Social Support

STROKE RELATED TOPICS

- Treatment Plans for L Brain R Brain Effects**
 - Etiology of Stroke**
 - Medication Management Post-Stroke**
 - Post Rehab Care Resources**
 - Available Grants and Outreach Services**
 - Functional Outcomes**
-

STROKE RELATED TOPICS

- Pathophysiology and PNF**
 - Remote Monitoring and Evaluation**
 - Cortical Stimulation**
 - Visual Retraining**
 - Constraint Induced Therapy**
 - Use of MNES**
 - Dealing with Behaviors Treating Cognitive Deficits**
-

STROKE RELATED TOPICS

- Role of Nursing in Skilled Inpatient Acute Rehab**
 - New Treatments and Medications**
-

TASK FORCE RECOMMENDATIONS

- Work with Insurance on Guidelines**
 - Start Peer Mentoring Programs**
 - Provide Continuing Education specific to Stroke Population**
-

DISCUSSION

- **Next Steps for Task Force**
-