



DIVISION OF FAMILY RESOURCES

Kosciusko County Monthly Management Report March 2026

State of Indiana

Mike Braun
Governor

Family and Social Services Administration

Mitch Roob
Secretary

Division of Family Resources

Sunshine Beam
Director

For questions regarding data on this report contact:
office.Communications@fssa.IN.gov



State of Indiana

Published April 2026



DIVISION OF FAMILY RESOURCES

Monthly Management Report

Reporting Month: March 2026

Location: Kosciusko County

TEMPORARY ASSISTANCE FOR NEEDY FAMILIES (TANF)

Child-Only and One-Parent Families	March 2026	February 2026	March 2025	Annual Change
Number of families receiving TANF Grants	27	26	23	17.39%
Total number of grant recipients	62	67	53	16.98%
Number of adult grant recipients	12	13	6	100.00%
Number of child grant recipients	50	54	47	6.38%
Total payments	\$10,592	\$11,103	\$8,944	18.43%
Average payment per case	\$392.30	\$427.04	\$388.87	0.88%
Average payment per recipient	\$170.84	\$165.72	\$168.75	1.23%
Number of cases with benefits reduced to zero	0	0	2	-100.00%
Number of recipients with benefits reduced to zero	0	0	3	-100.00%
Number of adult recipients with benefit reduced to zero	0	0	1	-100.00%
Number of child recipients with benefit reduced to zero	0	0	2	-100.00%

Pregnancy TANF Families	March 2026	February 2026	March 2025	Annual Change
Number of families receiving TANF Grants	2	1	0	0%
Total number of grant recipients	2	1	0	0%
Total payments	\$496.00	\$248.00	\$0.00	0%
Average payment per case	\$248.00	\$248.00	\$0.00	0.00%
Average payment per recipient	\$248.00	\$248.00	\$0.00	0.00%
Number of cases with benefits reduced to zero	0	0	0	0%
Number of recipients with benefits reduced to zero	0	0	0	0%



DIVISION OF FAMILY RESOURCES

Monthly Management Report

Two-Parent Families	March 2026	February 2026	March 2025	Annual Change
Number of families receiving TANF Grants	1	0	1	0.00%
Total number of grant recipients	5	0	3	66.67%
Number of adult grant recipients	2	0	1	100.00%
Number of child grant recipients	3	0	2	50.00%
Total payments	\$721	\$0	\$275	162.18%
Average payment per case	\$721.00	\$0.00	\$275.00	162.18%
Average payment per recipient	\$144.20	\$0.00	\$91.67	57.31%
Number of cases with benefits reduced to zero	0	0	0	0%
Number of recipients with benefits reduced to zero	0	0	0	0%
Number of adult recipients with benefit reduced to zero	0	0	0	0%
Number of child recipients with benefit reduced to zero	0	0	0	0%

Note: The two-parent case count includes cases in which a parent living in the home is excluded from receiving TANF benefits but whose income is used in the TANF eligibility determination.



DIVISION OF FAMILY RESOURCES

Monthly Management Report

Reporting Month: March 2026	Location: Kosciusko County
-----------------------------	----------------------------

TANF - APPLICATIONS

	March 2026	February 2026	March 2025	Annual Change
Number of Applications	41	43	32	28.12%

TANF - RECIPIENTS BY ZIP CODE

ZIP Code	Households	Recipients
46510	1	3
46524	1	3
46539	3	7
46542	1	1
46555	1	2
46562	1	2
46567	1	1
46580	11	31
46582	4	8
46590	2	6
46982	2	3
Total	28	67



DIVISION OF FAMILY RESOURCES

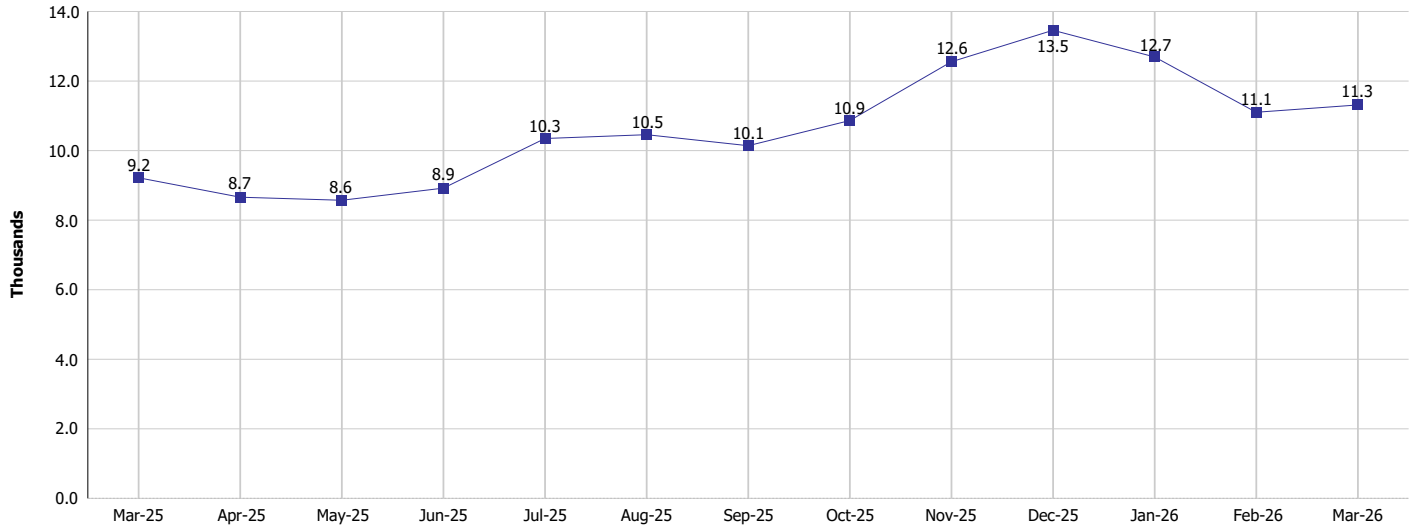
Monthly Management Report

Reporting Month: March 2026

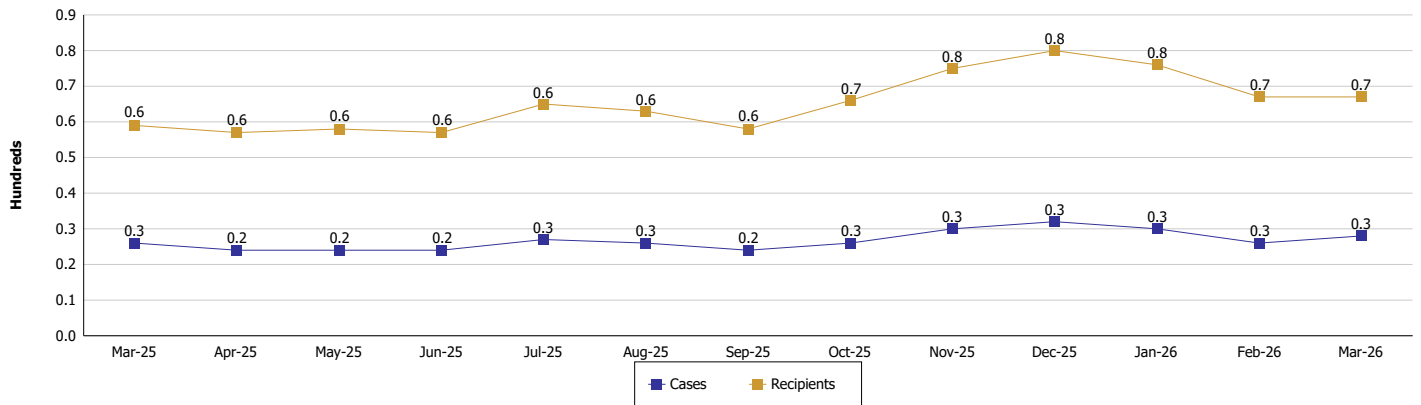
Location: Kosciusko County

TEMPORARY ASSISTANCE FOR NEEDY FAMILIES (TANF)

TANF Regular And TANF Two-Parent Cash Assistance



TANF Cases and Recipients
(TANF Regular and TANF Two-Parent)





DIVISION OF FAMILY RESOURCES

Monthly Management Report

Reporting Month: March 2026

Location: Kosciusko County

SUPPLEMENTAL NUTRITION ASSISTANCE PROGRAM (SNAP)

	March 2026	February 2026	March 2025	Annual Change
Total issuance	\$718,619	\$740,388	\$828,353	-13.25%
Number of households receiving SNAP benefits	1,846	1,873	2,056	-10.21%
Number of recipients	3,815	3,876	4,450	-14.27%
Average issuance per household	\$389.28	\$395.3	\$402.9	-3.38%
Average issuance per recipient	\$188.37	\$191.02	\$186.15	1.19%
Number of Applications	243	260	239	1.67%



DIVISION OF FAMILY RESOURCES

Monthly Management Report

Reporting Month: March 2026	Location: Kosciusko County
-----------------------------	----------------------------

SNAP - RECIPIENTS BY ZIP CODE

ZIP Code	Households	Recipients
46502	4	12
46508	10	20
46510	67	148
46511	1	1
46524	45	126
46538	55	109
46539	66	138
46542	76	191
46550	5	10
46555	69	143
46562	93	190
46563	1	1
46567	146	293
46580	742	1,445
46581	2	3
46582	273	555
46590	53	118
46732	40	90
46755	1	1
46787	3	9
46802	1	1
46807	1	4
46808	1	4
46818	2	2
46910	5	20
46952	1	1
46962	15	45
46975	1	5
46982	65	124
None	2	6
Totals	1,846	3,815



DIVISION OF FAMILY RESOURCES

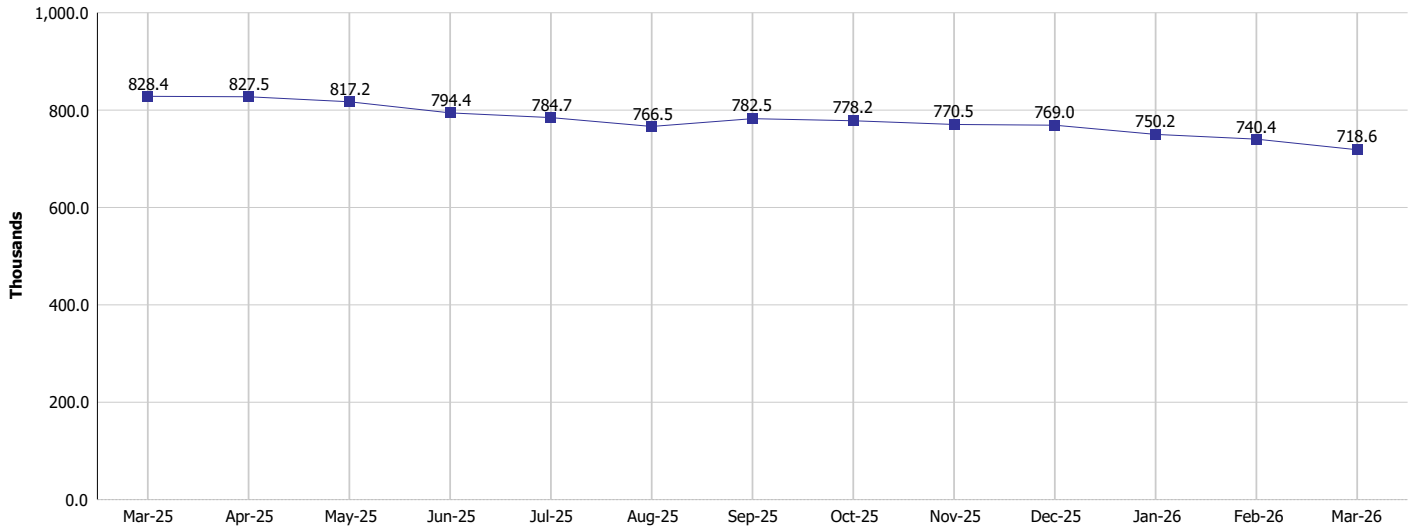
Monthly Management Report

Reporting Month: March 2026

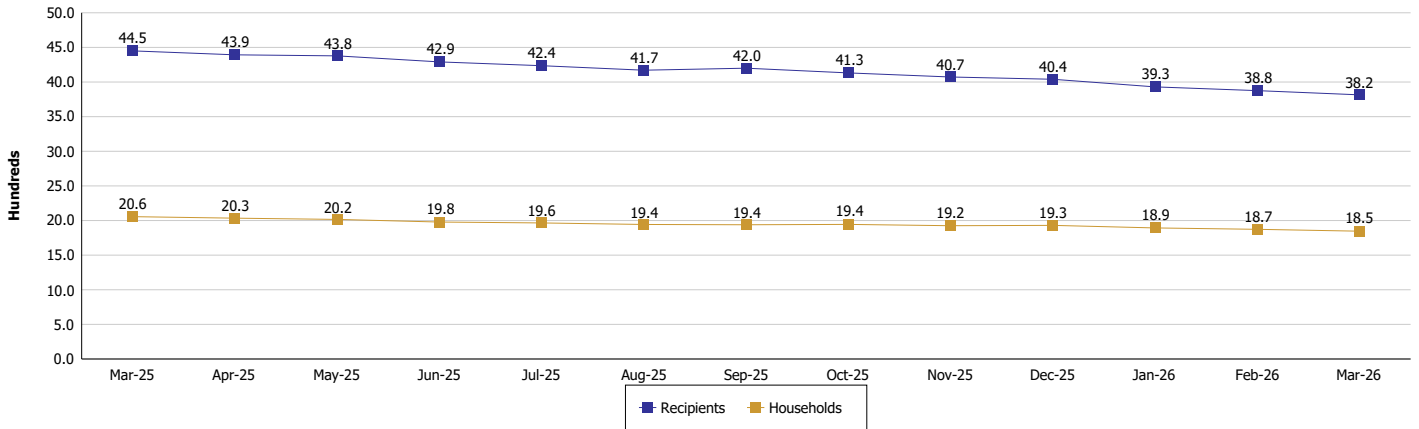
Location: Kosciusko County

SUPPLEMENTAL NUTRITION ASSISTANCE PROGRAM (SNAP)

SNAP Issuance



SNAP Households and Recipients





DIVISION OF FAMILY RESOURCES

Monthly Management Report

Reporting Month: March 2026

Location: Kosciusko County

HIP 2.0 and SNAP

	March 2026	February 2026	March 2025	Annual Change
Total HIP 2.0 Members	5,233	5,264	6,809	-23.15%
HIP Members also SNAP Recipients	1,163	1,170	1,392	-16.45%
Percentage HIP Members SNAP Recipients	22.2%	22.2%	20.4%	1.78
HIP Members SNAP ABAWDs	106	109	28	278.57%
Percentage HIP Members SNAP ABAWDs	2.0%	2.1%	0.4%	1.6



DIVISION OF FAMILY RESOURCES

Monthly Management Report

Reporting Month: March 2026

Location: Kosciusko County

INDIANA MANPOWER PLACEMENT AND COMPREHENSIVE TRAINING (IMPACT)

	March 2026	February 2026	March 2025	Annual Change
Number of IMPACT cases	2	6	3	-33.33%
Number of TANF IMPACT adults	1	3	1	0.00%
Number of SNAP IMPACT Cases	1	3	2	-50.00%
Total number of adults employed	11	4	12	-8.33%
Number of TANF IMPACT adults newly employed (within past 30 days)	1	0	0	
Number of SNAP IMPACT adults employed	10	4	12	-16.67%
Total number of adults ineligible due to employment	13	14	13	0.00%
Number of TANF adults ineligible due to employment	0	0	0	
Number of SNAP adults ineligible due to employment	13	14	13	0.00%

