



DIVISION OF FAMILY RESOURCES

Knox County Monthly Management Report March 2026

State of Indiana

Mike Braun
Governor

Family and Social Services Administration

Mitch Roob
Secretary

Division of Family Resources

Sunshine Beam
Director

For questions regarding data on this report contact:
office.Communications@fssa.IN.gov



State of Indiana

Published April 2026



DIVISION OF FAMILY RESOURCES

Monthly Management Report

Reporting Month: March 2026	Location: Knox County
------------------------------------	------------------------------

TEMPORARY ASSISTANCE FOR NEEDY FAMILIES (TANF)

Child-Only and One-Parent Families	March 2026	February 2026	March 2025	Annual Change
Number of families receiving TANF Grants	26	28	29	-10.34%
Total number of grant recipients	54	59	59	-8.47%
Number of adult grant recipients	9	12	12	-25.00%
Number of child grant recipients	45	47	47	-4.26%
Total payments	\$9,508	\$10,447	\$11,063	-14.06%
Average payment per case	\$365.69	\$373.11	\$381.48	-4.14%
Average payment per recipient	\$176.07	\$177.07	\$187.51	-6.10%
Number of cases with benefits reduced to zero	1	1	1	0.00%
Number of recipients with benefits reduced to zero	1	1	1	0.00%
Number of adult recipients with benefit reduced to zero	0	0	0	0%
Number of child recipients with benefit reduced to zero	1	1	1	0.00%

Pregnancy TANF Families	March 2026	February 2026	March 2025	Annual Change
Number of families receiving TANF Grants	0	0	0	0%
Total number of grant recipients	0	0	0	0%
Total payments	\$0.00	\$0.00	\$0.00	0%
Average payment per case	\$0.00	\$0.00	\$0.00	0.00%
Average payment per recipient	\$0.00	\$0.00	\$0.00	0.00%
Number of cases with benefits reduced to zero	0	0	0	0%
Number of recipients with benefits reduced to zero	0	0	0	0%



DIVISION OF FAMILY RESOURCES

Monthly Management Report

Two-Parent Families	March 2026	February 2026	March 2025	Annual Change
Number of families receiving TANF Grants	1	1	0	0%
Total number of grant recipients	1	1	0	0%
Number of adult grant recipients	0	0	0	0%
Number of child grant recipients	1	1	0	0%
Total payments	\$215	\$215	\$0	0%
Average payment per case	\$215.00	\$215.00	\$0.00	0.00%
Average payment per recipient	\$215.00	\$215.00	\$0.00	0.00%
Number of cases with benefits reduced to zero	0	0	0	0%
Number of recipients with benefits reduced to zero	0	0	0	0%
Number of adult recipients with benefit reduced to zero	0	0	0	0%
Number of child recipients with benefit reduced to zero	0	0	0	0%

Note: The two-parent case count includes cases in which a parent living in the home is excluded from receiving TANF benefits but whose income is used in the TANF eligibility determination.



DIVISION OF FAMILY RESOURCES

Monthly Management Report

Reporting Month: March 2026

Location: Knox County

TANF - APPLICATIONS

	March 2026	February 2026	March 2025	Annual Change
Number of Applications	24	25	30	-20.00%

TANF - RECIPIENTS BY ZIP CODE

ZIP Code	Households	Recipients
47512	4	9
47524	1	1
47557	1	1
47561	1	3
47591	20	41
Total	27	55



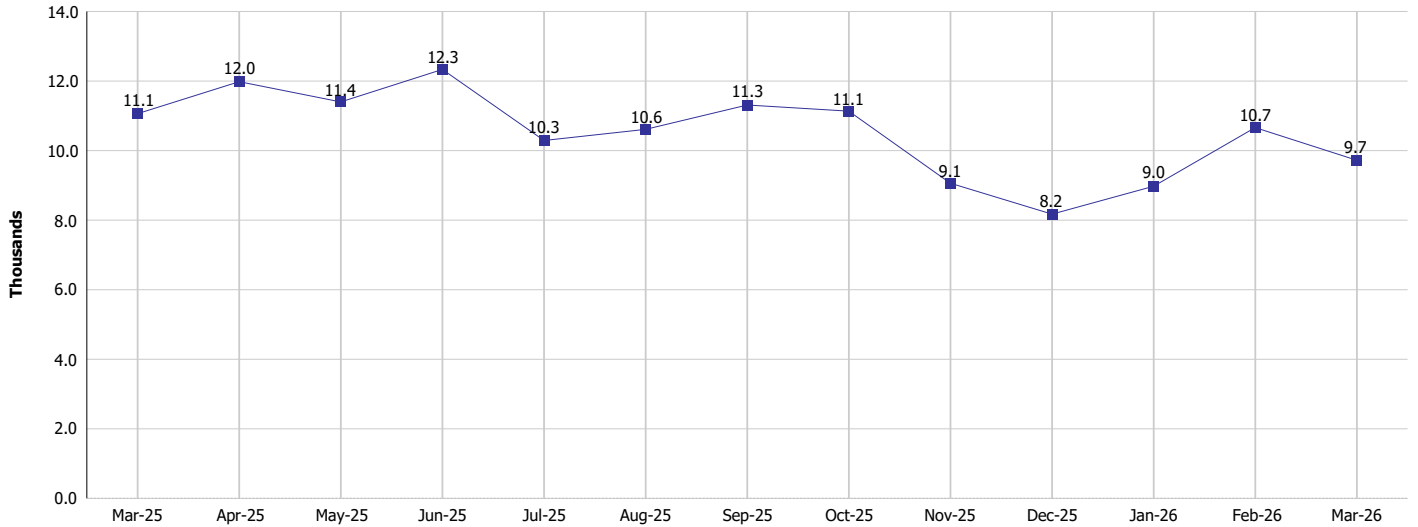
DIVISION OF FAMILY RESOURCES

Monthly Management Report

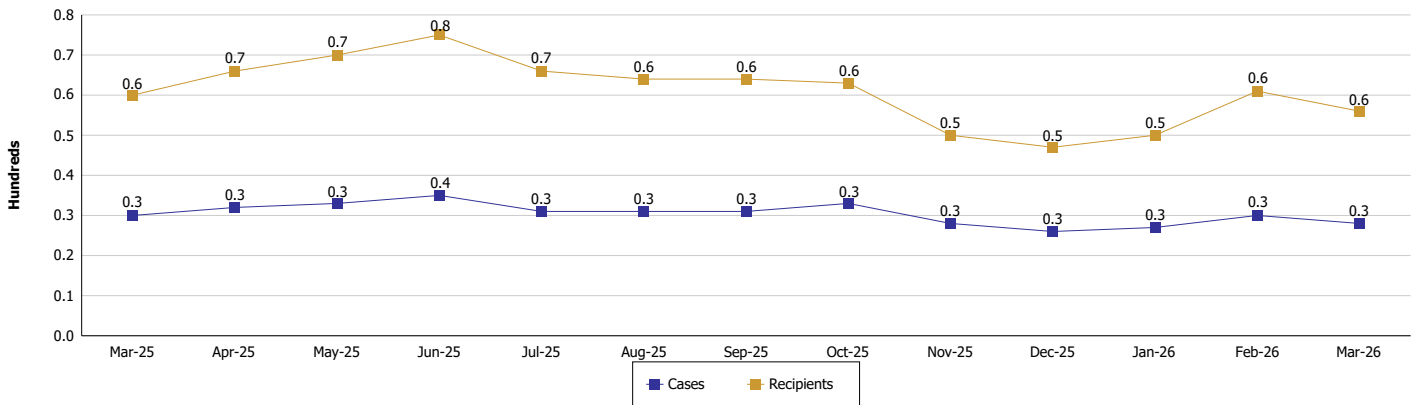
Reporting Month: March 2026 Location: Knox County

TEMPORARY ASSISTANCE FOR NEEDY FAMILIES (TANF)

TANF Regular And TANF Two-Parent Cash Assistance



TANF Cases and Recipients
(TANF Regular and TANF Two-Parent)





DIVISION OF FAMILY RESOURCES

Monthly Management Report

Reporting Month: March 2026

Location: Knox County

SUPPLEMENTAL NUTRITION ASSISTANCE PROGRAM (SNAP)

	March 2026	February 2026	March 2025	Annual Change
Total issuance	\$684,895	\$705,085	\$817,574	-16.23%
Number of households receiving SNAP benefits	1,852	1,890	2,126	-12.89%
Number of recipients	3,630	3,717	4,334	-16.24%
Average issuance per household	\$369.81	\$373.06	\$384.56	-3.84%
Average issuance per recipient	\$188.68	\$189.69	\$188.64	0.02%
Number of Applications	247	185	230	7.39%



DIVISION OF FAMILY RESOURCES

Monthly Management Report

Reporting Month: March 2026 Location: Knox County

SNAP - RECIPIENTS BY ZIP CODE

ZIP Code	Households	Recipients
47265	1	1
47424	1	1
47501	2	7
47512	234	476
47514	1	1
47516	22	41
47524	18	33
47528	24	66
47535	20	41
47557	26	60
47561	53	106
47573	4	4
47578	13	28
47591	1,388	2,670
47596	10	21
47597	31	68
47640	1	3
47660	1	1
47807	1	1
None	1	1
Totals	1,852	3,630



DIVISION OF FAMILY RESOURCES

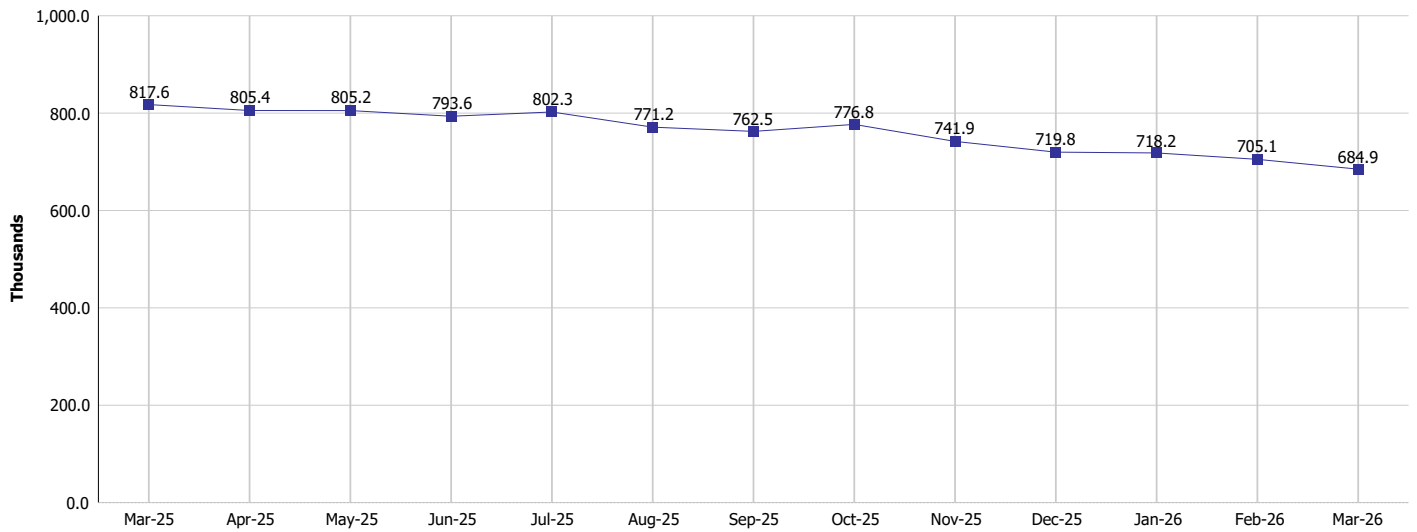
Monthly Management Report

Reporting Month: March 2026

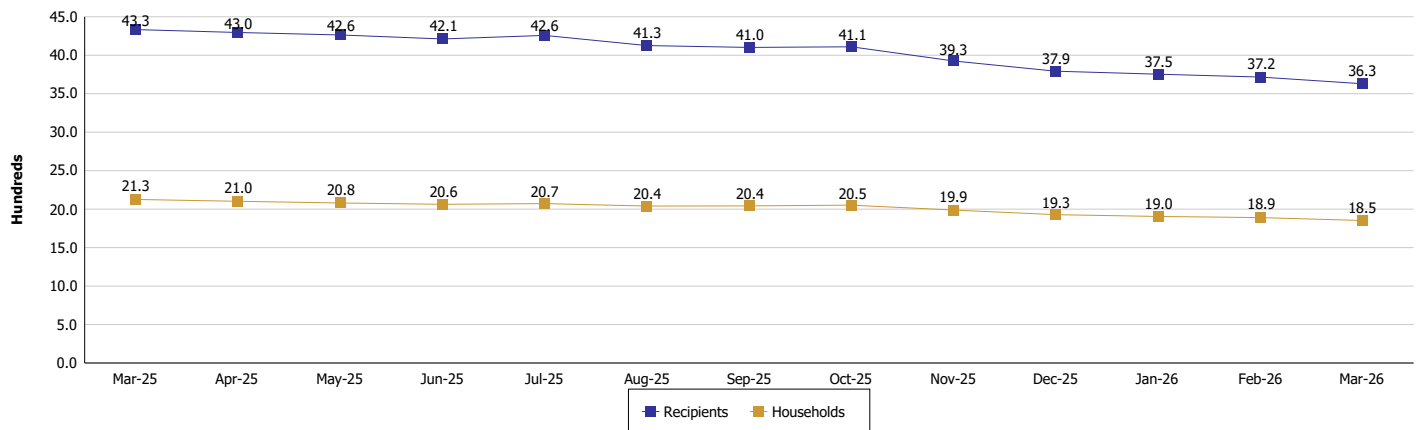
Location: Knox County

SUPPLEMENTAL NUTRITION ASSISTANCE PROGRAM (SNAP)

SNAP Issuance



SNAP Households and Recipients





DIVISION OF FAMILY RESOURCES

Monthly Management Report

Reporting Month: March 2026

Location: Knox County

HIP 2.0 and SNAP

	March 2026	February 2026	March 2025	Annual Change
Total HIP 2.0 Members	3,774	3,847	4,789	-21.19%
HIP Members also SNAP Recipients	1,178	1,216	1,485	-20.67%
Percentage HIP Members SNAP Recipients	31.2%	31.6%	31.0%	0.21
HIP Members SNAP ABAWDs	126	125	30	320.00%
Percentage HIP Members SNAP ABAWDs	3.3%	3.2%	0.6%	2.7



DIVISION OF FAMILY RESOURCES

Monthly Management Report

Reporting Month: March 2026

Location: Knox County

INDIANA MANPOWER PLACEMENT AND COMPREHENSIVE TRAINING (IMPACT)

	March 2026	February 2026	March 2025	Annual Change
Number of IMPACT cases	2	6	5	-60.00%
Number of TANF IMPACT adults	0	2	1	-100.00%
Number of SNAP IMPACT Cases	2	4	4	-50.00%
Total number of adults employed	11	11	13	-15.38%
Number of TANF IMPACT adults newly employed (within past 30 days)	1	0	2	-50.00%
Number of SNAP IMPACT adults employed	10	11	11	-9.09%
Total number of adults ineligible due to employment	6	6	6	0.00%
Number of TANF adults ineligible due to employment	0	0	0	
Number of SNAP adults ineligible due to employment	6	6	6	0.00%

IMPACT Caseloads
(SNAP, TANF, Total Caseload)

