



DIVISION OF FAMILY RESOURCES

Huntington County Monthly Management Report March 2026

State of Indiana

Mike Braun
Governor

Family and Social Services Administration

Mitch Roob
Secretary

Division of Family Resources

Sunshine Beam
Director

For questions regarding data on this report contact:
office.Communications@fssa.IN.gov



State of Indiana

Published April 2026



DIVISION OF FAMILY RESOURCES

Monthly Management Report

Reporting Month: March 2026

Location: Huntington County

TEMPORARY ASSISTANCE FOR NEEDY FAMILIES (TANF)

Child-Only and One-Parent Families	March 2026	February 2026	March 2025	Annual Change
Number of families receiving TANF Grants	12	12	15	-20.00%
Total number of grant recipients	22	22	37	-40.54%
Number of adult grant recipients	1	1	3	-66.67%
Number of child grant recipients	21	21	34	-38.24%
Total payments	\$4,161	\$4,161	\$6,066	-31.40%
Average payment per case	\$346.75	\$346.75	\$404.40	-14.26%
Average payment per recipient	\$189.14	\$189.14	\$163.95	15.37%
Number of cases with benefits reduced to zero	0	0	0	0%
Number of recipients with benefits reduced to zero	0	0	0	0%
Number of adult recipients with benefit reduced to zero	0	0	0	0%
Number of child recipients with benefit reduced to zero	0	0	0	0%

Pregnancy TANF Families	March 2026	February 2026	March 2025	Annual Change
Number of families receiving TANF Grants	0	0	0	0%
Total number of grant recipients	0	0	0	0%
Total payments	\$0.00	\$0.00	\$0.00	0%
Average payment per case	\$0.00	\$0.00	\$0.00	0.00%
Average payment per recipient	\$0.00	\$0.00	\$0.00	0.00%
Number of cases with benefits reduced to zero	0	0	0	0%
Number of recipients with benefits reduced to zero	0	0	0	0%



DIVISION OF FAMILY RESOURCES

Monthly Management Report

Two-Parent Families	March 2026	February 2026	March 2025	Annual Change
Number of families receiving TANF Grants	1	1	0	0%
Total number of grant recipients	4	4	0	0%
Number of adult grant recipients	2	2	0	0%
Number of child grant recipients	2	2	0	0%
Total payments	\$617	\$617	\$0	0%
Average payment per case	\$617.00	\$617.00	\$0.00	0.00%
Average payment per recipient	\$154.25	\$154.25	\$0.00	0.00%
Number of cases with benefits reduced to zero	0	0	0	0%
Number of recipients with benefits reduced to zero	0	0	0	0%
Number of adult recipients with benefit reduced to zero	0	0	0	0%
Number of child recipients with benefit reduced to zero	0	0	0	0%

Note: The two-parent case count includes cases in which a parent living in the home is excluded from receiving TANF benefits but whose income is used in the TANF eligibility determination.



DIVISION OF FAMILY RESOURCES

Monthly Management Report

Reporting Month: March 2026

Location: Huntington County

TANF - APPLICATIONS

	March 2026	February 2026	March 2025	Annual Change
Number of Applications	21	18	15	40.00%

TANF - RECIPIENTS BY ZIP CODE

ZIP Code	Households	Recipients
46750	10	17
46783	3	9
Total	13	26



DIVISION OF FAMILY RESOURCES

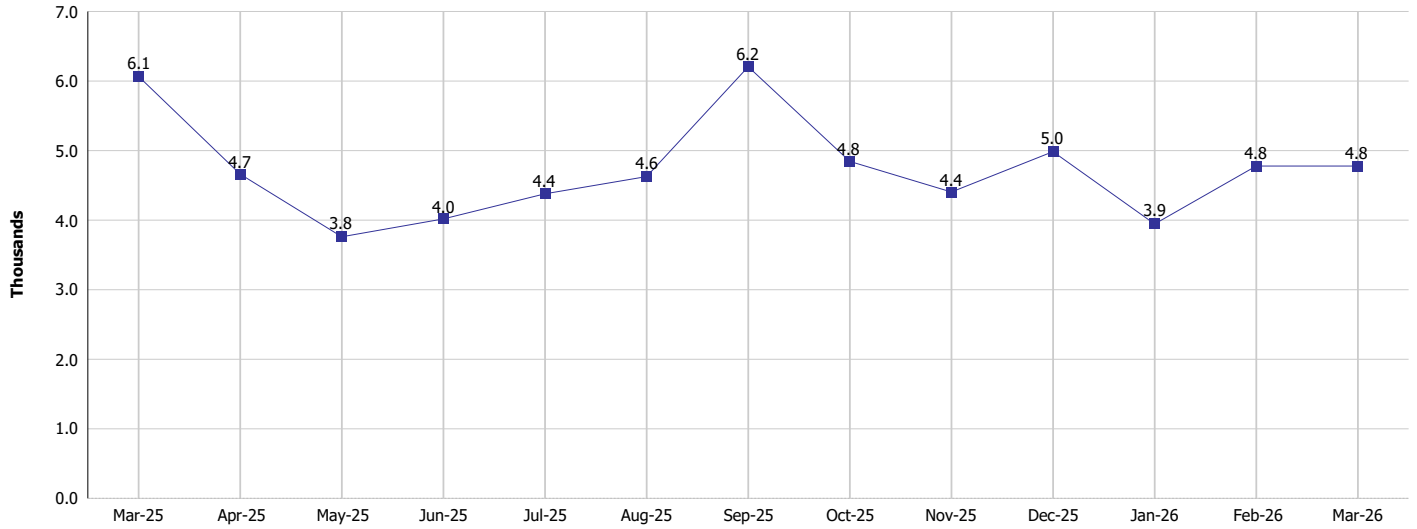
Monthly Management Report

Reporting Month: March 2026

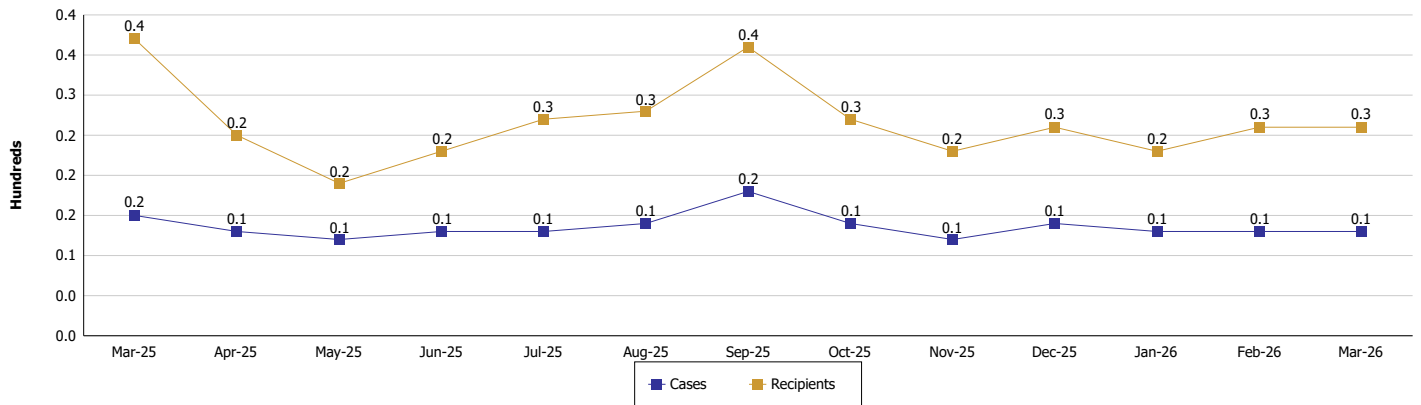
Location: Huntington County

TEMPORARY ASSISTANCE FOR NEEDY FAMILIES (TANF)

TANF Regular And TANF Two-Parent Cash Assistance



TANF Cases and Recipients
(TANF Regular and TANF Two-Parent)





DIVISION OF FAMILY RESOURCES

Monthly Management Report

Reporting Month: March 2026

Location: Huntington County

SUPPLEMENTAL NUTRITION ASSISTANCE PROGRAM (SNAP)

	March 2026	February 2026	March 2025	Annual Change
Total issuance	\$366,227	\$369,076	\$422,566	-13.33%
Number of households receiving SNAP benefits	1,057	1,055	1,152	-8.25%
Number of recipients	2,024	2,035	2,328	-13.06%
Average issuance per household	\$346.48	\$349.84	\$366.81	-5.54%
Average issuance per recipient	\$180.94	\$181.36	\$181.51	-0.31%
Number of Applications	144	139	135	6.67%



DIVISION OF FAMILY RESOURCES

Monthly Management Report

Reporting Month: March 2026 Location: Huntington County

SNAP - RECIPIENTS BY ZIP CODE

ZIP Code	Households	Recipients
46201	1	1
46702	65	135
46714	1	1
46750	855	1,564
46770	23	68
46783	45	100
46792	52	127
46808	1	1
46818	1	1
46901	1	1
46933	1	1
46940	5	9
46952	3	9
46992	1	1
None	2	5
Totals	1,057	2,024



DIVISION OF FAMILY RESOURCES

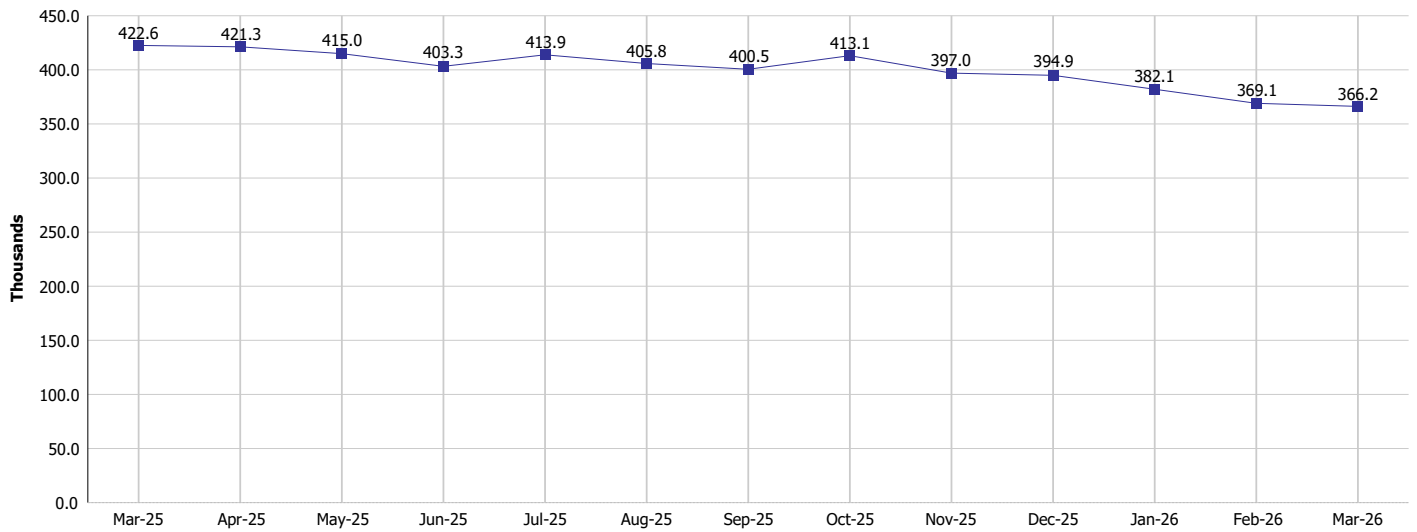
Monthly Management Report

Reporting Month: March 2026

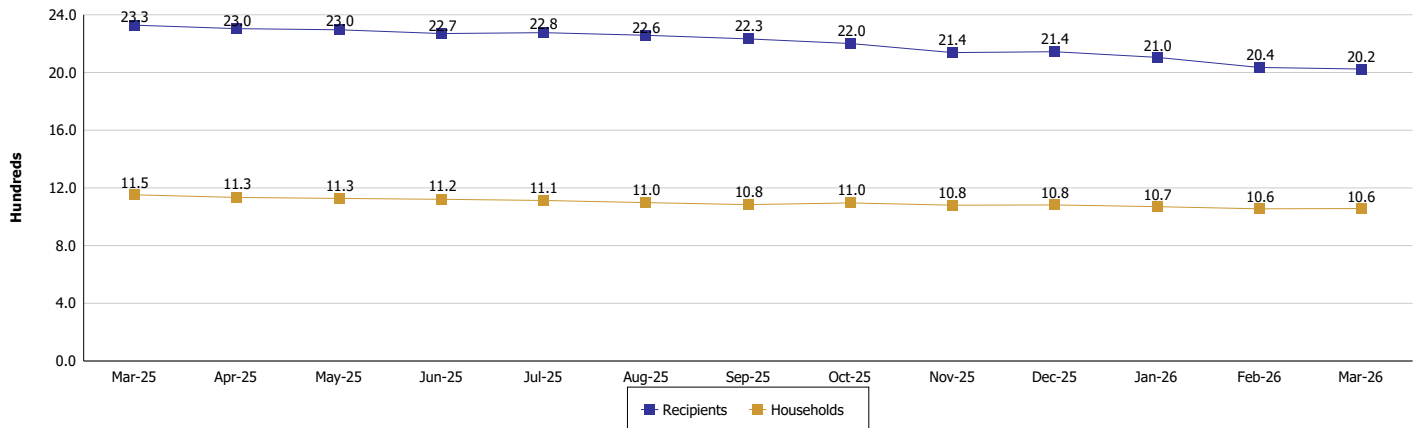
Location: Huntington County

SUPPLEMENTAL NUTRITION ASSISTANCE PROGRAM (SNAP)

SNAP Issuance



SNAP Households and Recipients





DIVISION OF FAMILY RESOURCES

Monthly Management Report

Reporting Month: March 2026

Location: Huntington County

HIP 2.0 and SNAP

	March 2026	February 2026	March 2025	Annual Change
Total HIP 2.0 Members	2,600	2,630	3,381	-23.10%
HIP Members also SNAP Recipients	593	585	719	-17.52%
Percentage HIP Members SNAP Recipients	22.8%	22.2%	21.3%	1.54
HIP Members SNAP ABAWDs	52	49	20	160.00%
Percentage HIP Members SNAP ABAWDs	2.0%	1.9%	0.6%	1.4



DIVISION OF FAMILY RESOURCES

Monthly Management Report

Reporting Month: March 2026

Location: Huntington County

INDIANA MANPOWER PLACEMENT AND COMPREHENSIVE TRAINING (IMPACT)

	March 2026	February 2026	March 2025	Annual Change
Number of IMPACT cases	6	1	2	200.00%
Number of TANF IMPACT adults	2	0	1	100.00%
Number of SNAP IMPACT Cases	4	1	1	300.00%
Total number of adults employed	5	2	2	150.00%
Number of TANF IMPACT adults newly employed (within past 30 days)	0	0	0	
Number of SNAP IMPACT adults employed	5	2	2	150.00%
Total number of adults ineligible due to employment	4	7	4	0.00%
Number of TANF adults ineligible due to employment	0	0	0	
Number of SNAP adults ineligible due to employment	4	7	4	0.00%

IMPACT Caseloads
(SNAP, TANF, Total Caseload)

