



## DIVISION OF FAMILY RESOURCES

# Decatur County Monthly Management Report March 2026

### State of Indiana

Mike Braun  
Governor

### Family and Social Services Administration

Mitch Roob  
Secretary

### Division of Family Resources

Sunshine Beam  
Director

For questions regarding data on this report contact:  
[office.Communications@fssa.IN.gov](mailto:office.Communications@fssa.IN.gov)



## State of Indiana

Published April 2026



## DIVISION OF FAMILY RESOURCES

### Monthly Management Report

Reporting Month: March 2026

Location: Decatur County

#### TEMPORARY ASSISTANCE FOR NEEDY FAMILIES (TANF)

Child-Only and One-Parent Families	March 2026	February 2026	March 2025	Annual Change
Number of families receiving TANF Grants	8	9	13	-38.46%
Total number of grant recipients	11	14	21	-47.62%
Number of adult grant recipients	2	3	5	-60.00%
Number of child grant recipients	9	11	16	-43.75%
Total payments	\$2,410	\$2,923	\$4,207	-42.71%
Average payment per case	\$301.25	\$324.78	\$323.62	-6.91%
Average payment per recipient	\$219.09	\$208.79	\$200.33	9.36%
Number of cases with benefits reduced to zero	0	0	0	0%
Number of recipients with benefits reduced to zero	0	0	0	0%
Number of adult recipients with benefit reduced to zero	0	0	0	0%
Number of child recipients with benefit reduced to zero	0	0	0	0%

Pregnancy TANF Families	March 2026	February 2026	March 2025	Annual Change
Number of families receiving TANF Grants	0	0	1	-100.00%
Total number of grant recipients	0	0	1	-100.00%
Total payments	\$0.00	\$0.00	\$248.00	-100.00%
Average payment per case	\$0.00	\$0.00	\$248.00	-100.00%
Average payment per recipient	\$0.00	\$0.00	\$248.00	-100.00%
Number of cases with benefits reduced to zero	0	0	0	0%
Number of recipients with benefits reduced to zero	0	0	0	0%



## DIVISION OF FAMILY RESOURCES

### Monthly Management Report

Two-Parent Families	March 2026	February 2026	March 2025	Annual Change
Number of families receiving TANF Grants	0	0	0	0%
Total number of grant recipients	0	0	0	0%
Number of adult grant recipients	0	0	0	0%
Number of child grant recipients	0	0	0	0%
Total payments	\$0	\$0	\$0	0%
Average payment per case	\$0.00	\$0.00	\$0.00	0.00%
Average payment per recipient	\$0.00	\$0.00	\$0.00	0.00%
Number of cases with benefits reduced to zero	0	0	0	0%
Number of recipients with benefits reduced to zero	0	0	0	0%
Number of adult recipients with benefit reduced to zero	0	0	0	0%
Number of child recipients with benefit reduced to zero	0	0	0	0%

Note: The two-parent case count includes cases in which a parent living in the home is excluded from receiving TANF benefits but whose income is used in the TANF eligibility determination.



## DIVISION OF FAMILY RESOURCES

### Monthly Management Report

Reporting Month: March 2026

Location: Decatur County

#### TANF - APPLICATIONS

	March 2026	February 2026	March 2025	Annual Change
<b>Number of Applications</b>	10	17	13	-23.08%

#### TANF - RECIPIENTS BY ZIP CODE

ZIP Code	Households	Recipients
47240	6	7
47272	1	1
47283	1	3
<b>Total</b>	<b>8</b>	<b>11</b>



# DIVISION OF FAMILY RESOURCES

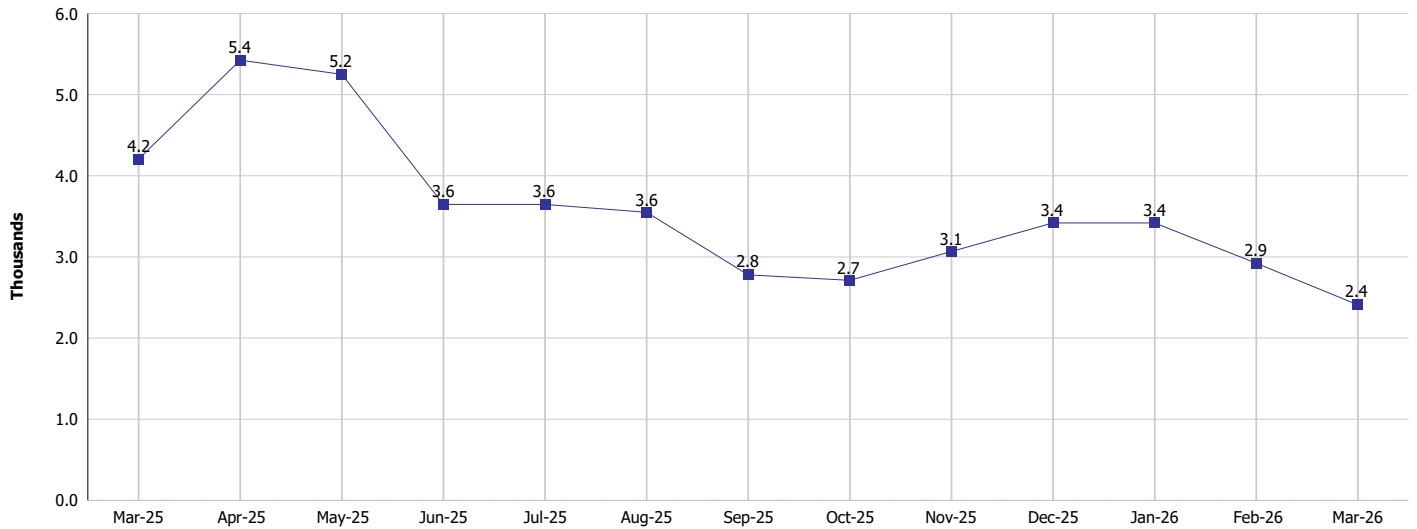
## Monthly Management Report

Reporting Month: March 2026

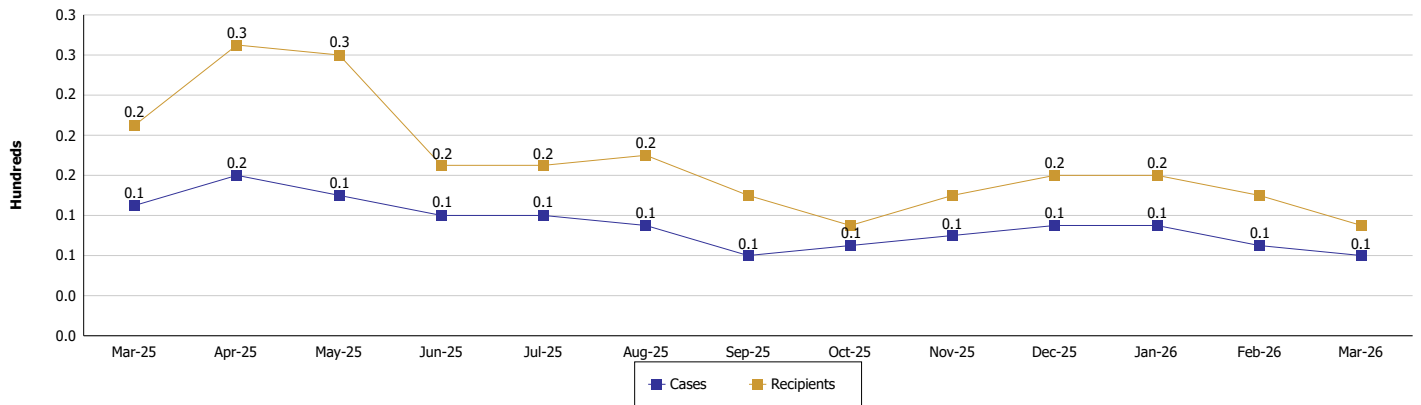
Location: Decatur County

### TEMPORARY ASSISTANCE FOR NEEDY FAMILIES (TANF)

TANF Regular And TANF Two-Parent Cash Assistance



TANF Cases and Recipients  
(TANF Regular and TANF Two-Parent)





**DIVISION OF FAMILY RESOURCES**

**Monthly Management Report**

Reporting Month: March 2026

Location: Decatur County

**SUPPLEMENTAL NUTRITION ASSISTANCE PROGRAM (SNAP)**

	March 2026	February 2026	March 2025	Annual Change
Total issuance	\$294,489	\$292,983	\$354,932	-17.03%
Number of households receiving SNAP benefits	848	848	968	-12.4%
Number of recipients	1,619	1,626	1,957	-17.27%
Average issuance per household	\$347.27	\$345.5	\$366.67	-5.29%
Average issuance per recipient	\$181.9	\$180.19	\$181.37	0.29%
Number of Applications	112	106	97	15.46%



## DIVISION OF FAMILY RESOURCES

### Monthly Management Report

Reporting Month: March 2026 Location: Decatur County

#### SNAP - RECIPIENTS BY ZIP CODE

ZIP Code	Households	Recipients
46173	3	9
46176	2	6
47020	1	1
47037	1	1
47240	690	1,275
47263	7	15
47265	1	1
47272	33	75
47283	109	235
None	1	1
<b>Totals</b>	<b>848</b>	<b>1,619</b>



# DIVISION OF FAMILY RESOURCES

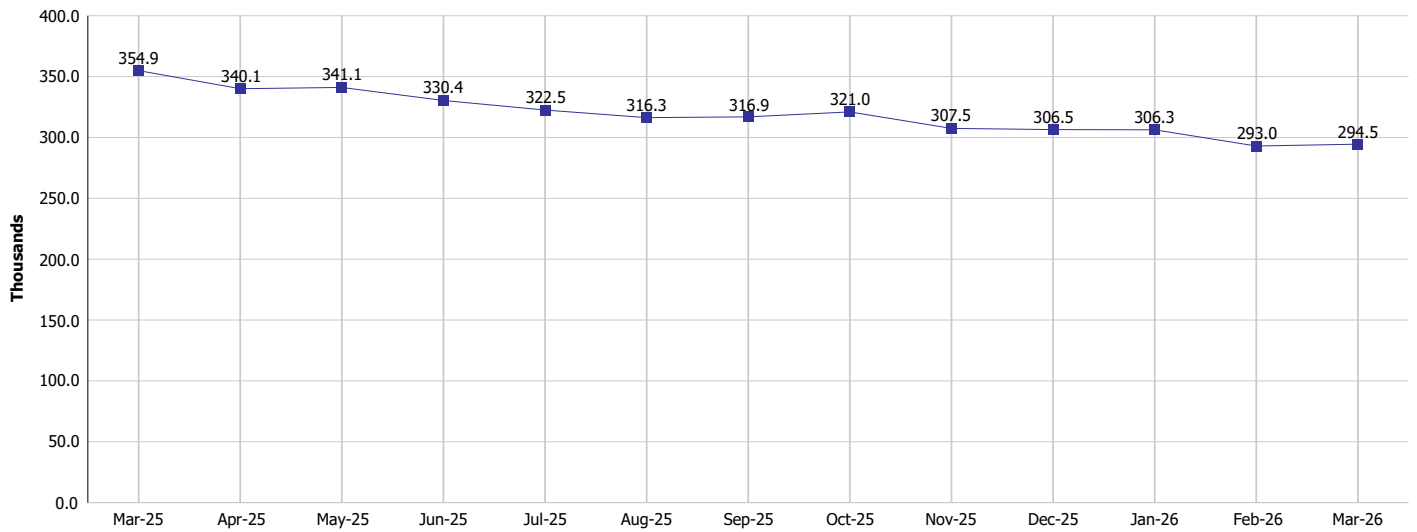
## Monthly Management Report

Reporting Month: March 2026

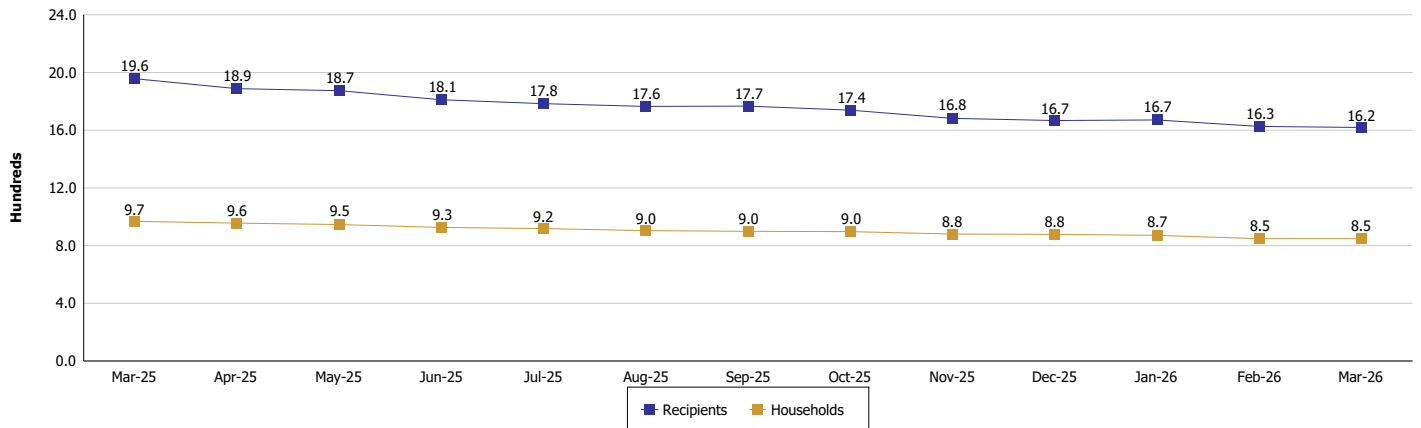
Location: Decatur County

### SUPPLEMENTAL NUTRITION ASSISTANCE PROGRAM (SNAP)

SNAP Issuance



SNAP Households and Recipients





## DIVISION OF FAMILY RESOURCES

### Monthly Management Report

Reporting Month: March 2026

Location: Decatur County

#### HIP 2.0 and SNAP

	March 2026	February 2026	March 2025	Annual Change
Total HIP 2.0 Members	1,946	1,970	2,457	-20.80%
HIP Members also SNAP Recipients	501	516	650	-22.92%
Percentage HIP Members SNAP Recipients	25.7%	26.2%	26.5%	-0.71
HIP Members SNAP ABAWDs	58	61	12	383.33%
Percentage HIP Members SNAP ABAWDs	3.0%	3.1%	0.5%	2.5



## DIVISION OF FAMILY RESOURCES

### Monthly Management Report

Reporting Month: March 2026

Location: Decatur County

#### INDIANA MANPOWER PLACEMENT AND COMPREHENSIVE TRAINING (IMPACT)

	March 2026	February 2026	March 2025	Annual Change
Number of IMPACT cases	0	0	1	-100.00%
Number of TANF IMPACT adults	0	0	0	
Number of SNAP IMPACT Cases	0	0	1	-100.00%
Total number of adults employed	5	4	8	-37.50%
Number of TANF IMPACT adults newly employed (within past 30 days)	0	0	0	
Number of SNAP IMPACT adults employed	5	4	8	-37.50%
Total number of adults ineligible due to employment	4	10	3	33.33%
Number of TANF adults ineligible due to employment	0	0	0	
Number of SNAP adults ineligible due to employment	4	10	3	33.33%

**IMPACT Caseloads**  
(SNAP, TANF, Total Caseload)

