



DIVISION OF FAMILY RESOURCES

Daviess County Monthly Management Report March 2026

State of Indiana

Mike Braun
Governor

Family and Social Services Administration

Mitch Roob
Secretary

Division of Family Resources

Sunshine Beam
Director

For questions regarding data on this report contact:
office.Communications@fssa.IN.gov



State of Indiana

Published April 2026



DIVISION OF FAMILY RESOURCES

Monthly Management Report

Reporting Month: March 2026

Location: Daviess County

TEMPORARY ASSISTANCE FOR NEEDY FAMILIES (TANF)

Child-Only and One-Parent Families	March 2026	February 2026	March 2025	Annual Change
Number of families receiving TANF Grants	16	17	26	-38.46%
Total number of grant recipients	28	30	54	-48.15%
Number of adult grant recipients	4	6	13	-69.23%
Number of child grant recipients	24	24	41	-41.46%
Total payments	\$5,786	\$6,195	\$9,842	-41.21%
Average payment per case	\$361.62	\$364.41	\$378.54	-4.47%
Average payment per recipient	\$206.64	\$206.50	\$182.26	13.38%
Number of cases with benefits reduced to zero	0	0	0	0%
Number of recipients with benefits reduced to zero	0	0	0	0%
Number of adult recipients with benefit reduced to zero	0	0	0	0%
Number of child recipients with benefit reduced to zero	0	0	0	0%

Pregnancy TANF Families	March 2026	February 2026	March 2025	Annual Change
Number of families receiving TANF Grants	0	1	1	-100.00%
Total number of grant recipients	0	1	1	-100.00%
Total payments	\$0.00	\$248.00	\$248.00	-100.00%
Average payment per case	\$0.00	\$248.00	\$248.00	-100.00%
Average payment per recipient	\$0.00	\$248.00	\$248.00	-100.00%
Number of cases with benefits reduced to zero	0	0	0	0%
Number of recipients with benefits reduced to zero	0	0	0	0%



DIVISION OF FAMILY RESOURCES

Monthly Management Report

Two-Parent Families	March 2026	February 2026	March 2025	Annual Change
Number of families receiving TANF Grants	0	0	12	-100.00%
Total number of grant recipients	0	0	41	-100.00%
Number of adult grant recipients	0	0	24	-100.00%
Number of child grant recipients	0	0	17	-100.00%
Total payments	\$0	\$0	\$5,399	-100.00%
Average payment per case	\$0.00	\$0.00	\$449.92	-100.00%
Average payment per recipient	\$0.00	\$0.00	\$131.68	-100.00%
Number of cases with benefits reduced to zero	0	0	0	0%
Number of recipients with benefits reduced to zero	0	0	0	0%
Number of adult recipients with benefit reduced to zero	0	0	0	0%
Number of child recipients with benefit reduced to zero	0	0	0	0%

Note: The two-parent case count includes cases in which a parent living in the home is excluded from receiving TANF benefits but whose income is used in the TANF eligibility determination.



DIVISION OF FAMILY RESOURCES

Monthly Management Report

Reporting Month: March 2026

Location: Daviess County

TANF - APPLICATIONS

	March 2026	February 2026	March 2025	Annual Change
Number of Applications	15	15	39	-61.54%

TANF - RECIPIENTS BY ZIP CODE

ZIP Code	Households	Recipients
47501	13	23
47529	1	1
47558	1	2
47568	1	2
Total	16	28



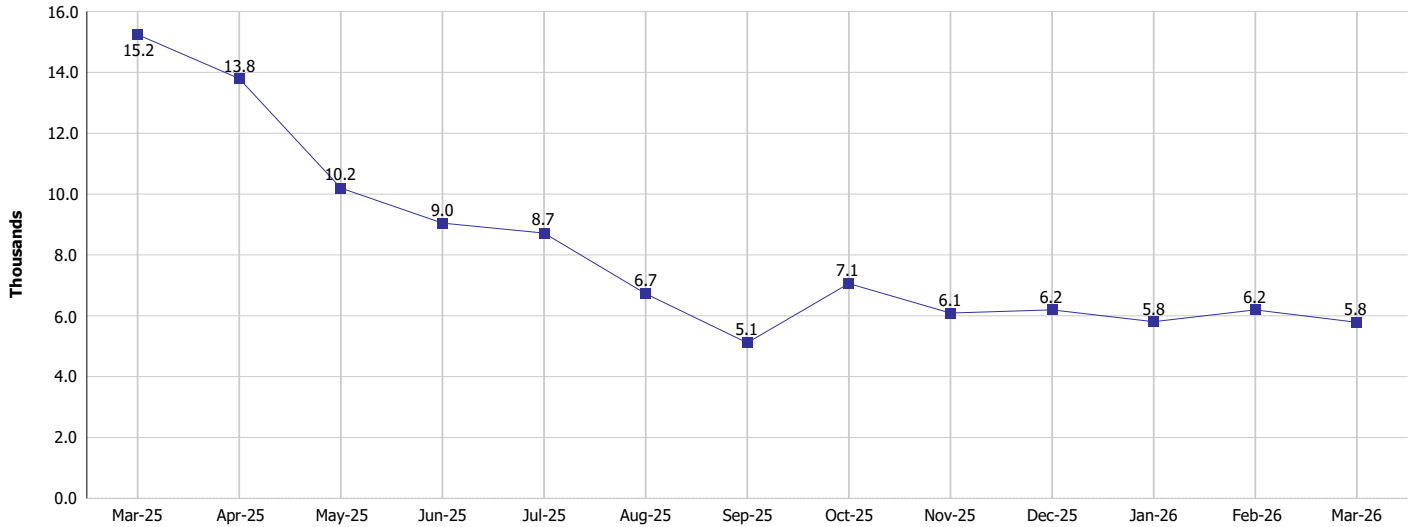
DIVISION OF FAMILY RESOURCES

Monthly Management Report

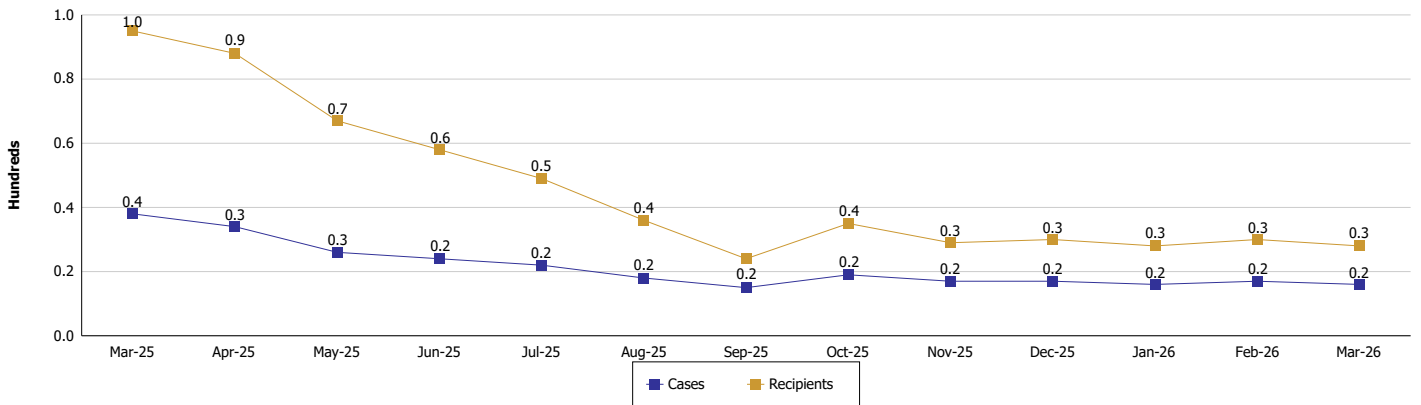
Reporting Month: March 2026 Location: Daviess County

TEMPORARY ASSISTANCE FOR NEEDY FAMILIES (TANF)

TANF Regular And TANF Two-Parent Cash Assistance



TANF Cases and Recipients
(TANF Regular and TANF Two-Parent)





DIVISION OF FAMILY RESOURCES

Monthly Management Report

Reporting Month: March 2026

Location: Daviess County

SUPPLEMENTAL NUTRITION ASSISTANCE PROGRAM (SNAP)

	March 2026	February 2026	March 2025	Annual Change
Total issuance	\$344,583	\$345,338	\$414,360	-16.84%
Number of households receiving SNAP benefits	857	879	1,060	-19.15%
Number of recipients	1,782	1,820	2,133	-16.46%
Average issuance per household	\$402.08	\$392.88	\$390.91	2.86%
Average issuance per recipient	\$193.37	\$189.75	\$194.26	-0.46%
Number of Applications	108	121	155	-30.32%



DIVISION OF FAMILY RESOURCES

Monthly Management Report

Reporting Month: March 2026 Location: Daviess County

SNAP - RECIPIENTS BY ZIP CODE

ZIP Code	Households	Recipients
46142	1	2
47018	1	1
47441	1	1
47501	715	1,465
47529	25	55
47553	16	29
47558	20	44
47562	55	133
47568	19	44
47591	2	3
47713	1	1
47715	1	4
Totals	857	1,782



DIVISION OF FAMILY RESOURCES

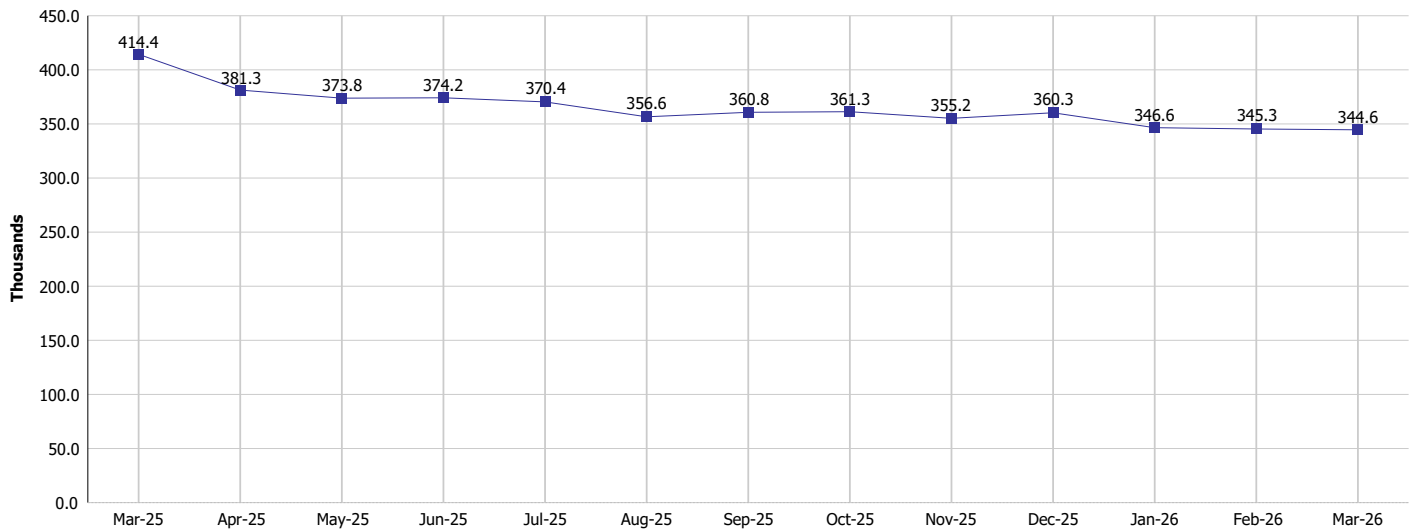
Monthly Management Report

Reporting Month: March 2026

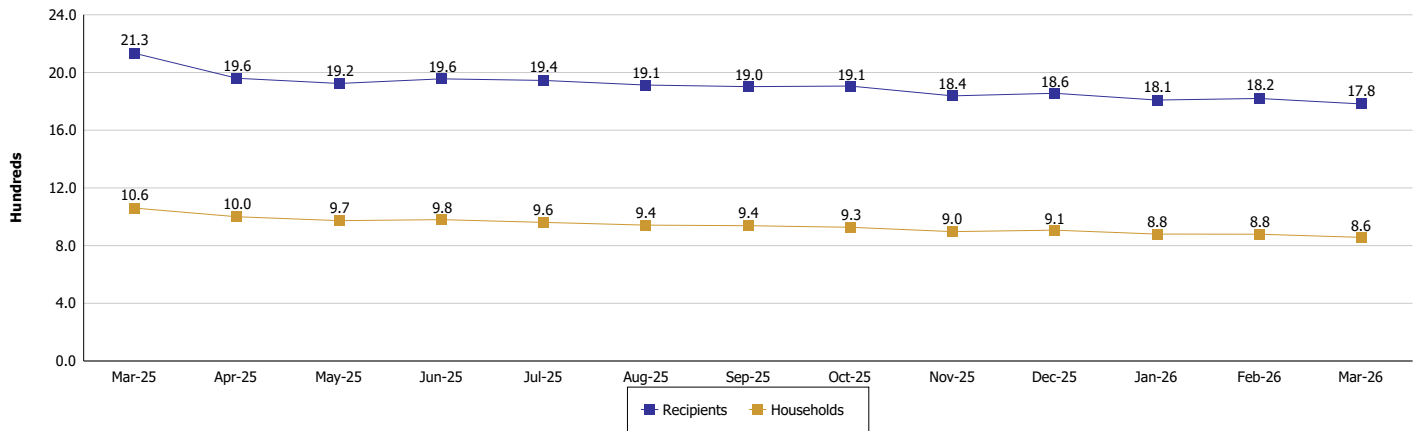
Location: Daviess County

SUPPLEMENTAL NUTRITION ASSISTANCE PROGRAM (SNAP)

SNAP Issuance



SNAP Households and Recipients





DIVISION OF FAMILY RESOURCES

Monthly Management Report

Reporting Month: March 2026

Location: Daviess County

HIP 2.0 and SNAP

	March 2026	February 2026	March 2025	Annual Change
Total HIP 2.0 Members	2,479	2,550	3,337	-25.71%
HIP Members also SNAP Recipients	536	565	668	-19.76%
Percentage HIP Members SNAP Recipients	21.6%	22.2%	20.0%	1.60
HIP Members SNAP ABAWDs	58	62	14	314.29%
Percentage HIP Members SNAP ABAWDs	2.3%	2.4%	0.4%	1.9



DIVISION OF FAMILY RESOURCES

Monthly Management Report

Reporting Month: March 2026

Location: Daviess County

INDIANA MANPOWER PLACEMENT AND COMPREHENSIVE TRAINING (IMPACT)

	March 2026	February 2026	March 2025	Annual Change
Number of IMPACT cases	1	3	4	-75.00%
Number of TANF IMPACT adults	0	1	1	-100.00%
Number of SNAP IMPACT Cases	1	2	3	-66.67%
Total number of adults employed	2	6	3	-33.33%
Number of TANF IMPACT adults newly employed (within past 30 days)	1	0	0	
Number of SNAP IMPACT adults employed	1	6	3	-66.67%
Total number of adults ineligible due to employment	2	3	12	-83.33%
Number of TANF adults ineligible due to employment	0	0	3	-100.00%
Number of SNAP adults ineligible due to employment	2	3	9	-77.78%

IMPACT Caseloads
(SNAP, TANF, Total Caseload)

