



## DIVISION OF FAMILY RESOURCES

# Allen County Monthly Management Report March 2026

### State of Indiana

Mike Braun  
Governor

### Family and Social Services Administration

Mitch Roob  
Secretary

### Division of Family Resources

Sunshine Beam  
Director

For questions regarding data on this report contact:  
[office.Communications@fssa.IN.gov](mailto:office.Communications@fssa.IN.gov)



## State of Indiana

Published April 2026



## DIVISION OF FAMILY RESOURCES

### Monthly Management Report

Reporting Month: March 2026

Location: Allen County

#### TEMPORARY ASSISTANCE FOR NEEDY FAMILIES (TANF)

Child-Only and One-Parent Families	March 2026	February 2026	March 2025	Annual Change
Number of families receiving TANF Grants	273	270	287	-4.88%
Total number of grant recipients	720	702	734	-1.91%
Number of adult grant recipients	128	123	136	-5.88%
Number of child grant recipients	592	579	598	-1.00%
Total payments	\$117,630	\$115,926	\$123,463	-4.72%
Average payment per case	\$430.88	\$429.36	\$430.18	0.16%
Average payment per recipient	\$163.38	\$165.14	\$168.21	-2.87%
Number of cases with benefits reduced to zero	3	2	11	-72.73%
Number of recipients with benefits reduced to zero	8	4	27	-70.37%
Number of adult recipients with benefit reduced to zero	2	1	7	-71.43%
Number of child recipients with benefit reduced to zero	6	3	20	-70.00%

Pregnancy TANF Families	March 2026	February 2026	March 2025	Annual Change
Number of families receiving TANF Grants	7	8	9	-22.22%
Total number of grant recipients	7	8	9	-22.22%
Total payments	\$1,736.00	\$2,072.00	\$2,232.00	-22.22%
Average payment per case	\$248.00	\$259.00	\$248.00	0.00%
Average payment per recipient	\$248.00	\$259.00	\$248.00	0.00%
Number of cases with benefits reduced to zero	0	0	1	-100.00%
Number of recipients with benefits reduced to zero	0	0	1	-100.00%



## DIVISION OF FAMILY RESOURCES

### Monthly Management Report

Two-Parent Families	March 2026	February 2026	March 2025	Annual Change
Number of families receiving TANF Grants	4	5	17	-76.47%
Total number of grant recipients	16	21	67	-76.12%
Number of adult grant recipients	8	10	34	-76.47%
Number of child grant recipients	8	11	33	-75.76%
Total payments	\$2,363	\$3,107	\$10,175	-76.78%
Average payment per case	\$590.75	\$621.40	\$598.53	-1.30%
Average payment per recipient	\$147.69	\$147.95	\$151.87	-2.75%
Number of cases with benefits reduced to zero	0	0	0	0%
Number of recipients with benefits reduced to zero	0	0	0	0%
Number of adult recipients with benefit reduced to zero	0	0	0	0%
Number of child recipients with benefit reduced to zero	0	0	0	0%

Note: The two-parent case count includes cases in which a parent living in the home is excluded from receiving TANF benefits but whose income is used in the TANF eligibility determination.



## DIVISION OF FAMILY RESOURCES

### Monthly Management Report

Reporting Month: March 2026

Location: Allen County

#### TANF - APPLICATIONS

	March 2026	February 2026	March 2025	Annual Change
<b>Number of Applications</b>	289	255	334	-13.47%

#### TANF - RECIPIENTS BY ZIP CODE

ZIP Code	Households	Recipients
46723	1	1
46741	2	2
46745	1	2
46748	1	1
46773	1	2
46774	7	19
46783	2	6
46797	1	1
46798	2	6
46802	18	40
46803	38	114
46804	9	32
46805	15	27
46806	57	161
46807	17	55
46808	17	38
46809	4	9
46815	14	28
46816	24	62
46818	11	31
46819	6	16
46825	15	48
46835	9	25
46845	3	7
46850	1	1
46896	1	2
<b>Total</b>	<b>277</b>	<b>736</b>



## DIVISION OF FAMILY RESOURCES

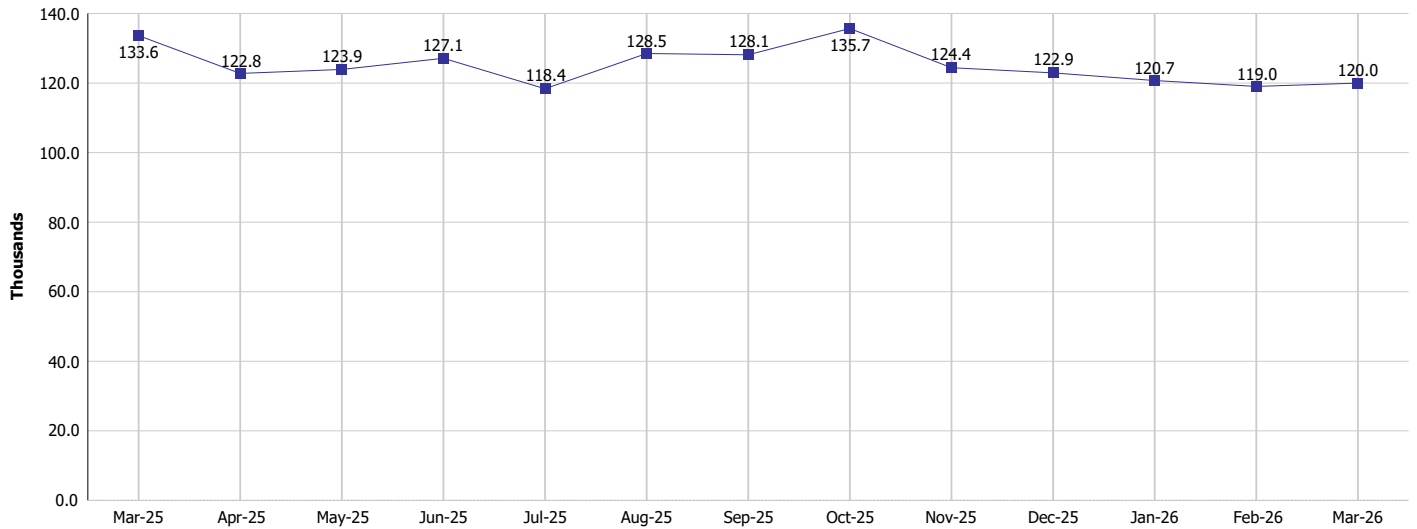
### Monthly Management Report

Reporting Month: March 2026

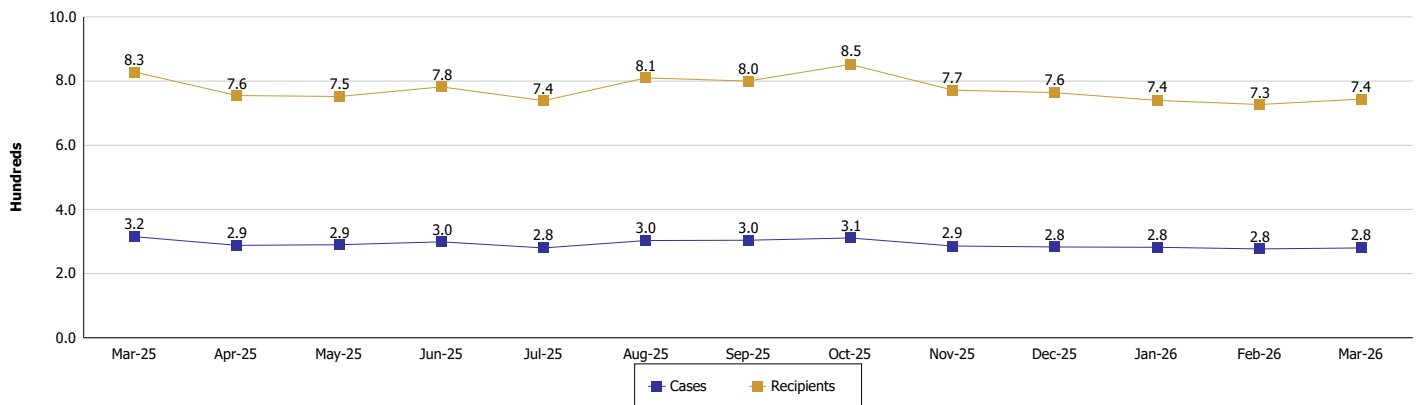
Location: Allen County

#### TEMPORARY ASSISTANCE FOR NEEDY FAMILIES (TANF)

TANF Regular And TANF Two-Parent Cash Assistance



TANF Cases and Recipients  
(TANF Regular and TANF Two-Parent)





**DIVISION OF FAMILY RESOURCES**

**Monthly Management Report**

Reporting Month: March 2026

Location: Allen County

**SUPPLEMENTAL NUTRITION ASSISTANCE PROGRAM (SNAP)**

	March 2026	February 2026	March 2025	Annual Change
Total issuance	\$6,325,781	\$6,394,230	\$7,000,935	-9.64%
Number of households receiving SNAP benefits	14,673	14,820	15,930	-7.89%
Number of recipients	32,796	33,124	36,438	-10%
Average issuance per household	\$431.12	\$431.46	\$439.48	-1.9%
Average issuance per recipient	\$192.88	\$193.04	\$192.13	0.39%
Number of Applications	1,822	1,731	1,997	-8.76%



## DIVISION OF FAMILY RESOURCES

### Monthly Management Report

Reporting Month: March 2026 Location: Allen County

#### SNAP - RECIPIENTS BY ZIP CODE

ZIP Code	Households	Recipients	ZIP Code	Households	Recipients
46012	1	1	46825	981	2,158
46016	1	2	46835	608	1,190
46107	1	1	46845	188	482
46203	1	1	46850	1	1
46219	1	1	46852	2	2
46220	1	1	46853	2	2
46229	1	1	46854	1	4
46250	1	1	46859	1	1
46322	1	3	46862	2	2
46349	1	3	46865	1	1
46580	1	1	46885	3	3
46721	1	1	46895	2	2
46723	10	26	46897	1	2
46725	3	3	46899	1	1
46737	1	1	46953	1	1
46740	1	1	46970	1	5
46741	43	102	46992	1	1
46743	31	82	47201	1	3
46745	15	38	47302	1	1
46748	82	223	47304	1	1
46750	2	6	47374	1	1
46755	2	2	47918	1	1
46765	35	87	47922	1	7
46773	56	130	47944	2	3
46774	414	962	47948	1	1
46777	1	4	47971	1	1
46783	18	47	47978	4	17
46788	14	32	None	21	49
46793	1	4	<b>Totals</b>	<b>14,673</b>	<b>32,796</b>
46797	62	156			
46798	49	124			
46799	1	1			
46801	2	2			
46802	906	1,560			
46803	1,145	2,604			
46804	388	863			
46805	1,067	1,939			
46806	2,559	6,420			
46807	788	1,829			
46808	1,016	2,047			
46809	484	865			
46814	145	416			
46815	795	1,906			
46816	1,703	4,126			
46818	633	1,383			
46819	357	845			



# DIVISION OF FAMILY RESOURCES

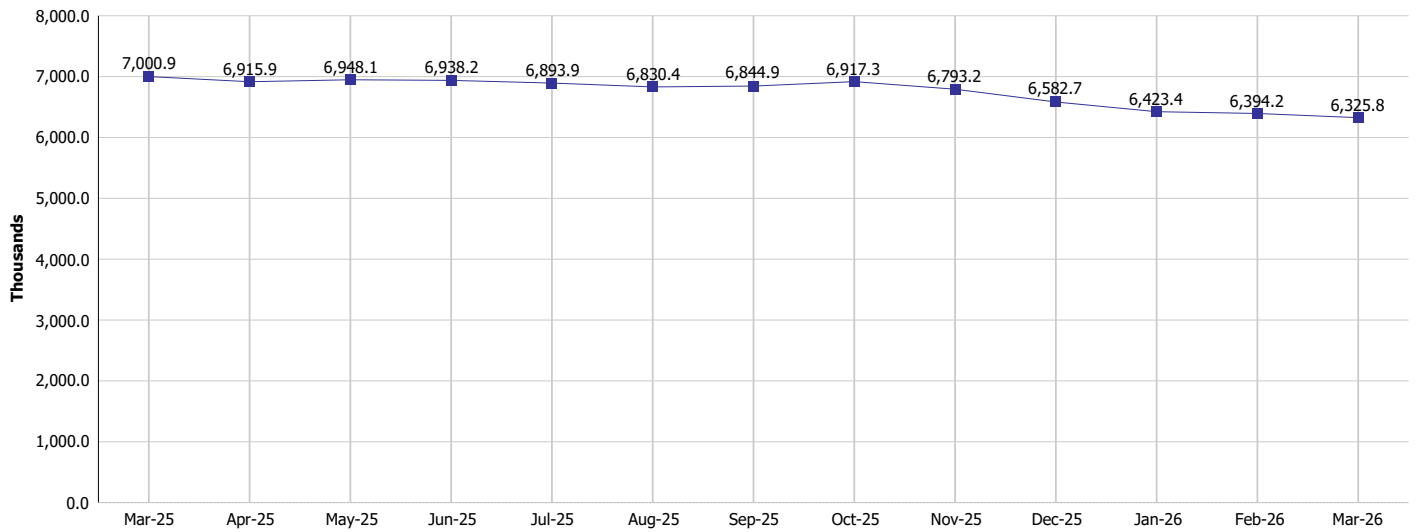
## Monthly Management Report

Reporting Month: March 2026

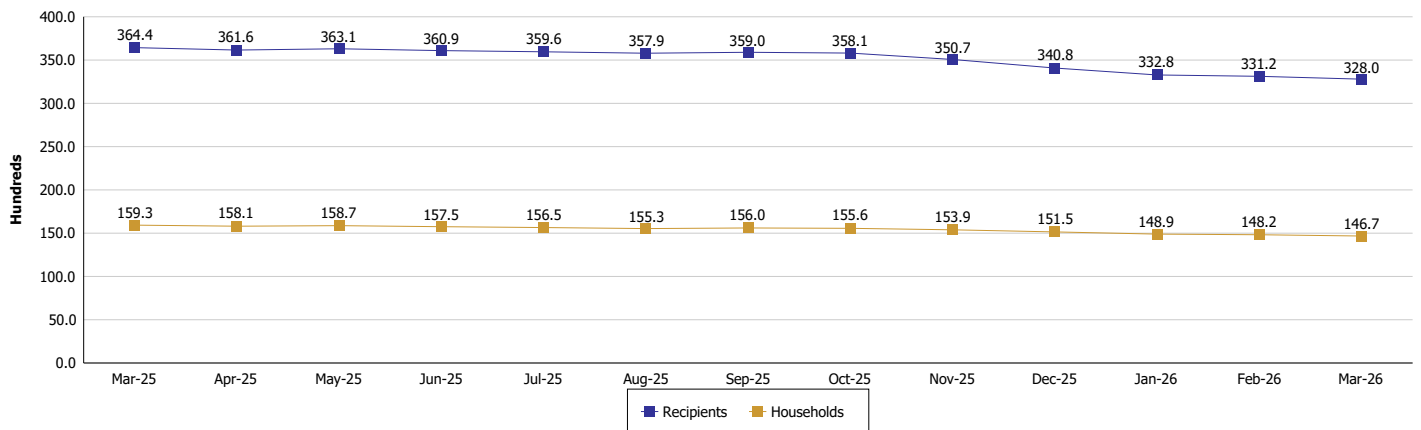
Location: Allen County

### SUPPLEMENTAL NUTRITION ASSISTANCE PROGRAM (SNAP)

SNAP Issuance



SNAP Households and Recipients





## DIVISION OF FAMILY RESOURCES

### Monthly Management Report

Reporting Month: March 2026

Location: Allen County

#### HIP 2.0 and SNAP

	March 2026	February 2026	March 2025	Annual Change
Total HIP 2.0 Members	32,766	33,289	43,862	-25.30%
HIP Members also SNAP Recipients	8,531	8,591	10,000	-14.69%
Percentage HIP Members SNAP Recipients	26.0%	25.8%	22.8%	3.24
HIP Members SNAP ABAWDs	726	721	278	161.15%
Percentage HIP Members SNAP ABAWDs	2.2%	2.2%	0.6%	1.6



## DIVISION OF FAMILY RESOURCES

### Monthly Management Report

Reporting Month: March 2026

Location: Allen County

#### INDIANA MANPOWER PLACEMENT AND COMPREHENSIVE TRAINING (IMPACT)

	March 2026	February 2026	March 2025	Annual Change
Number of IMPACT cases	28	48	44	-36.36%
Number of TANF IMPACT adults	7	17	17	-58.82%
Number of SNAP IMPACT Cases	21	31	27	-22.22%
Total number of adults employed	86	123	67	28.36%
Number of TANF IMPACT adults newly employed (within past 30 days)	1	6	9	-88.89%
Number of SNAP IMPACT adults employed	85	117	58	46.55%
Total number of adults ineligible due to employment	66	90	97	-31.96%
Number of TANF adults ineligible due to employment	3	5	4	-25.00%
Number of SNAP adults ineligible due to employment	63	85	93	-32.26%

**IMPACT Caseloads**  
(SNAP, TANF, Total Caseload)

