



**Indiana Part C  
Annual Performance  
Report (APR)  
FFY 2022**

July 1, 2022 – June 30, 2023





# Background Types of Indicators

- Compliance Indicators
  - Targets set by OSEP at 100%
- Results Indicators
  - Targets informed by stakeholder engagement groups
  - Targets set by State Lead Agency

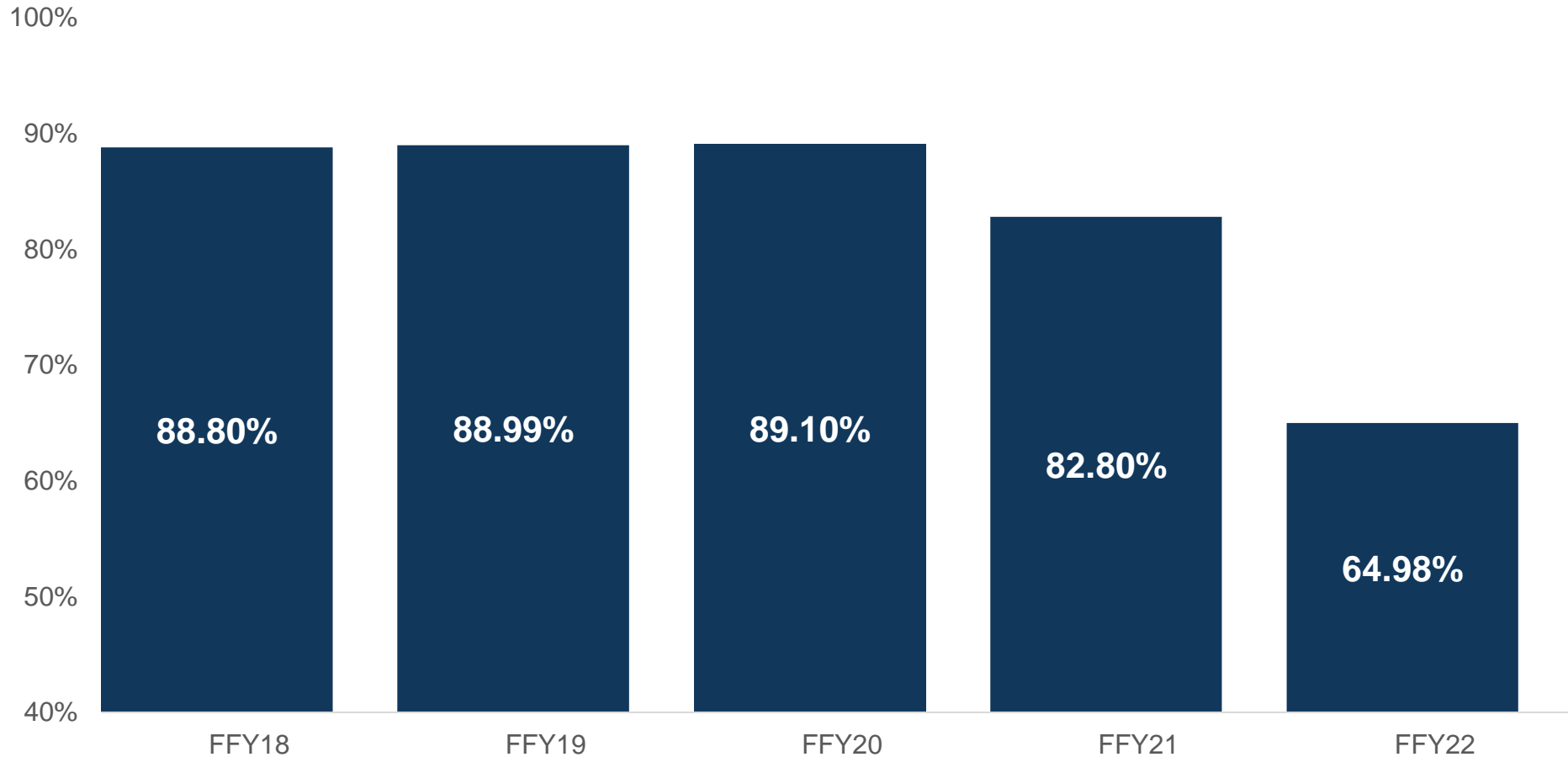
# Background Collection of Data

- Quality Review Process (July 1, 2022- July 31, 2022)
  - Indicator 1: Timely Service Delivery (c)
  - Indicator 3: Child Outcomes (r)
  - Indicator 4: Family Outcomes (r)
  - Indicator 7: Timely IFSP Development (c)
  - Indicator 8: Transition Services (c)
- Reported 618 Data
  - Indicator 2: Services Provided in Natural Environment (r)
  - Indicator 5: % of Children Served Birth-1 (r)
  - Indicator 6: % of Children Served Birth-3 (r)
- Alternate Reporting Requirements
  - Indicator 9: Hearing Requests Resolved
  - Indicator 10: Mediation Agreements
  - Indicator 11: State Systemic Improvement Plan



# Indicator 1: Timely Service Delivery

All IFSP services start within 30 days



**Target:**  
100%

**Performance:**  
64.98%

**BELOW  
TARGET**

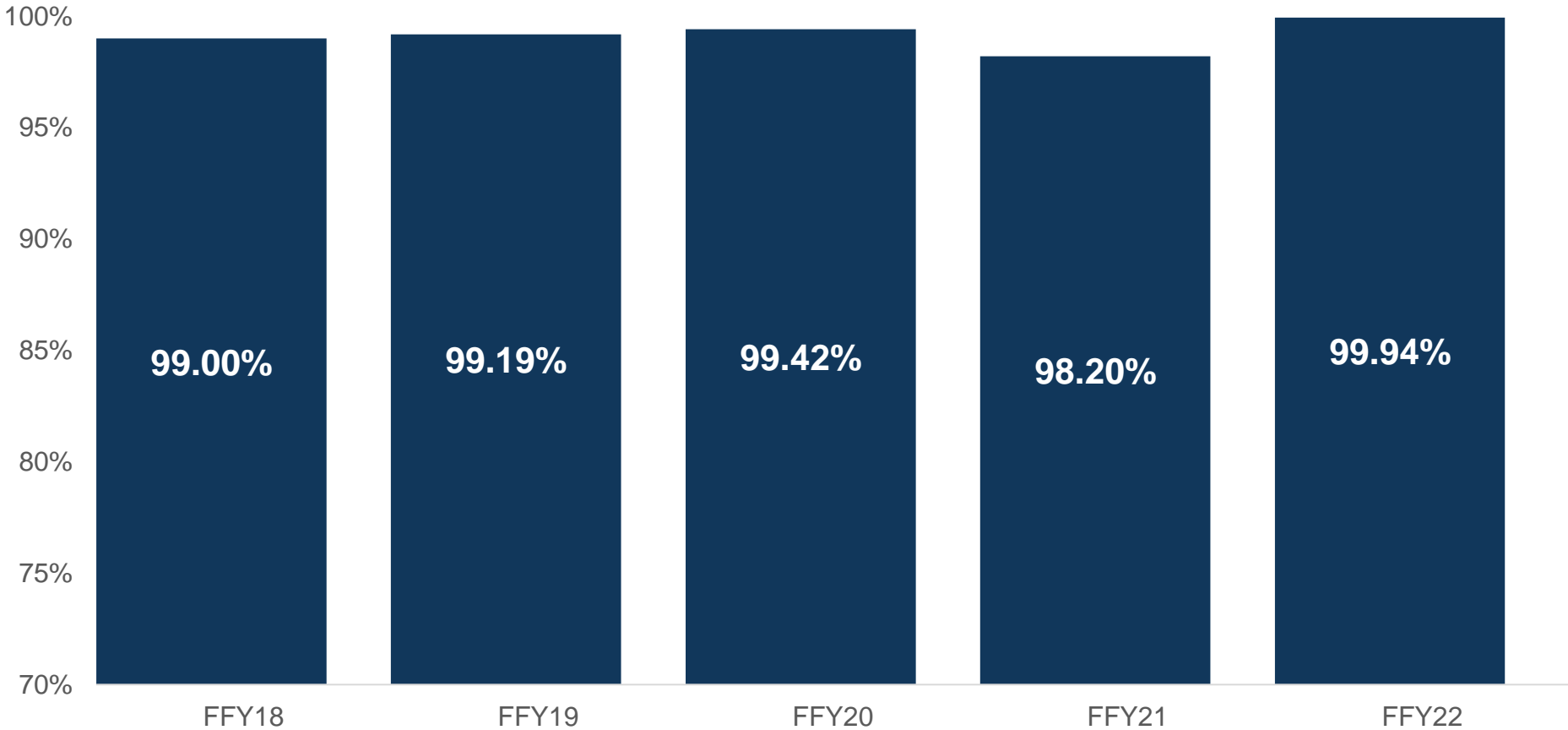
# Cluster Breakdown

## Indicator 1: Timely Service Delivery



Cluster	FFY2021	FFY2022	Finding Issued	Corrected Prior to Finding
A	87%	69.75%	Yes	No
B	93.8%	71.59%	Yes	No
C	90.6%	71.30%	Yes	No
D	90.7%	79.75%	Yes	No
F	79.6%	60.0%	Yes	No
G	67.6%	59.02%	Yes	No
H	82%	44.12%	Yes	No
I	79.1%	65.77%	Yes	No
J	83.6%	60.76%	Yes	No

# Indicator 2: Services Provided in the Natural Environment



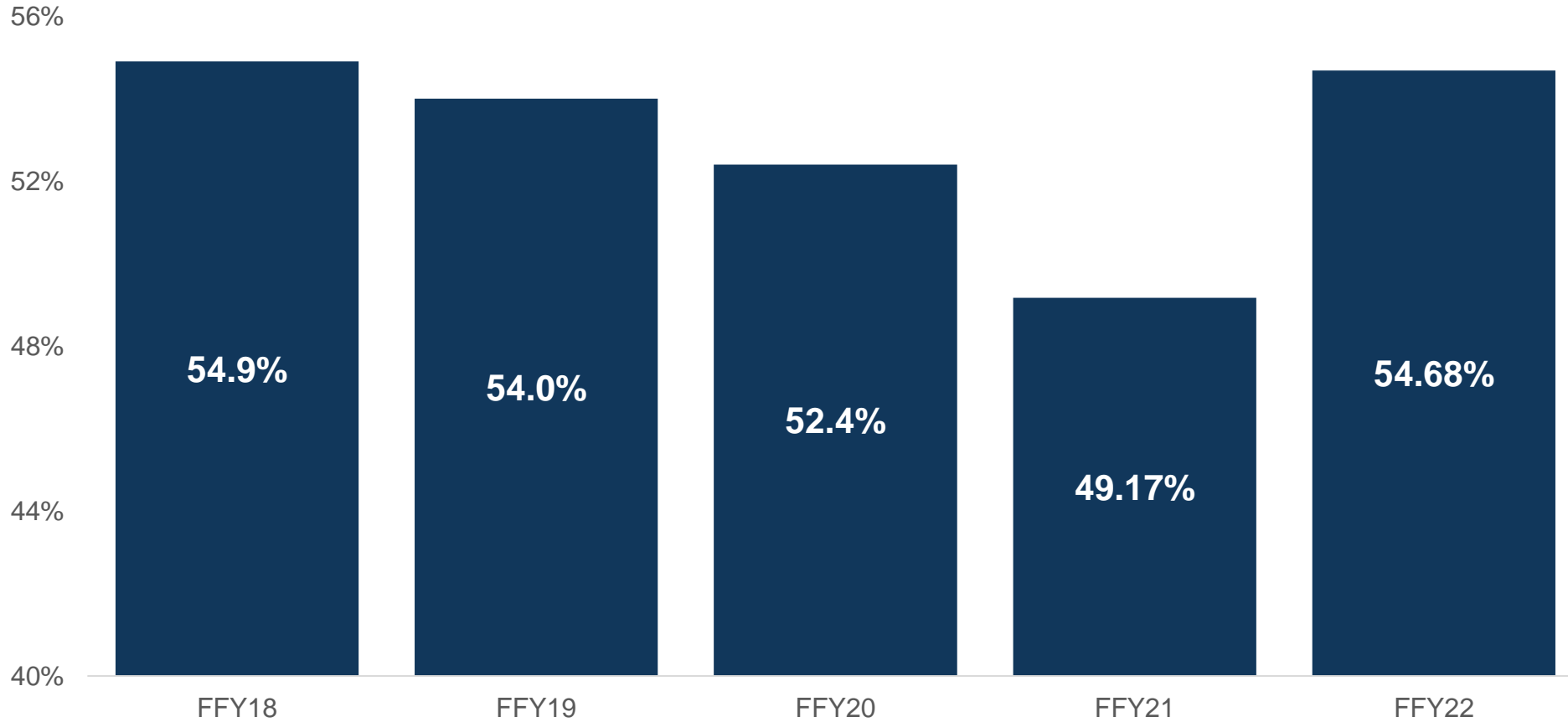
**Target:**  
96%

**Performance:**  
99.94%

**MET TARGET**

# Indicator 3A: Child Outcomes – Positive Social Emotional Skills

## SS1: Substantial Increase in Rate of Growth



**Target:**  
52%

**Performance:**  
54.68%

**MET  
TARGET**

# Cluster Breakdown

## Indicator 3A SS1: Child Outcome

### Positive Social Emotional Skills - Substantial Increase

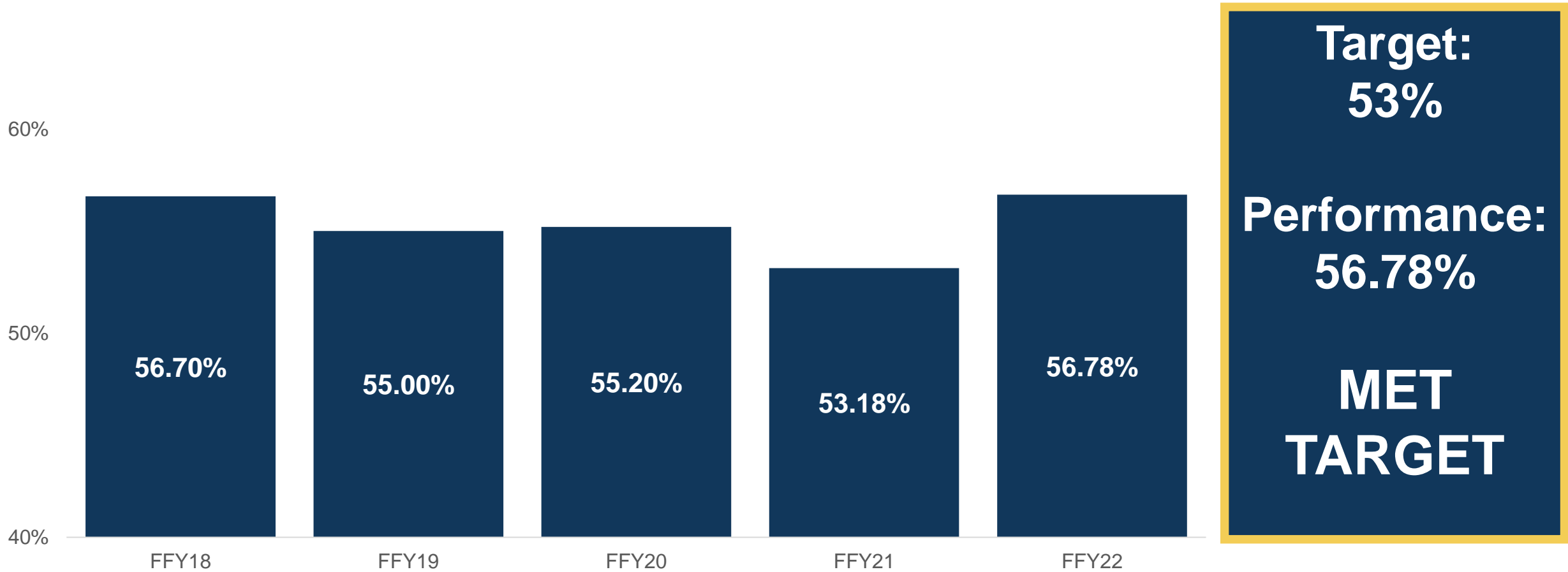


Cluster	FFY2022
A	58.57%
B	61.40%
C	54.41%
D	61.40%
F	45.45%
G	50.45%
H	37.93%
I	63.64%
J	50.0%



# Indicator 3A: Child Outcomes – Positive Social Emotional Skills

## SS2: Functioning within Age Expectation



# Cluster Breakdown

## Indicator 3A SS2: Child Outcome

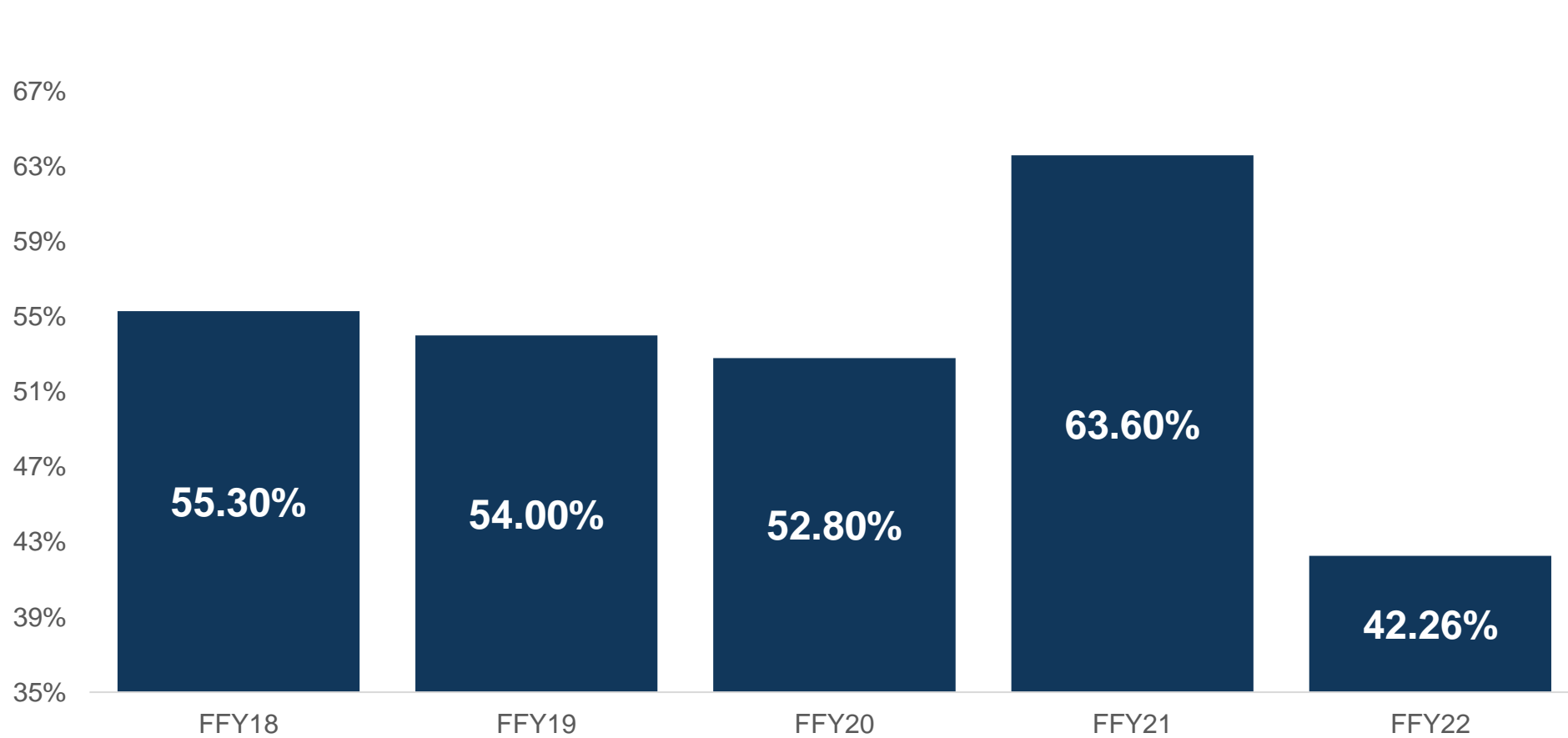
### Positive Social Emotional Skills - Within Age Expectations



Cluster	FFY22
A	57.47%
B	56.72%
C	58.82%
D	60.61%
F	55.56%
G	57.24%
H	42.11%
I	63.89%
J	51.28%

# Indicator 3B: Child Outcomes – Acquisition and Use of Knowledge & Skills

## SS1: Substantial Increase in Rate of Growth



**Target:**  
**52%**

**Performance:**  
**42.26%**

**BELOW  
TARGET**

# Cluster Breakdown

## Indicator 3B SS1: Child Outcome

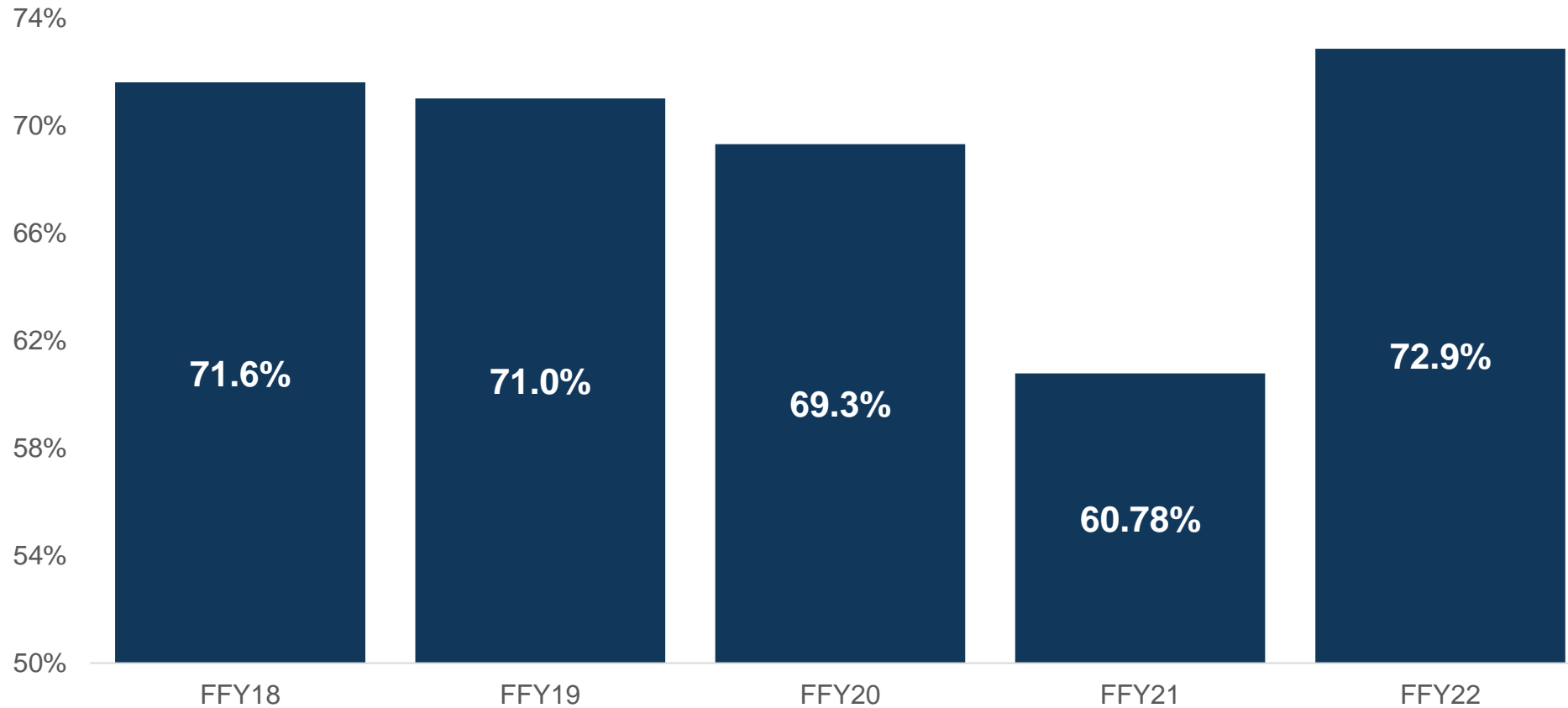
### Acquisition and Use of Knowledge - Substantial Increase



Cluster	FFY22
A	44.19%
B	52.94%
C	28.57%
D	48.0%
F	30.77%
G	44.07%
H	41.18%
I	40.0%
J	29.41%

# Indicator 3B: Child Outcomes – Acquisition and Use of Knowledge & Skills

## SS2: Functioning within Age Expectation



**Target:**  
67%

**Performance:**  
72.9%

**MET TARGET**

# Cluster Breakdown

## Indicator 3B SS2: Child Outcome

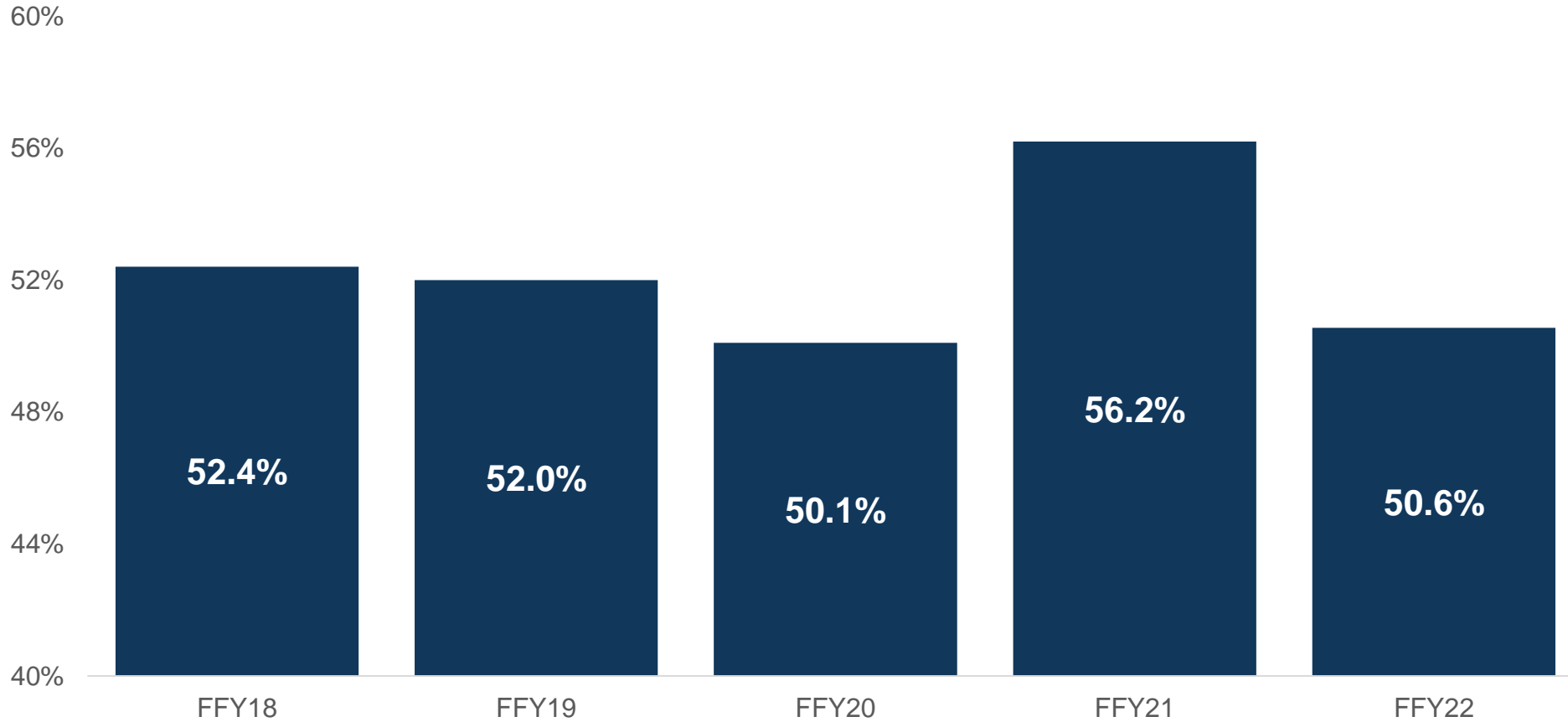
### Acquisition and Use of Knowledge - Within Age Expectations



Cluster	FFY22
A	69.32%
B	70.15%
C	77.65%
D	77.61%
F	62.96%
G	73.79%
H	68.42%
I	80.56%
J	67.5%

# Indicator 3C: Child Outcomes – Use of Appropriate Behaviors to Meet Needs

## SS1: Substantial Increase in Rate of Growth



**Target:**  
**52%**

**Performance:**  
**50.55%**

**BELOW  
TARGET**

# Cluster Breakdown

## Indicator 3C SS1: Child Outcome

### Appropriate Behaviors to Meet Needs - Substantial Increase

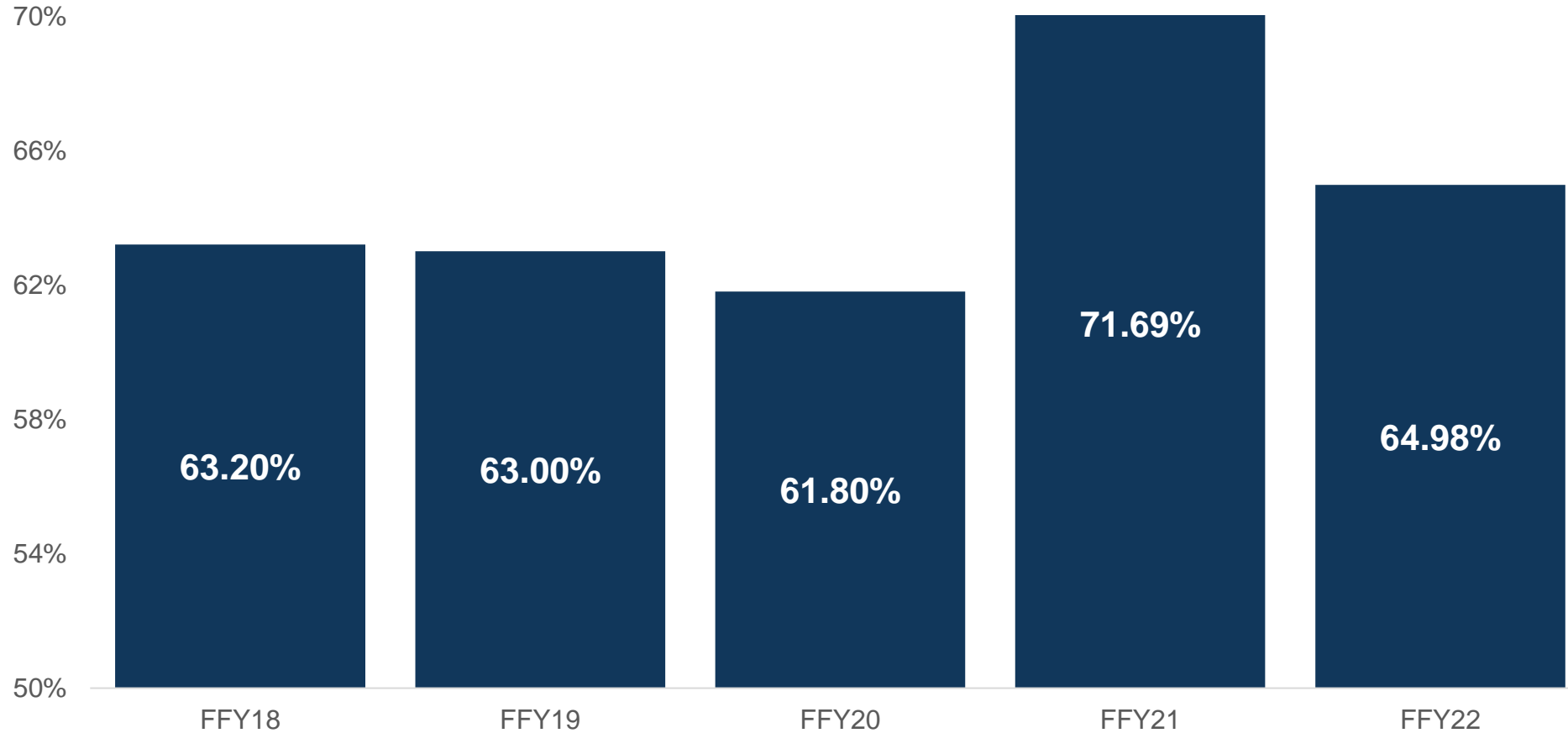


Cluster	FFY22
A	45.65%
B	57.14%
C	40.43%
D	67.44%
F	56.52%
G	44.44%
H	47.83%
I	57.70%
J	35.0%



# Indicator 3C: Child Outcomes – Use of Appropriate Behaviors to Meet Needs

## SS2: Functioning within Age Expectation



**Target:**  
58%

**Performance:**  
64.98%

**MET  
TARGET**

# Cluster Breakdown

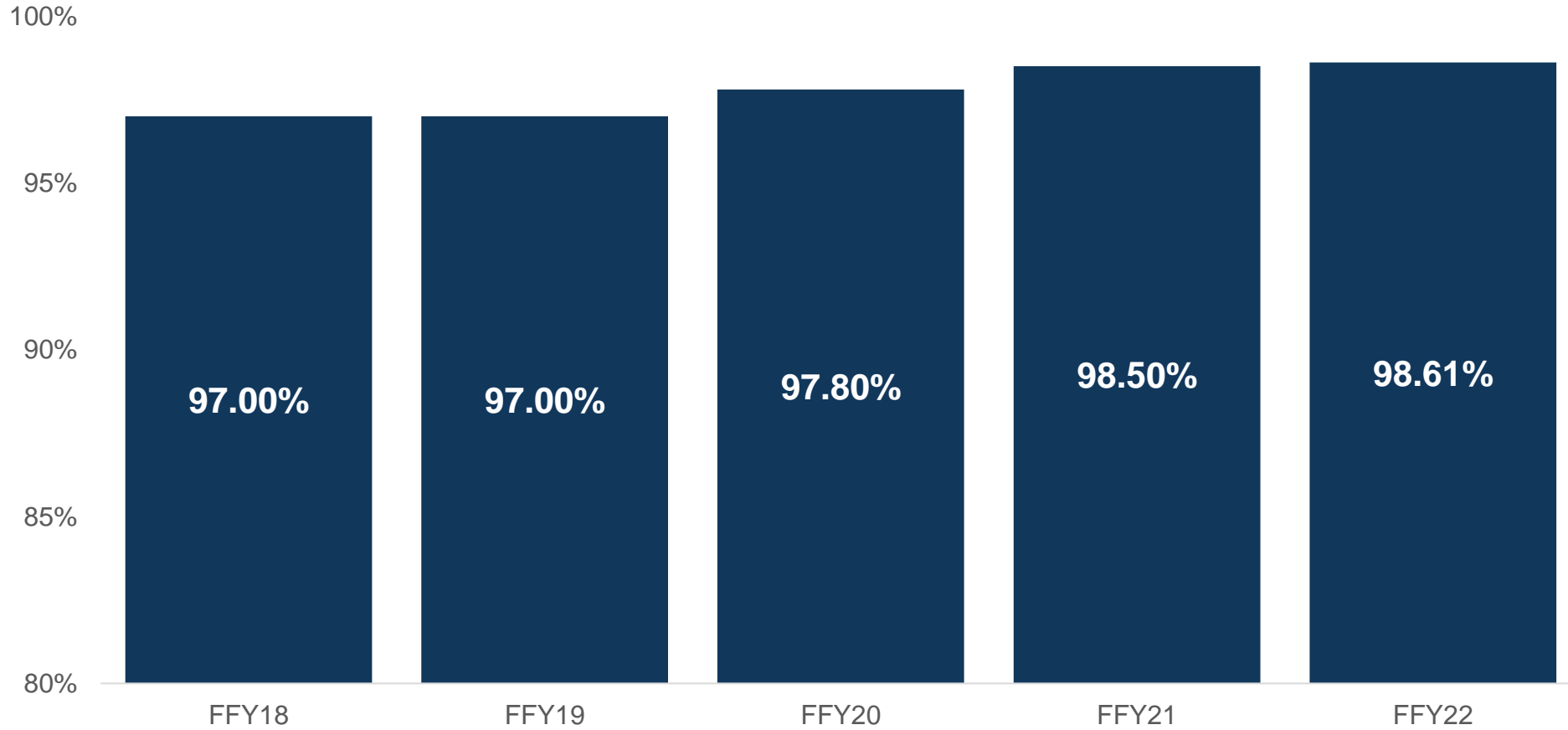
## Indicator 3C SS2: Child Outcome

### Appropriate Behaviors to Meet Needs - Within Age Expectations



Cluster	FFY22
A	69.32%
B	63.24%
C	64.71%
D	70.15%
F	48.15%
G	63.70%
H	65.79%
I	66.67%
J	64.10%

# Indicator 4A: Family Outcomes – Know Their Rights



**Target:**  
**94%**

**Performance:**  
**98.61%**

**MET  
TARGET**

# Cluster Breakdown

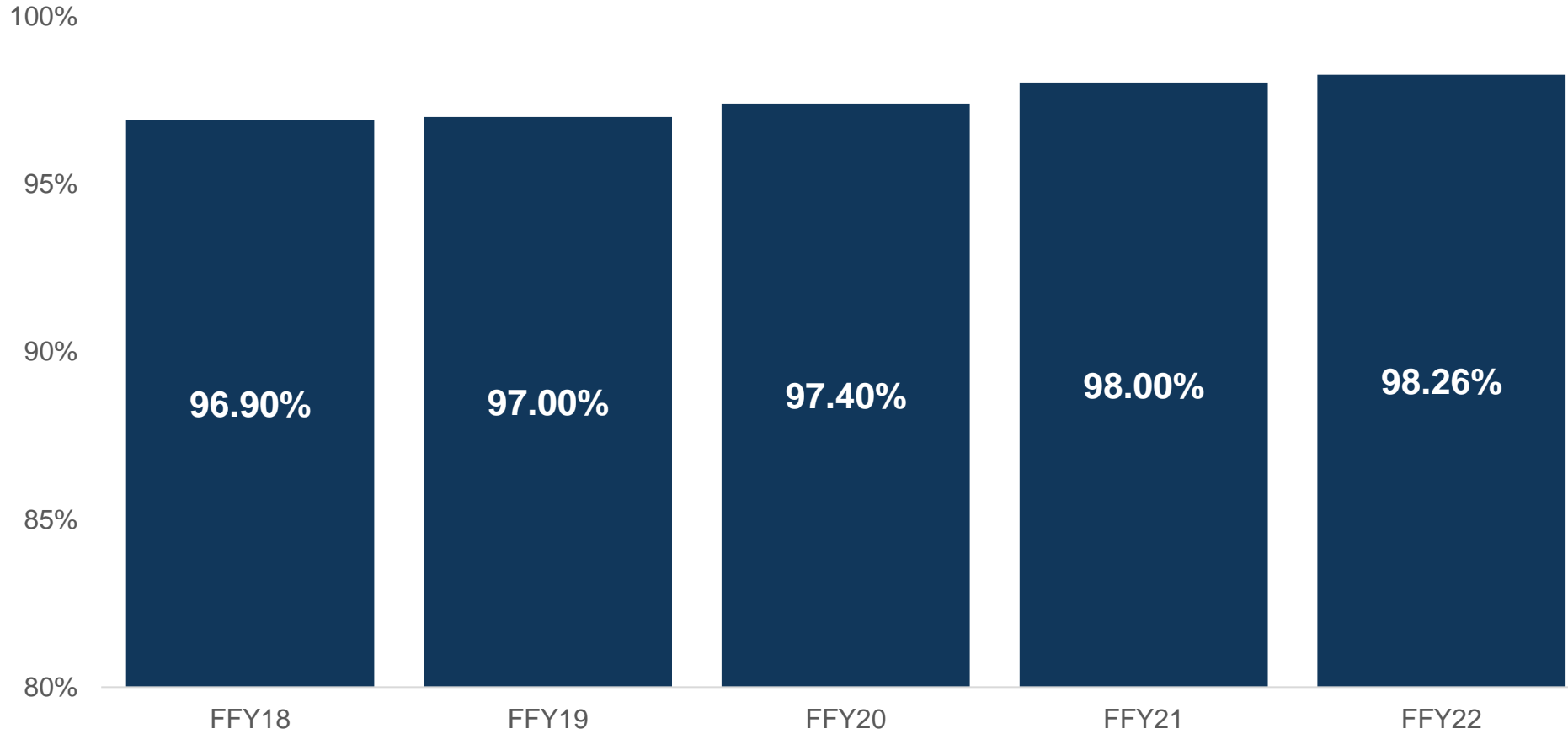
## Indicator 4A: Family Outcome

### Know Their Rights



Cluster	FFY22
A	98.49%
B	98.92%
C	98.43%
D	99.57%
F	98.05%
G	98.54%
H	100%
I	99.13%
J	96.36%

# Indicator 4B: Family Outcomes – Effectively Communicate Their Child’s Needs



**Target:**  
94.5%

**Performance:**  
98.26%

**MET  
TARGET**

# Cluster Breakdown

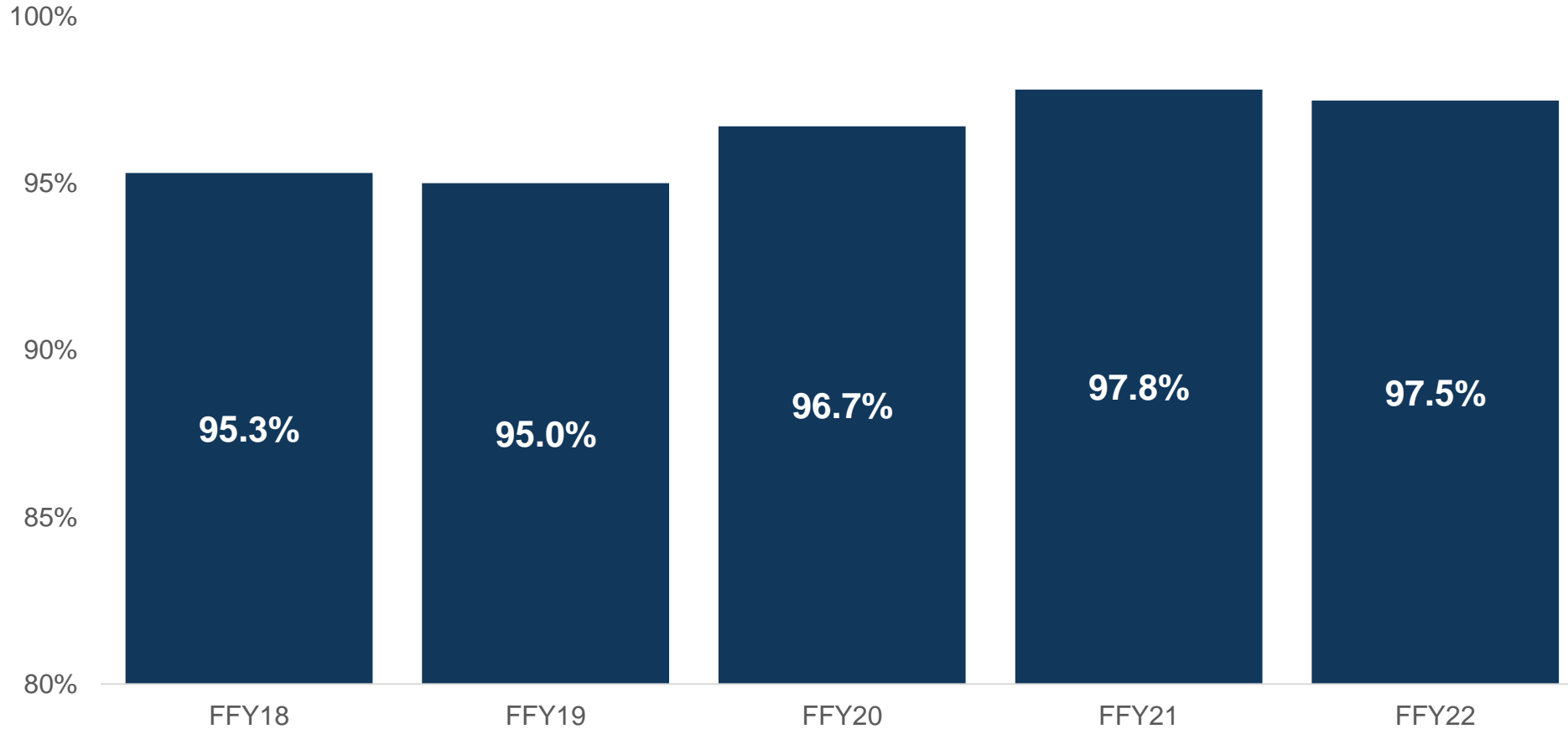
## Indicator 4B: Family Outcome

### Effectively Communicate Their Child's Needs



Cluster	FFY22
A	99.06%
B	97.75%
C	98.37%
D	98.94%
F	97.56%
G	98.17%
H	100%
I	96.38%
J	100%

# Indicator 4C: Family Outcomes – Help Their Child Develop & Learn



**Target:**  
**93%**

**Performance:**  
**97.5%**

**MET  
TARGET**

# Cluster Breakdown

## Indicator 4C: Family Outcome

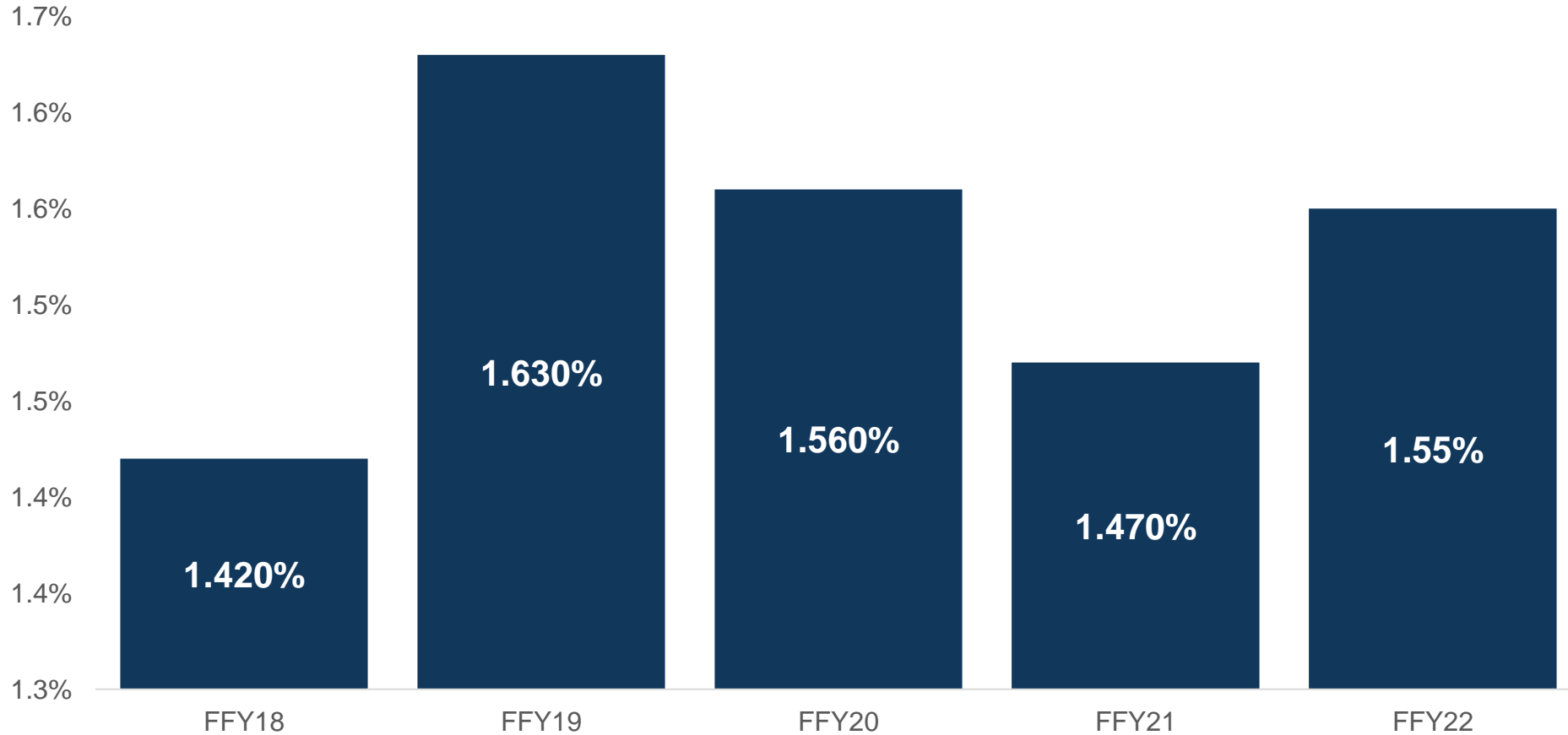
### Help Their Child Develop & Learn



Cluster	FFY22
A	97.80%
B	97.30%
C	97.06%
D	98.55%
F	95.53%
G	98.15%
H	100%
I	95.65%
J	100%



# Indicator 5: Child Find - % of Children Birth to Age 1 with IFSPs

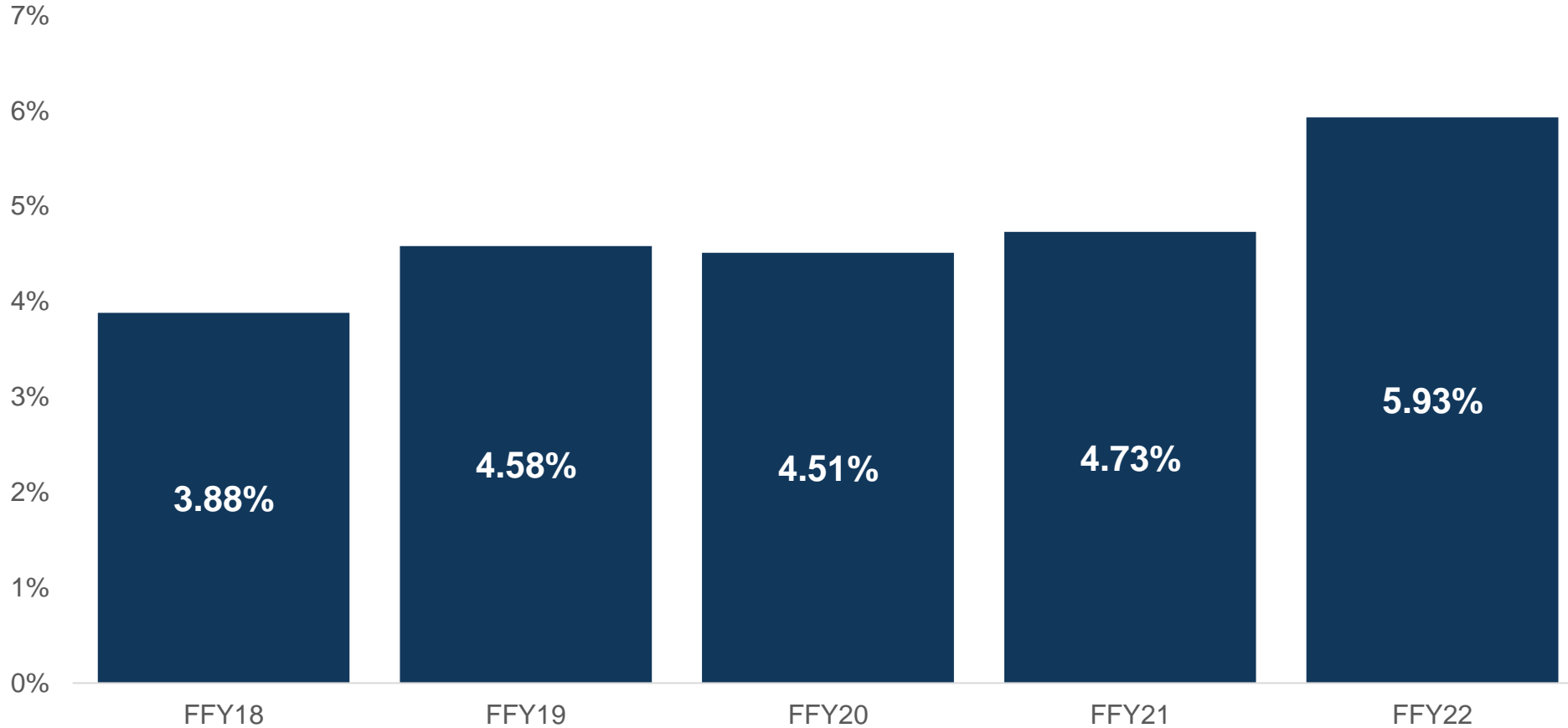


**Target:**  
1.42%

**Performance:**  
1.55%

**MET  
TARGET**

# Indicator 6: Child Find - % of Children Birth to Age 3 with IFSPs



**Target:**  
4.3%

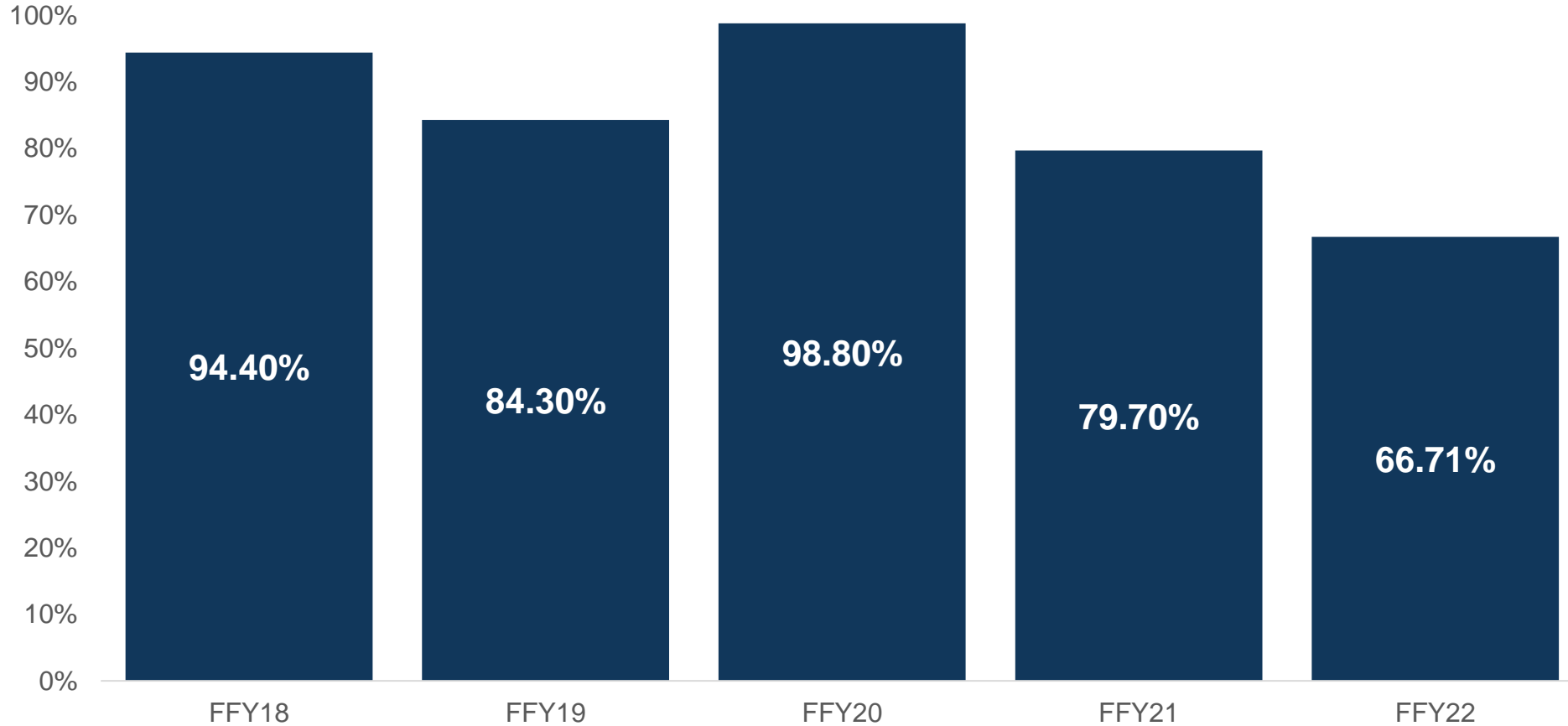
**Performance:**  
5.93%

**MET  
TARGET**



# Indicator 7: Timeliness of IFSP

## Initial evaluation, assessment, and IFSP within 45 days



**Target:**  
100%

**Performance:**  
66.71%

**BELOW  
TARGET**

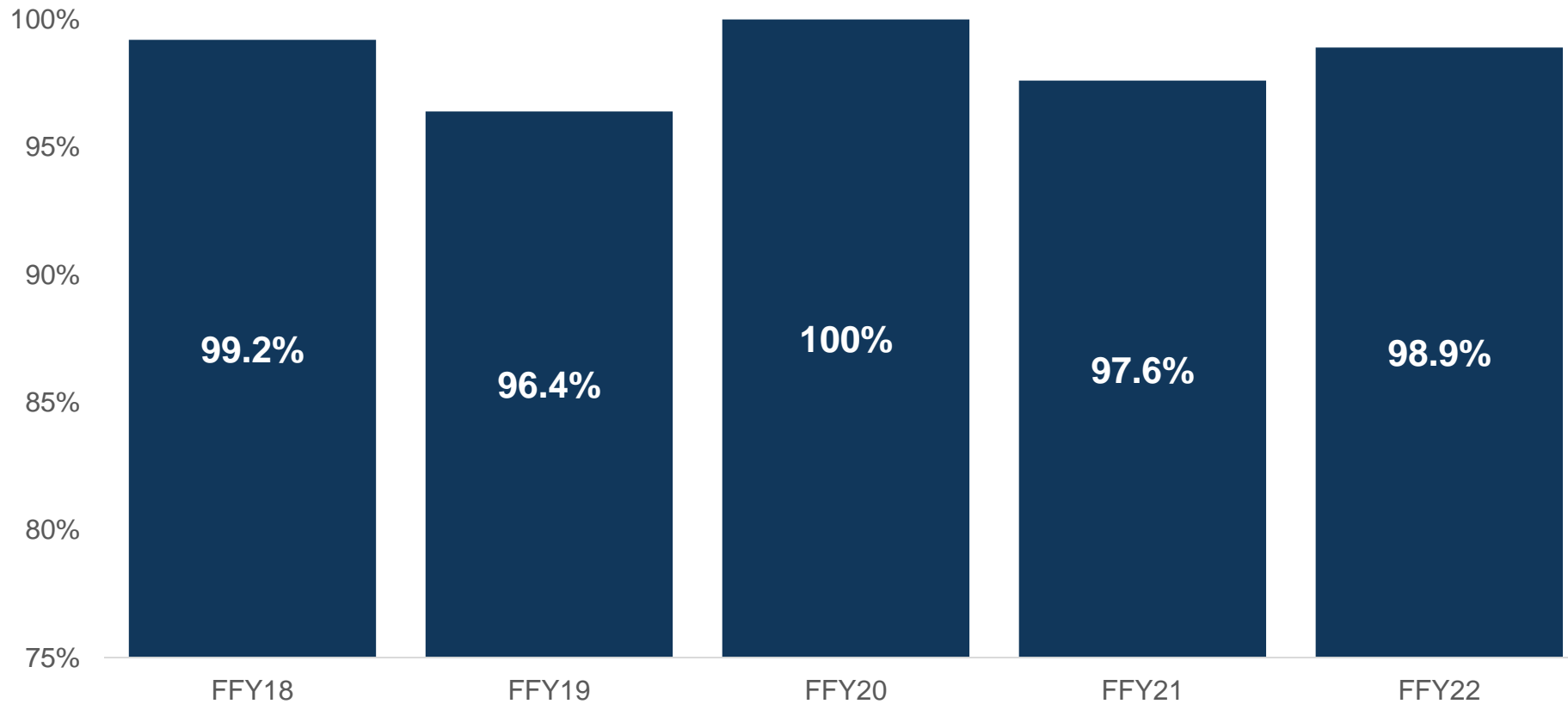
# Cluster Breakdown

## Indicator 7: Initial IFSPs within 45 Days



Cluster	FFY2021	FFY2022	Finding Issued	Corrected Prior to Finding
A	99%	96.6%	No	Yes
B	99.1%	92.3%	No	Yes
C	97.5%	88.1%	No	Yes
D	97.2%	94.4%	No	Yes
F	100%	82.9%	No	Yes
G	23.1%	15%	Yes	No
H	86.7%	95.8%	No	Yes
I	100%	80.5%	No	Yes
J	100%	98.2%	No	Yes

# Indicator 8A: Timely Transition – Developed IFSP with Transition Steps 9 Months to 90 Days Before Child’s 3<sup>rd</sup> Birthday



**Target:**  
100%

**Performance:**  
98.9%

**BELOW  
TARGET**

# Cluster Breakdown

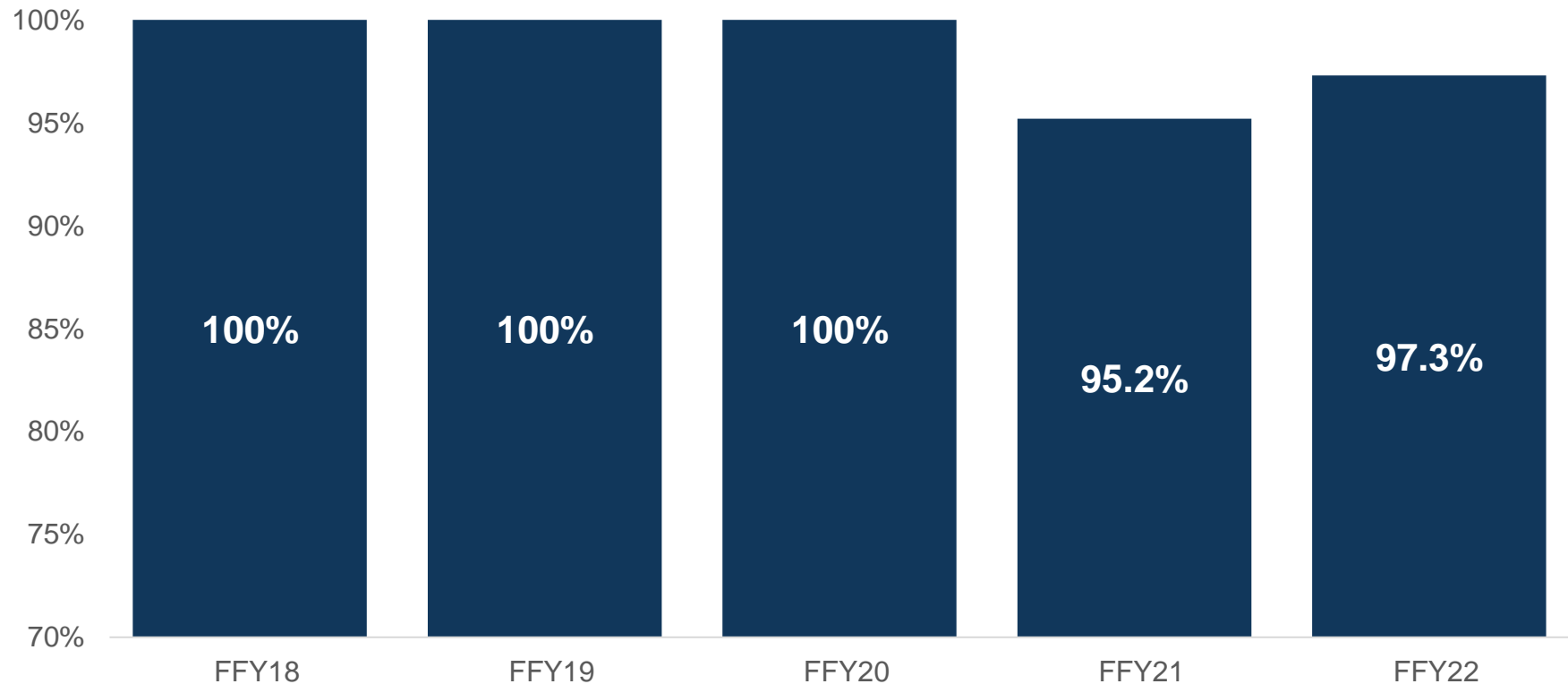
## Indicator 8A: Timely Transition

### Transition Steps



Cluster	FFY2021	FFY2022	Finding Issued	Corrected Prior to Finding
A	90.2%	100%	N/A	N/A
B	100%	100%	N/A	N/A
C	100%	93%	No	Yes
D	100%	98%	No	Yes
F	91.3%	100%	N/A	N/A
G	100%	100%	N/A	N/A
H	100%	100%	N/A	N/A
I	100%	98.2%	No	Yes
J	100%	100%	N/A	N/A

# Indicator 8B: Timely Transition – Notified Educational Agencies of Child’s Potential Eligibility at Least 90 Days Prior to 3<sup>rd</sup> Birthday



**Target:**  
**100%**

**Performance:**  
**97.3%**

**BELOW  
TARGET**

# Cluster Data

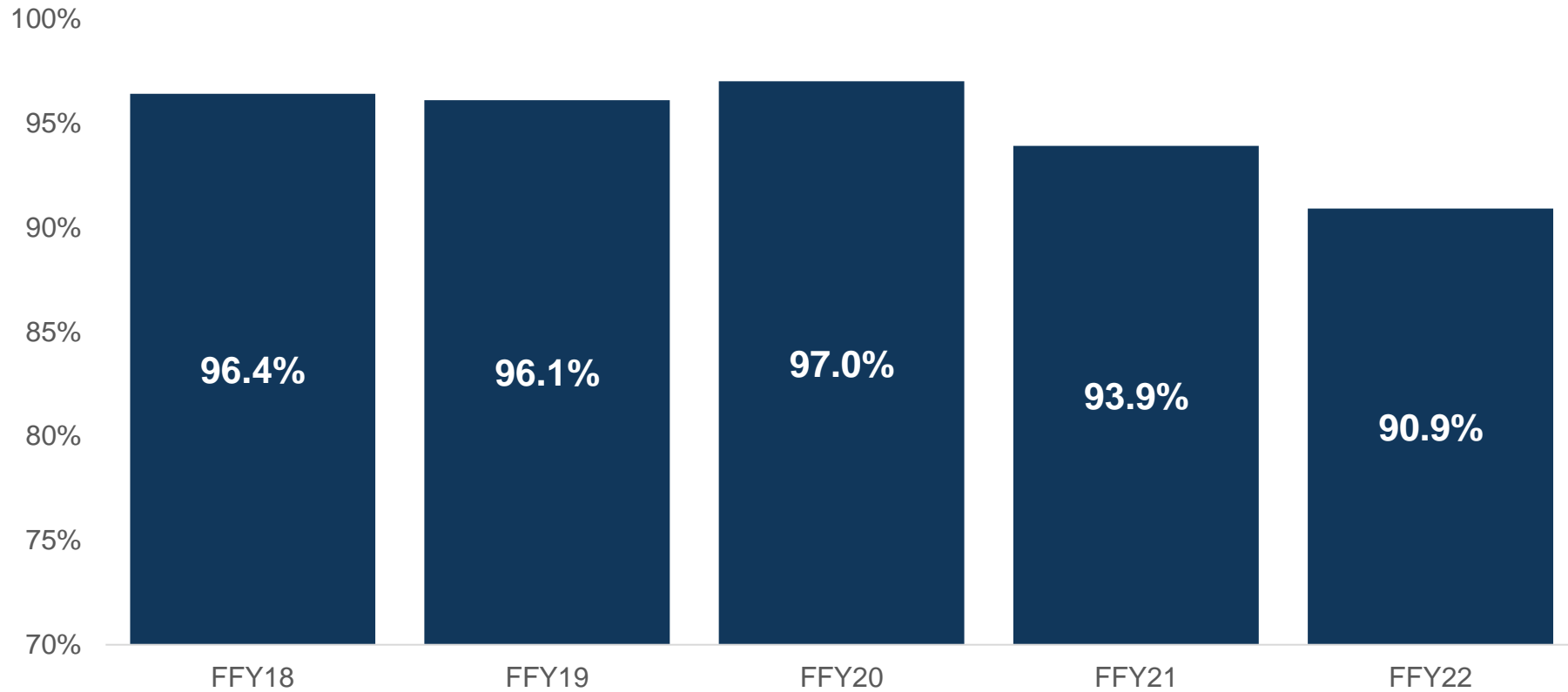
## Indicator 8B: Timely Transition Notification to LEA



Cluster	FFY2021	FFY2022	Finding Issued	Corrected Prior to Finding
A	93.5%	98.5%	No	Yes
B	100%	96.4%	No	Yes
C	100%	100%	N/A	N/A
D	95.2%	96%	No	Yes
F	91%	100%	N/A	N/A
G	95%	97.4%	No	Yes
H	100%	100%	N/A	N/A
I	93.9%	89.5%	No	Yes
J	100%	100%	N/A	N/A



# Indicator 8C: Timely Transitions – Conducted Transition Conference 9 Months to 90 Days Before Child’s 3<sup>rd</sup> Birthday



**Target:**  
**100%**

**Performance:**  
**90.9%**

**BELOW  
TARGET**

# Cluster Breakdown

## Indicator 8C: Timely Transition

### Timely Transition Conference



Cluster	FFY2021	FFY2022	Finding Issued	Corrected Prior to Finding
A	96.8%	80%	No	Yes
B	95.5%	94.6%	No	Yes
C	87%	100%	N/A	N/A
D	95.2%	88%	No	Yes
F	91%	100%	N/A	N/A
G	94.1%	89%	No	Yes
H	100%	89.5%	No	Yes
I	93.9%	94.7%	No	Yes
J	100%	91.1%	No	Yes

# Indicator 9: Hearing Requests Resolved



No formal requests for hearings during FFY2021

# Indicator 10: Mediation Agreements



No formal requests for mediation during FFY2021

# Indicator 11: State Systemic Improvement Plan



Email the First Steps Web if you would like to participate in the quarterly stakeholder meetings.

[FirstStepsWeb@fssa.in.gov](mailto:FirstStepsWeb@fssa.in.gov)

- Discuss SiMR data
- Discuss SiMR data as related to subgroups
- Discuss impact of infrastructure improvement plans as evidenced by the data
- Identify limitations of the data

# Thank you!



**Division of Disability and  
Rehabilitative Services**

## **Maggie McCall**

First Steps Quality Assurance Director  
Bureau of Child Development Services,  
Division of Disability & Rehabilitative Services,  
Indiana Family & Social Services Administration

[Maggie.McCall@fssa.in.gov](mailto:Maggie.McCall@fssa.in.gov)

## **Janet Ballard**

Research Associate  
Early Childhood Center, Indiana Institute on Disability  
and Community at Indiana University