



Indiana Early Learning Advisory Committee

Indiana Government Center
Indianapolis, IN

February 4, 2026
10:00 AM

Meeting Agenda

- Call to Order
- Approval of the Agenda
- Public Comment
- Chair Report
 - Introduction of Members
- Discussion Agenda
 - OECOSL Fiscal and Strategic Operations
 - Legislative Updates
- Adjourn



Public Comment



Chair's Report

Sam Snideman
ELAC Chair



**Office of Early
Childhood and Out-
of-School Learning**

OECOSL Fiscal and Strategic Operations



Office of Early Childhood and Out-of-School Learning

- Office of Early Childhood and Out-of-School Learning (OECOSL) has two primary responsibilities
 - Regulate and license child care programs
 - Child care centers
 - Registered ministries
 - Child care homes
 - Administer Child Care Development Fund (CCDF), state appropriated funds, and other federal government grants as directed
 - CCDF Vouchers, ages 0-13
 - On My Way Pre-K Vouchers, 4-year-olds

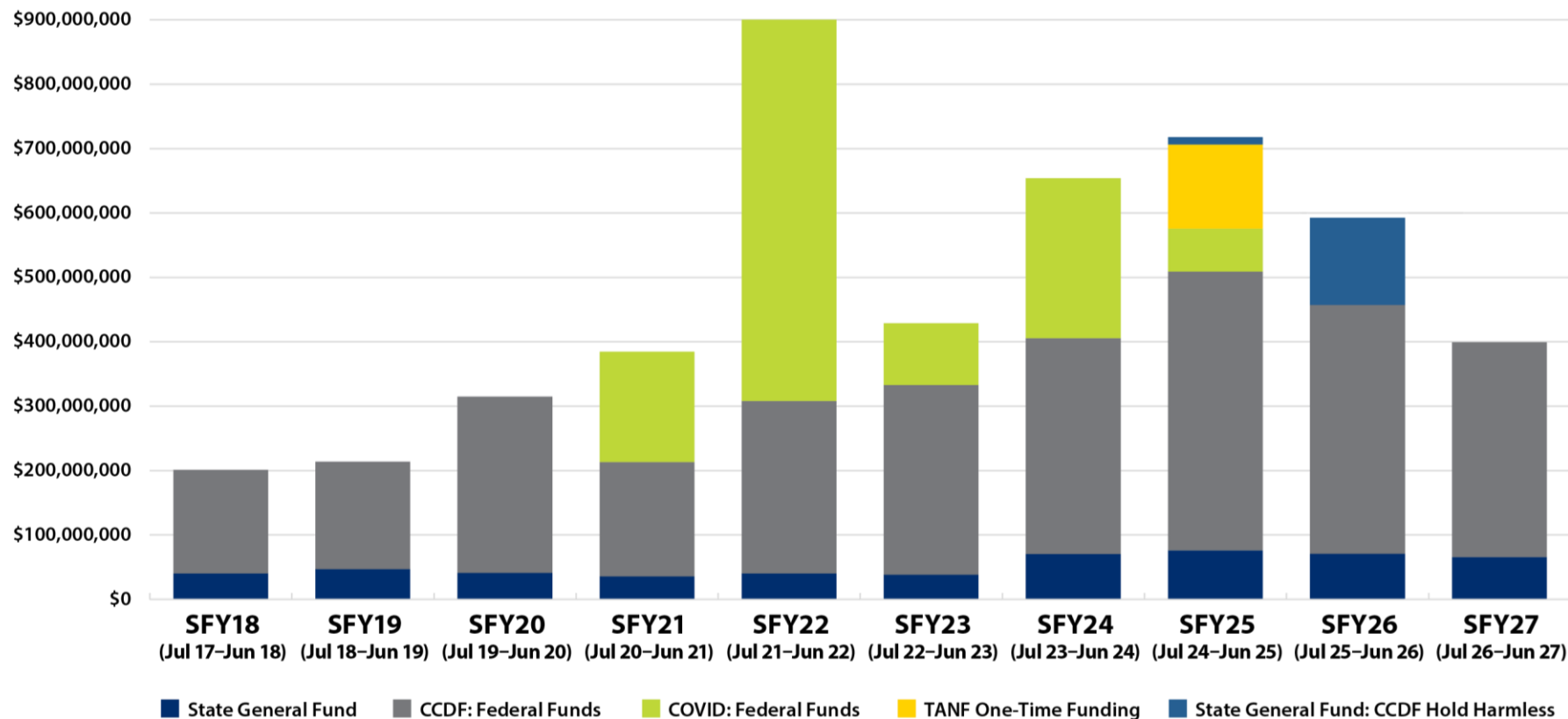


Child Care Federal Funding Update

- OECOSL in constant contact with federal Administration for Children and Families on CCDF draws.
- Provider voucher reimbursements continue as normal.
- OECOSL has strong internal controls and quality assurance processes.

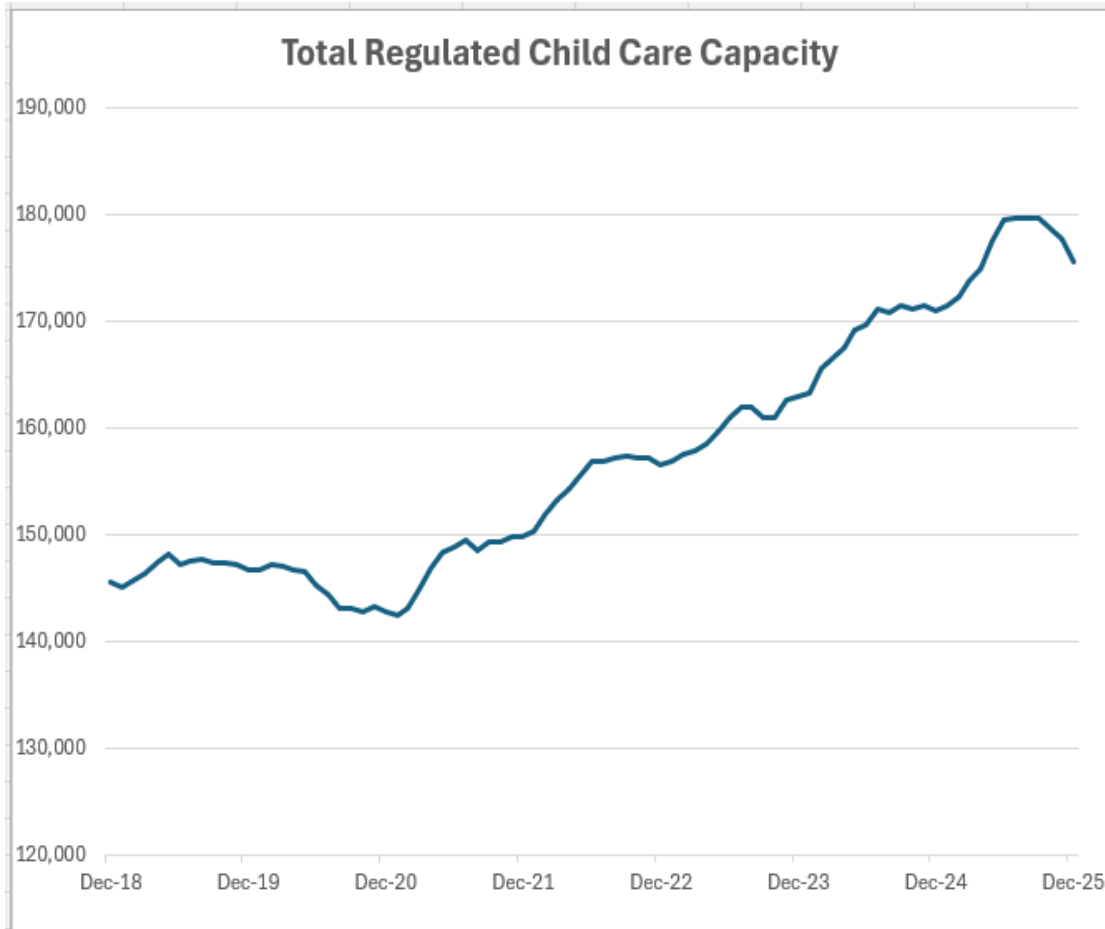


Spending by State Fiscal Year

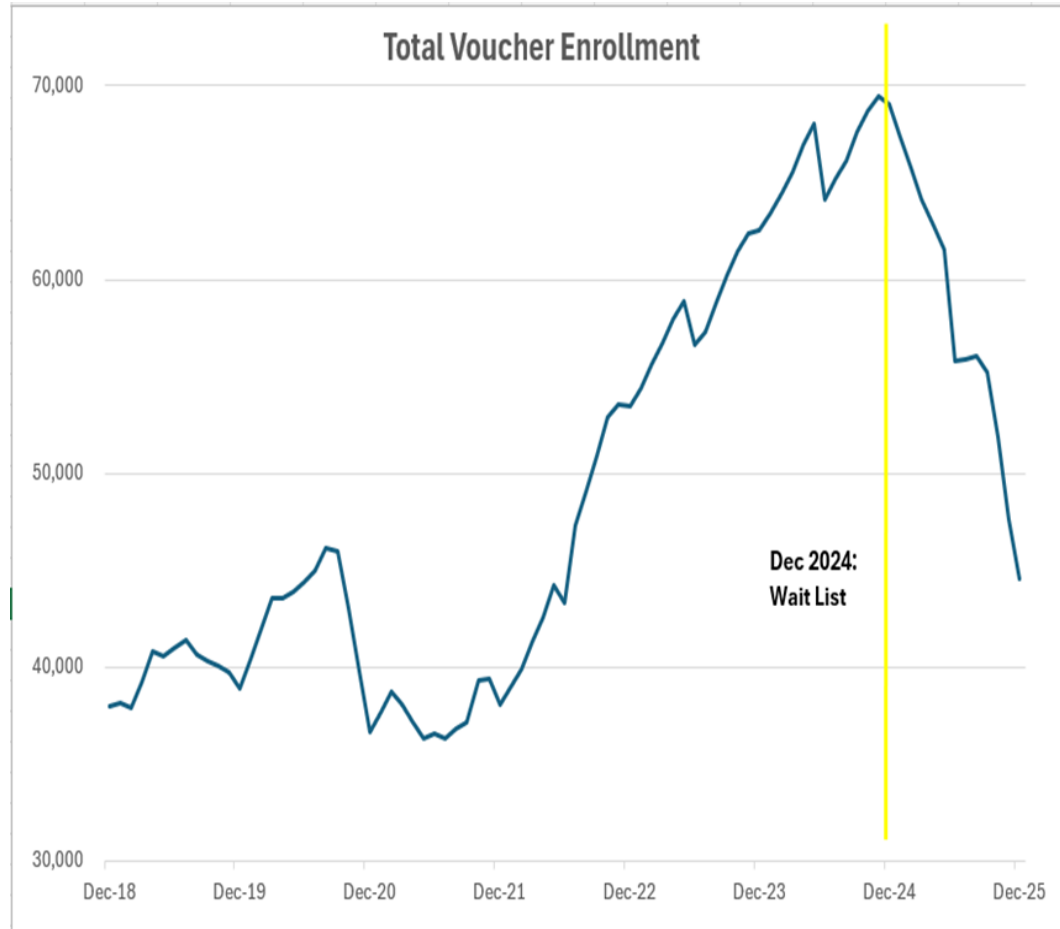


Historical Data

Total Regulated Child Care Capacity



Total Voucher Enrollment





2026 Initiatives

- Fiscal responsibility and oversight
 - CCDF Vouchers
 - OMWPK Vouchers
- Federal PDG Grant Award: \$14.8M federal, \$4.4M state; \$19.2M total
 - Referral Slots Pilot Program
 - Partnership with IEDC
 - Micro Facility Pilot Program
 - Child Care Business Supports
 - Hoosier Employer Toolkit

Child Care Voucher Statistics: Dec 2025

Total Vouchers (CCDF + OMW)	44,580
Total Wait List (CCDF + OMW)	33,199
% Families Voucher - Employment	94%
% Families - Single Parent	90%



Child Care Voucher Statistics: Dec 2025

	September 2024	December 2024	March 2025	June 2025	September 2025	December 2025
Enrollment						
Total Vouchers	67,868	69,326	64,172	55,846	55,233	44,580
CCDF Vouchers	61,753	63,351	58,476	53,565	53,109	42,509
OMW Vouchers	6,115	5,975	5,696	2,281	2,124	2,071

Waitlist

Waitlist Total	931	3,328	13,701	25,149	30,808	33,449
Waitlist - CCDF	931	3,328	13,629	21,955	30,533	33,215
Waitlist - OMW	0	0	72	3,194	275	234

Reauthorization

Reauthorization %	63%	66%	72%	75%	75%	66%
--------------------------	------------	------------	------------	------------	------------	------------



Child Care Voucher Statistics: Dec 2025

Total Vouchers By Age	Max Nov. 2024	Sept. 2025	Dec. 2025	% Chg
Infant	3,673	189	26	(99%)
Toddler	14,956	10,050	7,402	(51%)
3/4/5s	28,955	24,888	20,037	(31%)
School Age	21,893	20,106	17,114	(22%)
Total	69,477	55,233	44,579	(36%)



Regulated Child Care Supply Statistics

Total Regulated Child Care Supply						
	Sep-24	Dec-24	Mar-25	Jun-25	Sep-25	Dec-25
Capacity	171,486	170,923	173,751	179,404	179,602	175,553
Capacity YOY % Chg	6.6%	5.0%	4.4%	5.7%	4.7%	2.7%
Locations	4,279	4,321	4,353	4,372	4,349	4,257
Ave seats/location	40	40	40	41	41	41



Regulated Child Care Supply Statistics

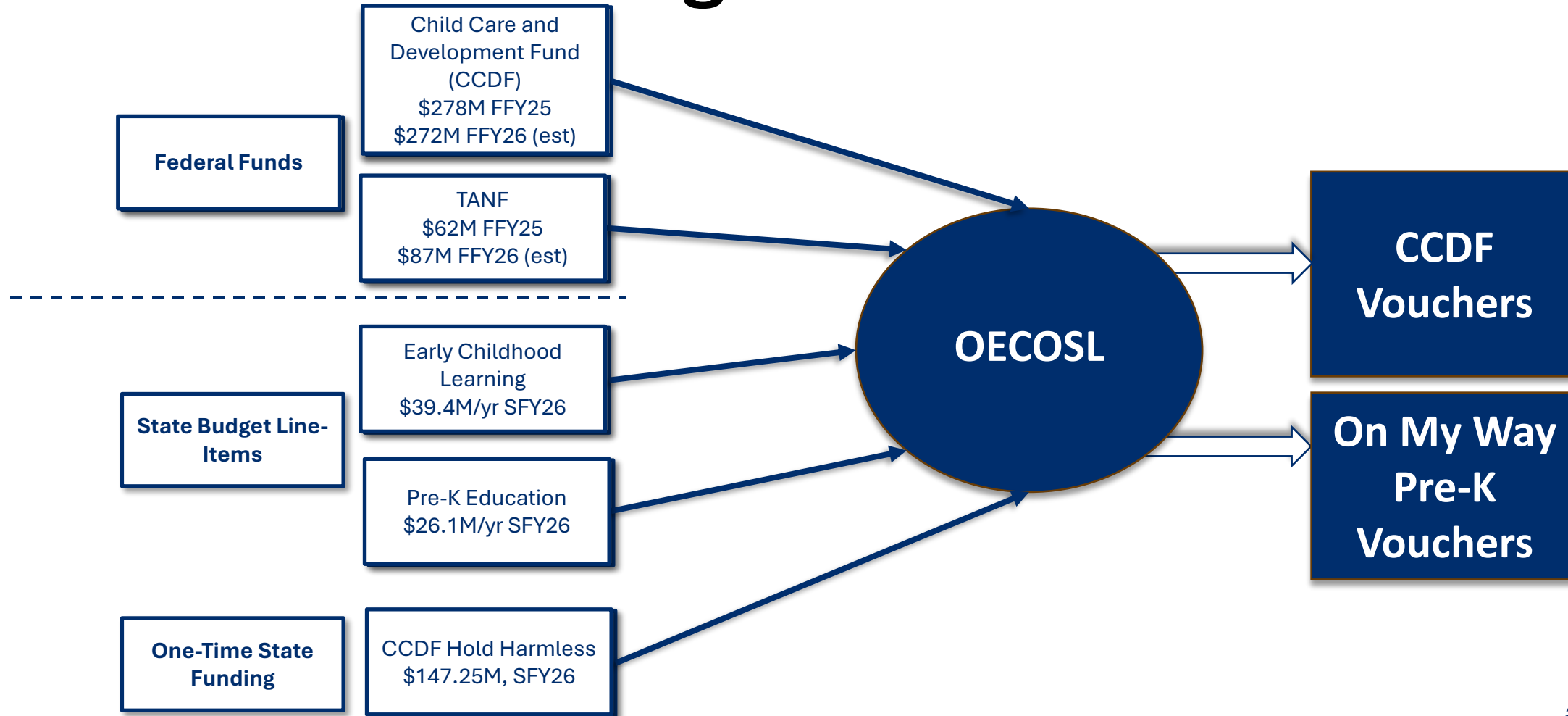
Centers						
	Sep-24	Dec-24	Mar-25	Jun-25	Sep-25	Dec-25
Capacity	102,191	103,667	105,900	109,519	111,005	109,408
Capacity YOY % Chg	7.9%	6.7%	7.4%	10.1%	8.6%	6%
Locations	1,334	1,352	1,387	1,425	1,445	1,427
Ave seats/location	77	77	76	77	77	77

Homes						
	Sep-24	Dec-24	Mar-25	Jun-25	Sep-25	Dec-25
Capacity	28,206	28,347	28,263	27,939	27,315	26,444
Capacity YOY % Chg	-0.5%	1.2%	0.5%	-0.2%	-3.2%	-7%
Locations	2,192	2,210	2,204	2,183	2,135	2,066
Ave seats/location	13	13	13	13	13	13

Registered Ministries						
	Sep-24	Dec-24	Mar-25	Jun-25	Sep-25	Dec-25
Capacity	41,089	38,909	39,588	41,946	41,282	39,701
Capacity YOY % Chg	8.6%	3.3%	-0.5%	-0.7%	0.5%	2%
Locations	753	759	762	764	769	764
Ave seats/location	55	51	52	55	54	52



OECOSL Funding





**Office of Early
Childhood and Out-
of-School Learning**

Micro Facility Pilot

Enrollment Data

As of December 2025, these are the enrollment numbers:

- Terre Haute Site – 7 children out of 30
- Michigan City Site – 11 children out of 15
- South Bend Site – 16 children out of 30
- Indianapolis Site – 7 children out of 19
- Syracuse Site – 19 children out of 30
- Gary Site – 15 children out of 30



Survey Data and Rates

Survey data is collected and analyzed monthly from each of the sites, and allows us insight into their enrollment data, current rates, financial stability, staffing, community engagement, and marketing efforts.

New Rates were set at \$190 per week, per child, across all age groups at all the sites as of 7/27/25.

This was based on survey data collected from the sites on cost of care over the first 60-90 days operating.



Testimonials from Micro Facility Owners

"The flexibility in ratios and mixed-age grouping has been helpful, especially in a smaller setting. It allows us to manage staffing more efficiently while still meeting children's developmental needs. As the director, these changes support sustainability without compromising quality, particularly during slower enrollment periods or staffing shortages. We [also] share key administrative staff—including the Executive Director, who oversees both sites, and support roles for payroll, enrollment, and compliance. The salary is allocated across both locations proportionally based on time spent or responsibilities. Any additional costs, such as travel mileage or increased admin hours, are built into our operating budget."

-Indianapolis Micro-Facility Pilot Site

"In these challenging times, our microcenter has been a true bright spot. It's going strong, and the model makes my day-to-day work easier and far more efficient. As a director, I can support both locations, share staff when needed, and know our children always have the coverage they deserve. What I value most is the flexibility the average age ratio rule gives us — it keeps our classrooms balanced and helps us stay connected, confident, and able to serve families well."

-Syracuse Micro-Facility Pilot Site



**Office of Early
Childhood and Out-
of-School Learning**

Regulatory Reform



2026 Initiative

Regulatory Reform

- Child care homes rules submitted to Office of Management and Budget in December
- Child care centers rules submitted to FSSA General Counsel
- Others to follow this year
- Create an ELAC Sub-committee for rule review



**Office of Early
Childhood and Out-
of-School Learning**

Legislative Update



Legislative Update

- SB 222 FSSA Matters
- SB 4 Various Fiscal Matters
- HB 1003 Boards & Commissions
- HB 1018 School Age Child Care
- HB 1149 Pre-K Care SGO Tax Credit
- HB 1177 Child Care Assistance

Adjourn

Information regarding today's meeting, including slides and materials, can be found at

<https://www.in.gov/fssa/carefinder/advisory-groups/early-learning-advisory-committee/elac-committee-meetings/>

Next Business Meeting:

- April 9, 2026 at 10:00 a.m. ET
Conference Room 4&5-Wabash Hall
Indiana Government Center South
402 W. Washington Street Indianapolis, IN



Thank you



**Indiana Early Learning
Advisory Committee**