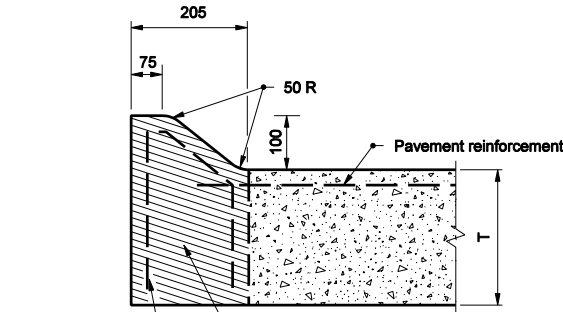


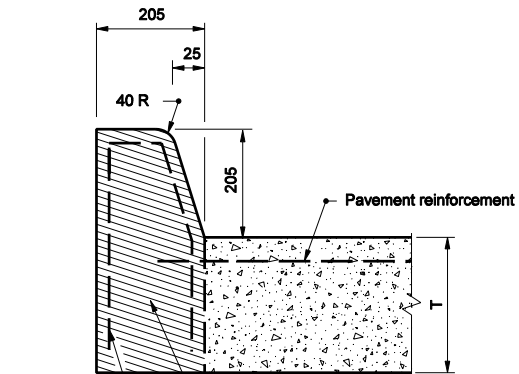
#13 stirrup bars at 610 c. to c.
 Cross-hatched portion is integral concrete curb.

**INTEGRAL CONCRETE CURB
 (BARRIER)**



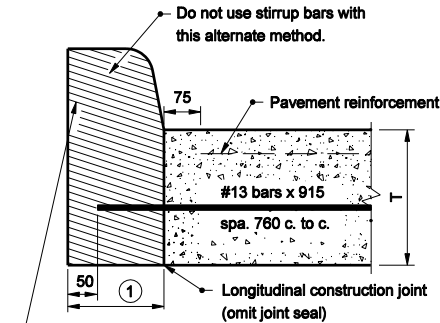
#13 stirrup bars at 610 c. to c.
 Cross-hatched portion is integral concrete curb type B

**INTEGRAL CONCRETE CURB
 TYPE B
 (MOUNTABLE)**



#13 stirrup bars at 610 c. to c.
 Cross-hatched portion is integral concrete curb type C.

**INTEGRAL CONCRETE CURB
 TYPE C
 (BARRIER)**



Do not use stirrup bars with this alternate method.
 Cross-hatched portion is integral concrete curb, integral concrete curb, type B, or integral concrete curb, type C.

**ALTERNATE METHOD
 OF CONSTRUCTION FOR ALL TYPES
 OF INTEGRAL CONCRETE CURB**

NOTES

- ① 205 for integral concrete curb type B or C and 175 for integral concrete curb.
- ② Concrete below this line may be poured with the pavement.

LEGEND

T = Nominal pavement thickness


All dimensions are in mm unless otherwise specified

INDIANA DEPARTMENT OF TRANSPORTATION

INTEGRAL CONCRETE CURB

SEPTEMBER 2004

STANDARD DRAWING NO. 605-CCIN-01



/s/ Richard L. VanCleave 9-01-04
 DESIGN STANDARDS ENGINEER DATE

/s/ Richard K. Smutzer 9-01-04
 CHIEF HIGHWAY ENGINEER DATE

DESIGN STANDARDS ENGINEER