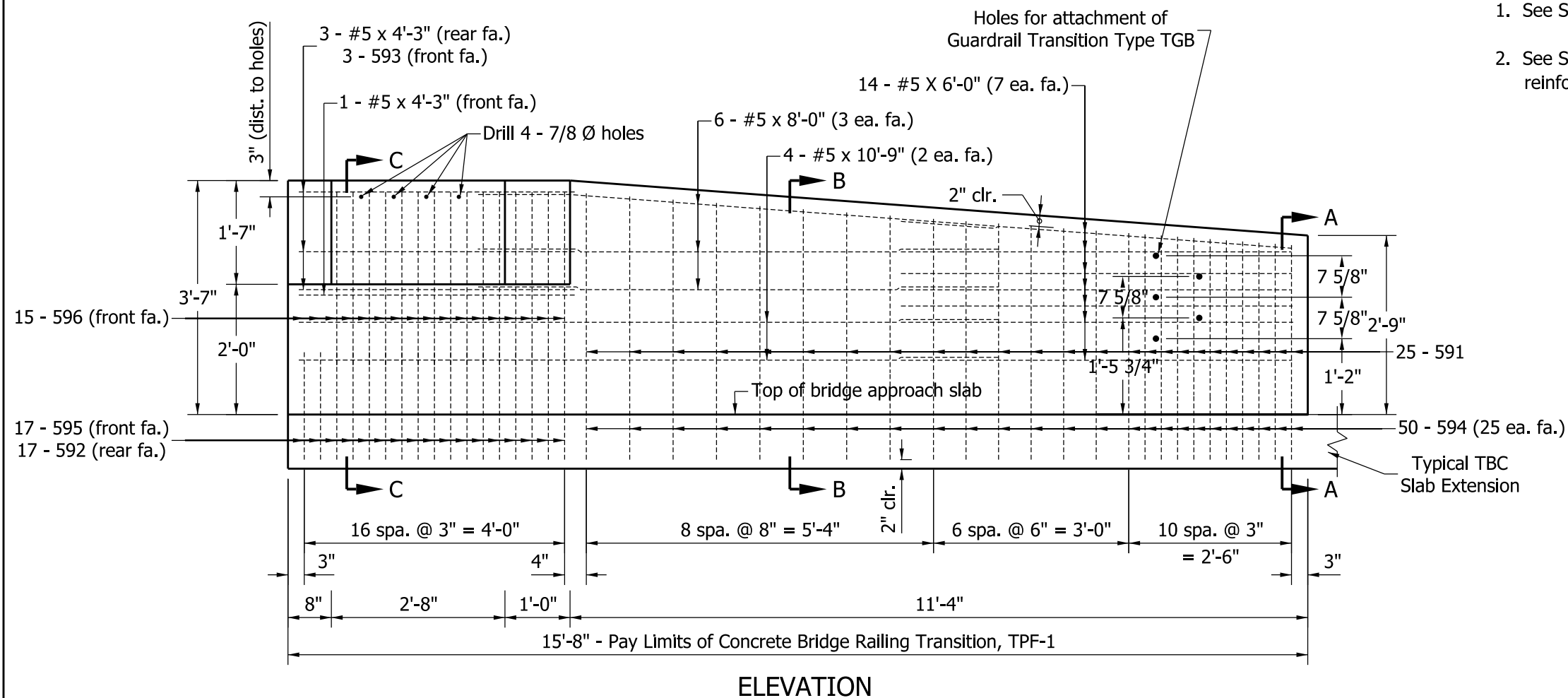
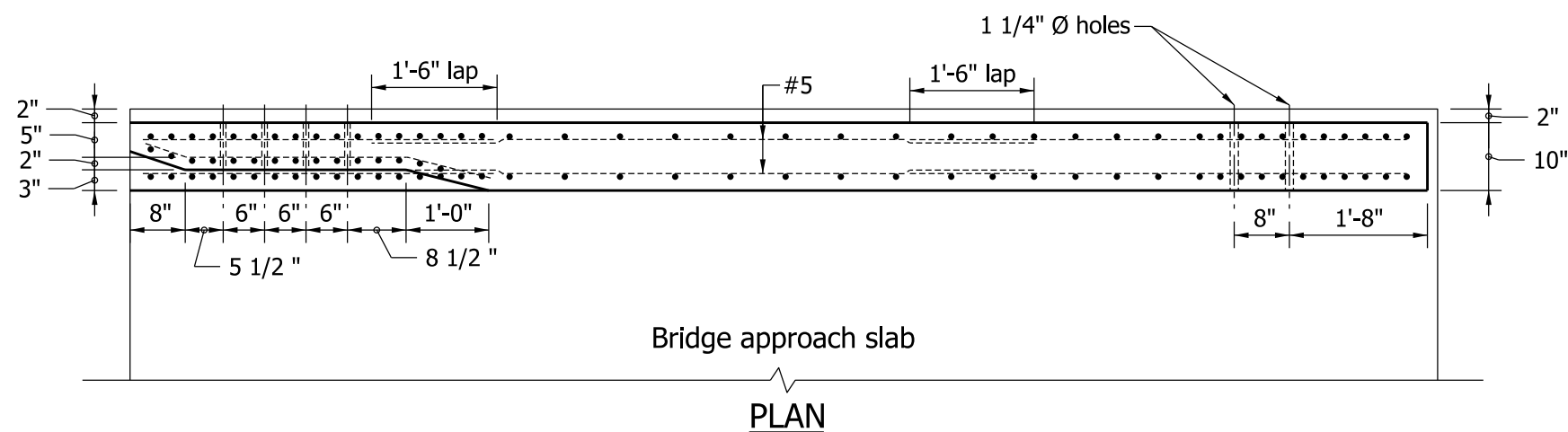


NOTES:

1. See Standard Drawing E 706-TTBP-09 for general notes.
2. See Standard Drawing E 706-TTBP-02 for sections and reinforcing-bar diagrams.



BILL OF MATERIALS, TPF-1 EPOXY-COATED REINFORCING STEEL			
Mark / Size	No. of Bars	Total Length	Weight
591 x 5'-4"	25	133'-4"	
592 x 4'-8"	17	79'-4"	
593 x 4'-3"	3	12'-9"	
594 x 3'-7"	50	179'-2"	
595 x 3'-1"	17	52'-5"	
596 x 3'-0"	15	43'-0"	
#5 x 10'-9"	4	43'-0"	
#5 x 8'-0"	6	48'-0"	
#5 x 6'-0"	14	84'-0"	
#5 x 4'-3"	4	17'-0"	
Total Epoxy-Coated Reinforcing Steel		694'-2"	724 lb
MISCELLANEOUS			
Concrete, Class C			1.5 cys
Surface Seal			121 sft




INDIANA DEPARTMENT OF TRANSPORTATION

CONCRETE BRIDGE RAILING
TRANSITION, TPF-1

SEPTEMBER 2011

STANDARD DRAWING NO. E 706-TTBP-01



/s/ Richard L. VanCleave 09/01/11
DESIGN STANDARDS ENGINEER DATE

/s/ Mark A. Miller 09/01/11
CHIEF HIGHWAY ENGINEER DATE

DESIGN STANDARDS ENGINEER