



LEGEND

-  Grooved ramp
-  Detectable warning

1. The curb ramp type includes the ramp and flared sides as indicated on the details. A level landing shall be provided at the high end of every curb ramp.
2. For details of sidewalk curb ramp types see Standard Drawings E 604-SWCR-03 to -11.
3. The curb ramps shall be placed within the marked crosswalk area.

④ Flared side of sidewalk curb ramp next to utility strip shall be sodded.


5. See Standard Drawing E 604-SWCR-02 for General Notes.

INDIANA DEPARTMENT OF TRANSPORTATION

**LOCATION PLAN FOR
SIDEWALK CURB RAMPS**

SEPTEMBER 2005

STANDARD DRAWING NO. E 604-SWCR-01



/s/ Richard L. VanCleave 9-01-05
DESIGN STANDARDS ENGINEER DATE

/s/ Richard K. Smutzer 9-01-05
CHIEF HIGHWAY ENGINEER DATE

DESIGN STANDARDS ENGINEER