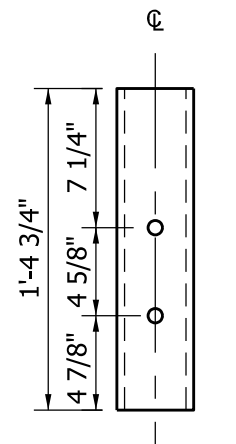


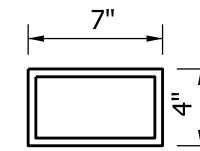
FRONT VIEW

SIDE VIEW

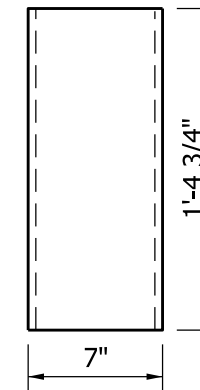
W 6 x 9 POST DETAILS



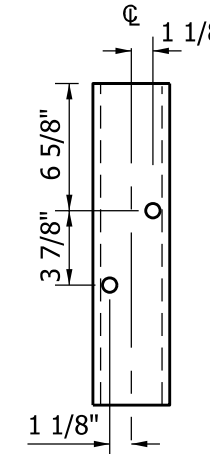
FRONT VIEW



TOP VIEW



SIDE VIEW



BACK VIEW

TS 7 x 4 x 3/16" BLOCK DETAILS

POST 8

NOTES:


1. All holes drilled or punched to 3/4" dia.
2. See Standard Drawing E 601-TTGB-01 for post numbers.
- ③ Hole pattern for posts numbers 1 through 7 may be drilled in back flange. See Standard drawing E 601-TTGB-03.

INDIANA DEPARTMENT OF TRANSPORTATION

GUARDRAIL TRANSITION  
TYPE TGB

SEPTEMBER 2011

STANDARD DRAWING NO. E 601-TTGB-04



DESIGN STANDARDS ENGINEER

*/s/ Richard L. VanCleave* 09/01/11  
DESIGN STANDARDS ENGINEER DATE

*/s/ Mark A. Miller* 09/01/11  
CHIEF HIGHWAY ENGINEER DATE