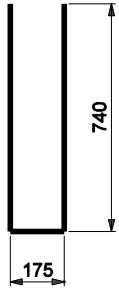
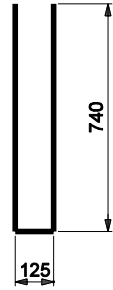


NOTE:

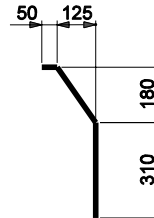
1. See Standard Drawing 706-TASE-05 for General Notes.



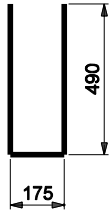
1682b x 1660



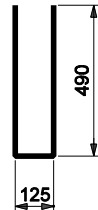
1682b x 1610



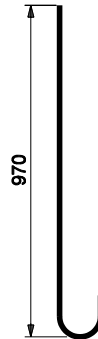
1685 x 580



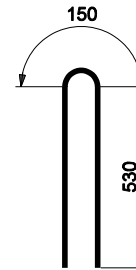
1684a x 1160



1684b x 1110



1689 x 1160



1683 x 1210

BILL OF MATERIALS			
These quantities are for one concrete bridge railing transition type TBT.			
EPOXY COATED REINFORCING STEEL			
Size and Mark	No. of Bars	Length (mm)	Mass (kg)
1682a	21	1660	
1682b	16	1610	
1683	28	1210	
1684a	21	1160	
1684b	16	1110	
1685	16	580	
#16	1	2500	
#16	14	1700	
Total #16 Bars			267
#13	9	4700	
#13	2	2500	
Total #13 Bars			47
Total Epoxy Coated Steel			314
Concrete Class C in Railing			1.5 m ³
Surface Seal			11.2 m ²


All Dimensions are in mm unless otherwise specified

INDIANA DEPARTMENT OF TRANSPORTATION

**CONCRETE BRIDGE RAILING
TRANSITION TYPE TBT**

SEPTEMBER 2006

STANDARD DRAWING NO. 706-TTBT-03



/s/ Richard L. VanCleave 9-01-06
DESIGN STANDARDS ENGINEER DATE

/s/ Richard K. Smutzer 9-01-06
CHIEF HIGHWAY ENGINEER DATE

1145 TRUCK HEIGHT THREE BEAM/
CONCRETE BRIDGE RAILING TRANSITION