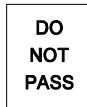


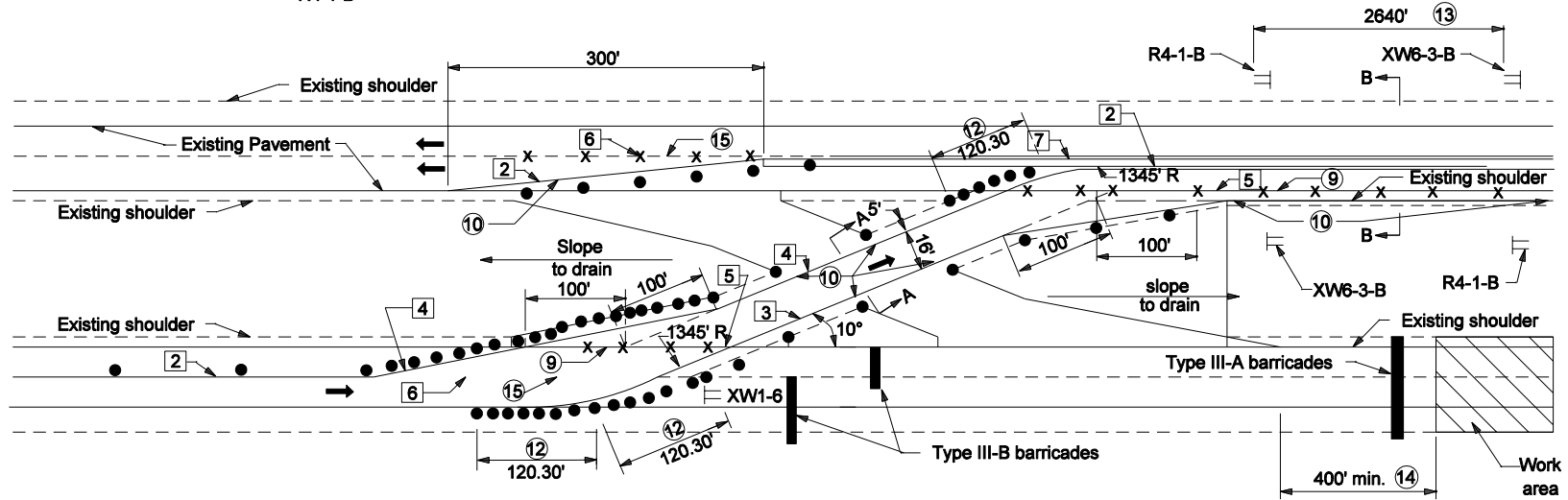
XW6-3-B



R4-1-B



XW1-6



NOTES:

1. Signs XW6-3-B and R4-1-B shall be used only with temporary channelizing devices.
2. See Standard Drawing E 801-TCCO-07 for Sections, A-A , B-B.
3. See Standard Drawings E 801-TCDV-04 thru E 801-TCDV-07 for barricade and construction sign mounting information.
4. For channelization devices see Standard Drawing E 801-TCDV-01.
5. See Standard Drawing E 801-TCDV-03 for required length of taper section for channelizing devices when construction zone speed limits are less than 55 MPH.
6. See Standard Drawing E 801-TCLG-01 for General Notes and additional Legend Symbols

LEGEND


- 1 Temporary Pavement Marking, White, 4"
- 2 Temporary Pavement Marking, Yellow, 4"
- 3 Temporary Pavement Marking, White, 8"
- 4 Temporary Pavement Marking, Yellow, 8"
- 5 Line, Solid Yellow, 4", Remove
- 6 Line, Broken White, 4" Remove
- 7 Temporary Concrete Barrier - Freeways
Channelizing Devices - Non-Freeway Multi-lane
Divided Roadways.

INDIANA DEPARTMENT OF TRANSPORTATION

**TEMPORARY CROSSOVERS
ENTRANCE DETAIL**

MARCH 2006

STANDARD DRAWING NO. E 801-TCCO-02



/s/ Richard L. VanCleave 3-01-06
DESIGN STANDARDS ENGINEER DATE

/s/ Richard K. Smutzer 3-01-06
CHIEF HIGHWAY ENGINEER DATE

DESIGN STANDARDS ENGINEER