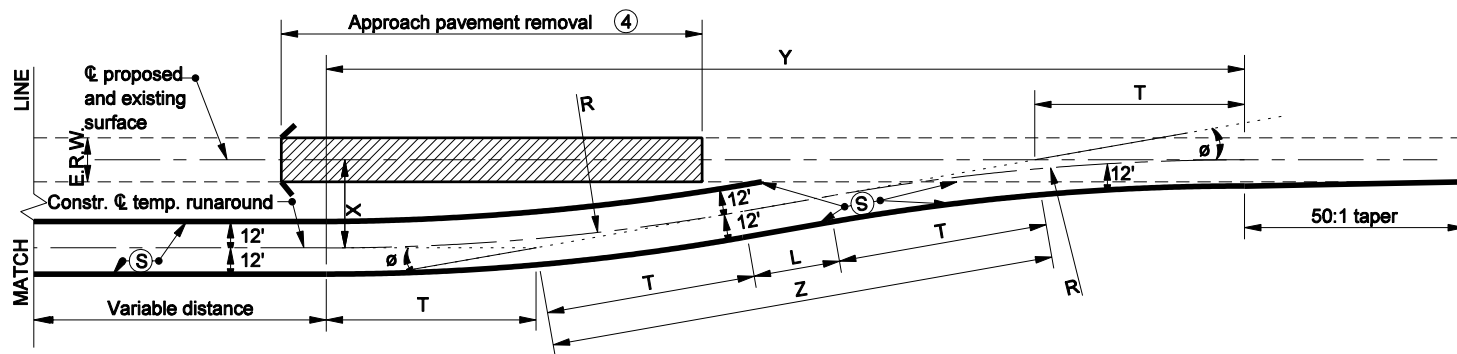
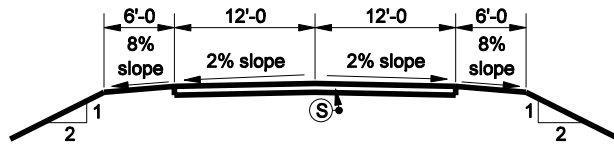


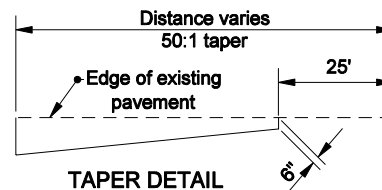
TEMPORARY RUNAROUND



TEMPORARY RUNAROUND



TYPICAL RUNAROUND SECTION



TAPER DETAIL

**General Notes:**


1. For notes that apply to this sheet, see Standard Drawing E 713-TCTR-04.
2. See Standard Drawings E 713-TCTR-02 and -02A for runaround geometrics and surface areas.
3. See Standard Drawing E 801-TCLG-01 for standard notes and legend.

INDIANA DEPARTMENT OF TRANSPORTATION

**TEMPORARY RUNAROUND  
GEOMETRICS**

SEPTEMBER 2006

STANDARD DRAWING NO. E 713-TCTR-01



/s/ Richard L. VanCleave 9-01-06  
DESIGN STANDARDS ENGINEER DATE

/s/ Richard K. Smutzer 9-01-06  
CHIEF HIGHWAY ENGINEER DATE

DESIGN STANDARDS ENGINEER