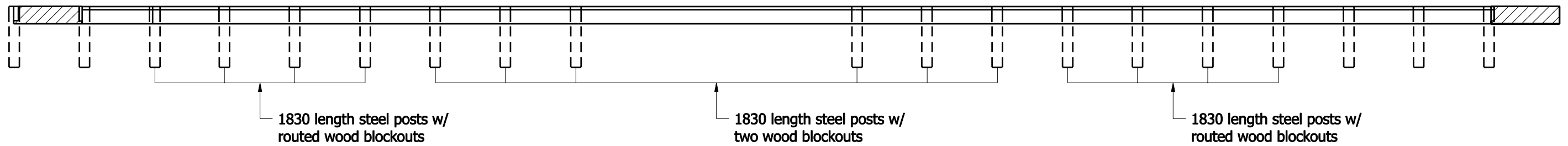


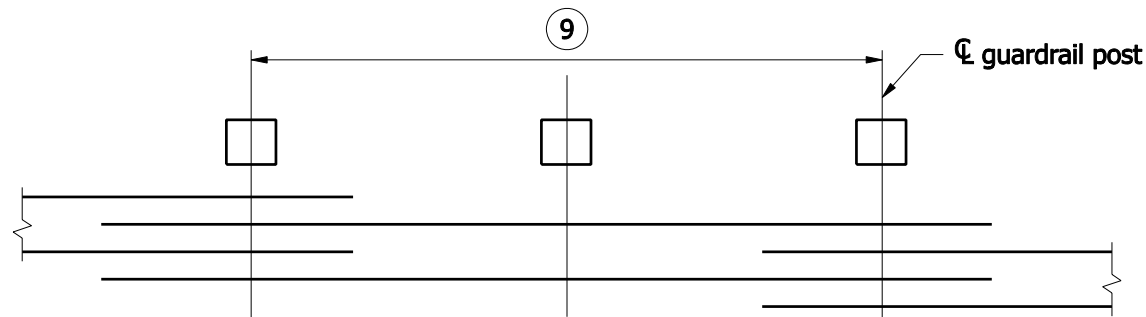
PLAN



ELEVATION

NOTES :

- 1 Use GRET type OS.
- 2 For two-lane two-way operation, use GRET type OS. For structure width > 7400, provide three additional spans of standard W-beam guardrail at 1905 each before attaching the GRET.
- 3 For multi-lane divided operation, use cable terminal, anchor. See Standard Drawings 601-GCTA-01 through 601-GCTA-06
4. See Standard Drawings 601-GRET-10, 11 and 601-WBGA-06 for GRET Type II details.
5. See Standard Drawings 601-NWGA-02, 03 and 04 for post and block assemblies details.
- 6 Maximum structure width shall be 7400 out to out of structure(s) parallel to road centerline for skewed or perpendicular structure. In this case posts are not located over any portion of structure.
- 7 Maximum structure width shall be 18600 out to out of structure(s) parallel to roadway centerline for skewed or perpendicular structure. Modified posts (5 through 10) over the structure where required, see Standard Drawing 601-NWGA-03. The remaining wood posts shall be shown on Standard Drawing 601-NWGA-02.



LAP DETAIL FOR NESTED W-BEAM RAILING SECTION

NOTES :

- 8 Post shall clear outer structure side by 100 min.
- 9 This dimension is 7620 between posts 7 and 8. This dimension is 3810 or 7620 elsewhere.
10. For grading requirements see Standard Drawings 601-GRET-06 through 09 and 601-GRET-12.


All Dimensions are in mm unless otherwise specified.

INDIANA DEPARTMENT OF TRANSPORTATION

25'-0 SPAN NESTED GUARDRAIL
FOR LARGE DRAINAGE STRUCTURE

SEPTEMBER 2008

STANDARD DRAWING NO. 601-NWGA-01



DESIGN STANDARDS ENGINEER

/s/ Richard L. VanCleave 09/02/08
DESIGN STANDARDS ENGINEER DATE

/s/ Mark A. Miller 09/02/08
CHIEF HIGHWAY ENGINEER DATE