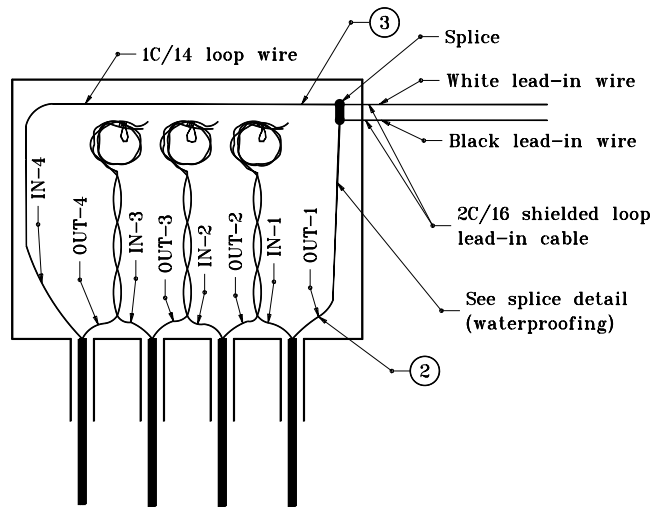


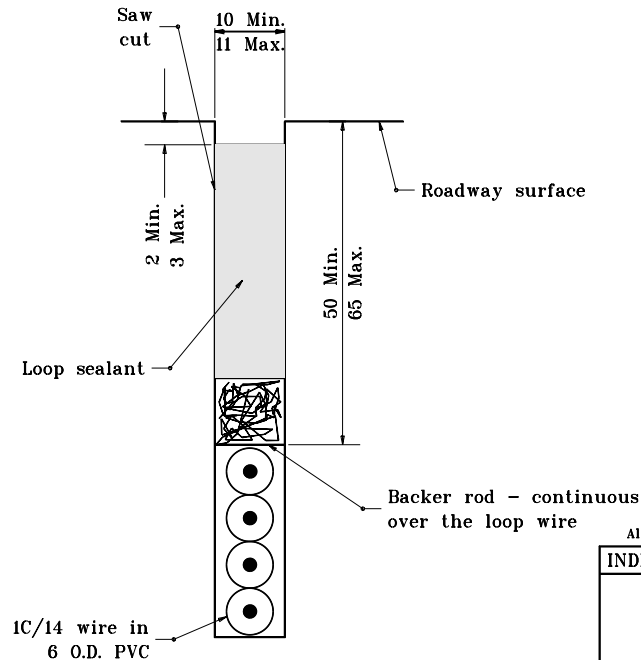
LOOP WIRING DIAGRAM

GENERAL NOTES

- ① Duct loop wires to be twisted around each other a minimum of 5 turns/300 mm then coiled and tied with self-locking strips.
- ② Loop wires to be tagged in or out as indicated.
- ③ See splice detail (waterproofing) on Standard Drawing 805-SGLI-04.



**DETAIL A
DETECTOR HOUSING WIRING**



**LOOP SAW-CUT DETAIL
SECTION B-B**


All dimensions are in mm unless otherwise specified.

INDIANA DEPARTMENT OF TRANSPORTATION

**TRAFFIC SIGNAL
LOOP INSTALLATION**

MARCH 1995

STANDARD DRAWING NO. 805-SGLI-02



/s/ Anthony L. Uremovich 3-01-95
DESIGN STANDARDS ENGINEER DATE

/s/ Donald W. Lucas 3-01-95
CHIEF HIGHWAY ENGINEER DATE

Source Sheet: NONE