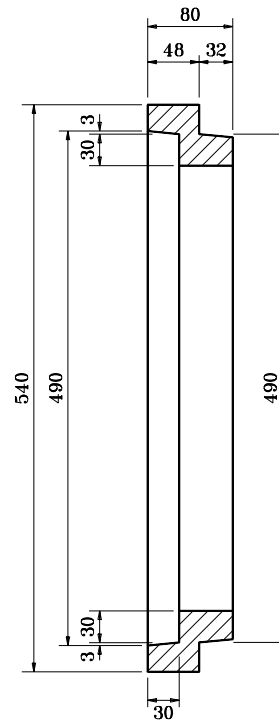
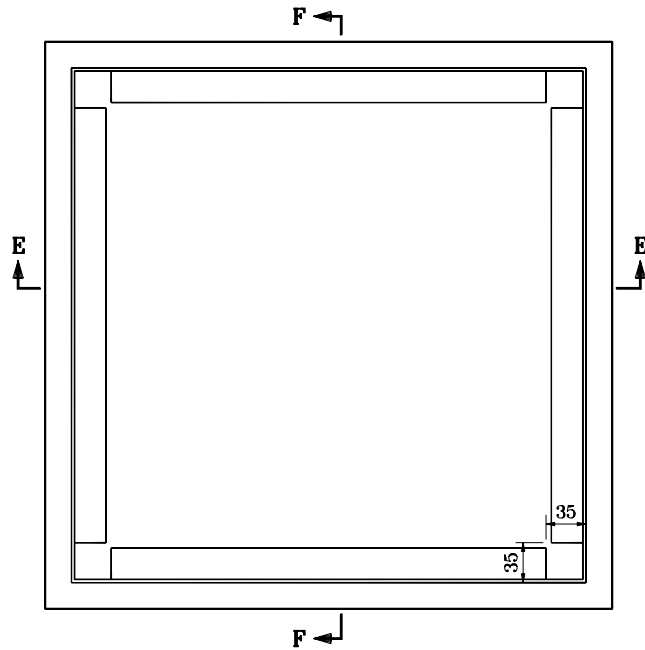



GENERAL NOTES

1. 4 - M8 x 100 ctsk. head stainless steel screws required for each frame.
2. The Type SQ frame weighs approximately 39.5 kg. The Type OS frame weighs approximately 40.4 kg.

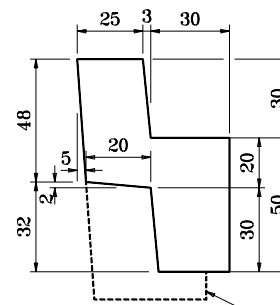


SECTION F-F



SECTION E-E

ADJUSTING FRAME TYPE SQ AND OS



RING DETAILS


All dimensions are in mm unless otherwise specified.

INDIANA DEPARTMENT OF TRANSPORTATION

**ADJUSTING FRAME DETAILS
TYPE SQ AND OS**

SEPTEMBER 1994

STANDARD DRAWING NO. **704-BDAF-01**



/s/ Anthony L. Uremovich 9-30-94
DESIGN STANDARDS ENGINEER DATE

/s/ Donald W. Lucas 9-30-94
CHIEF HIGHWAY ENGINEER DATE

Source Sheet: **D-1**