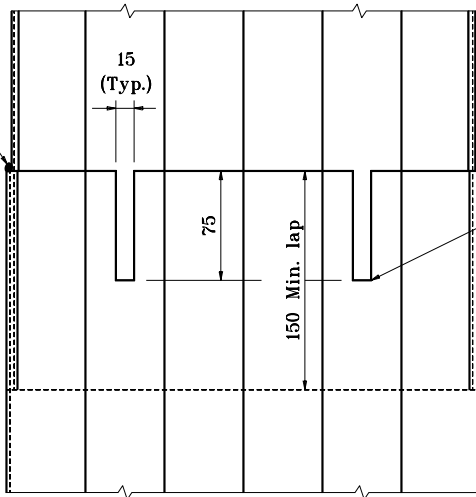
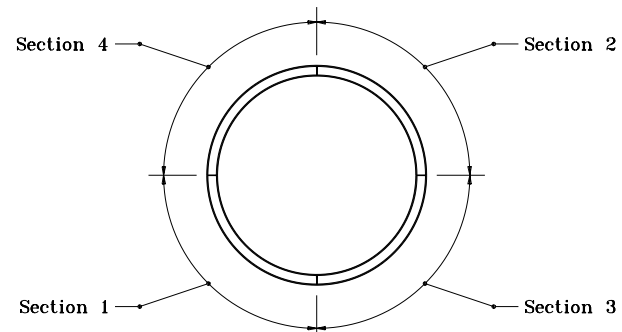


Continuous weld



**FOR FLUTED SHELLS**

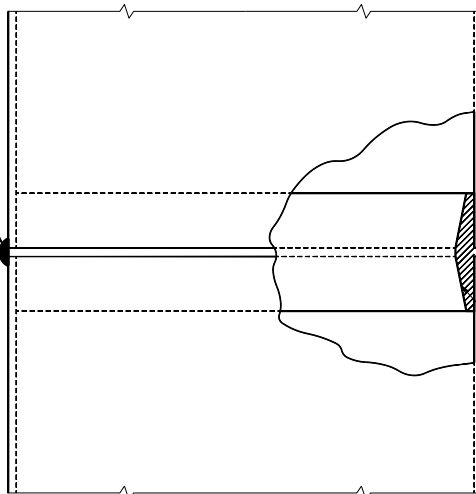
Burn four equally spaced slots in lower section before inserting extension



Completion of Sections 1, 2, 3 & 4 constitutes one pass.

**WELDING SEQUENCE**

Continuous weld



**FOR ROUNDED PIPE**

Continuous weld

Electric type wedge split chill ring for line welding

All dimensions are in mm unless otherwise specified.

INDIANA DEPARTMENT OF TRANSPORTATION	
<b>SPLICING PILE SHELLS IN FIELD</b>	
SEPTEMBER 1994	
STANDARD DRAWING NO. 701-BPIL-04	
	/s/ Anthony L. Uremovich 9-30-94 DESIGN STANDARDS ENGINEER DATE
	/s/ Donald W. Lucas 9-30-94 CHIEF HIGHWAY ENGINEER DATE