

β	L	S	U	X	Y	V	Shoulder gap	Chord		M		Approach Areas			Auxiliary lane part area	β
								Lt	Rt	Lt	Rt	(A)	(B)	Total		
degree	m	m	m	m	m	m	m	m	m	m	m	m ²	m ²	m ²	m ²	degree
110	33.49	20.00	19.96	7.76	8.90	7.78	97.61	16.11	8.88	3.04	0.84	280.83	145.90	671.92	312.43	110
109	33.04	19.59	19.53	8.00	9.09	7.74	97.33	15.95	9.08	2.97	0.88	275.41	147.96	665.05	311.37	109
108	32.57	19.19	19.12	8.23	9.28	7.69	97.05	15.79	9.28	2.90	0.92	270.15	150.07	658.47	310.38	108
107	32.11	18.80	18.71	8.46	9.48	7.65	96.80	15.63	9.47	2.83	0.96	265.05	152.23	652.16	309.44	107
106	32.03	18.45	18.31	8.69	9.68	7.61	96.55	15.46	9.67	2.76	1.00	260.09	154.43	648.80	308.55	106
105	32.33	18.05	17.91	8.93	9.88	7.57	96.33	15.30	9.86	2.70	1.04	255.29	156.67	648.48	307.73	105
104	32.64	17.69	17.53	9.17	10.09	7.54	96.12	15.13	10.06	2.63	1.09	250.61	158.96	648.35	306.96	104
103	32.95	17.33	17.15	9.42	10.30	7.51	95.92	14.97	10.25	2.57	1.13	246.07	161.30	648.43	306.23	103
102	32.27	16.99	16.79	9.66	10.51	7.48	95.74	14.79	10.44	2.50	1.17	241.66	163.69	648.70	305.56	102
101	33.58	16.65	16.43	9.91	10.73	7.45	95.57	14.63	10.63	2.40	1.22	237.36	166.13	649.16	304.94	101
100	33.90	16.32	16.08	10.17	10.95	7.43	95.41	14.46	10.83	2.37	1.27	233.19	168.62	649.81	304.37	100
99	34.22	16.00	15.73	10.42	11.17	7.41	95.27	14.28	11.02	2.31	1.32	229.12	171.17	650.64	303.84	99
98	34.55	15.68	15.39	10.68	11.40	7.39	95.13	14.11	11.21	2.25	1.36	225.17	173.78	651.67	303.36	98
97	34.88	15.37	15.06	10.94	11.63	7.37	95.02	13.94	11.39	2.19	1.41	221.32	176.45	652.88	302.93	97
96	35.21	15.07	14.73	11.21	11.87	7.35	94.91	13.76	11.58	2.13	1.46	217.56	179.18	654.27	302.54	96
95	35.54	14.77	14.41	11.48	12.10	7.34	94.82	13.58	11.77	2.07	1.51	213.91	181.98	655.85	302.20	95
94	35.88	14.48	14.09	11.75	12.35	7.33	94.74	13.41	11.95	2.00	1.57	210.35	184.83	656.63	301.91	94
93	36.22	14.19	13.78	12.03	12.60	7.32	94.67	13.23	12.14	1.95	1.62	206.88	187.75	659.57	301.66	93
92	36.56	13.92	13.48	12.31	12.85	7.32	94.61	13.05	12.32	1.89	1.67	203.49	190.76	661.71	301.45	92
91	36.91	13.64	13.18	12.59	13.11	7.32	94.57	12.87	12.51	1.84	1.73	200.19	193.82	664.04	301.28	91
90	37.27	13.37	12.88	12.88	13.37	7.32	94.53	12.69	12.69	1.78	1.78	196.97	196.97	666.55	301.16	90
89	37.63	13.11	12.59	13.18	13.64	7.32	94.51	12.51	12.87	1.73	1.84	193.82	200.19	669.25	301.09	89
88	37.99	12.85	12.31	13.48	13.92	7.32	94.51	12.32	13.05	1.67	1.89	190.76	203.49	672.14	301.05	88
87	38.36	12.60	12.03	13.78	14.19	7.32	94.51	12.14	13.23	1.62	1.95	187.75	206.88	675.23	301.07	87
86	38.73	12.35	11.75	14.09	14.48	7.33	94.52	11.95	13.41	1.57	2.00	184.83	210.33	678.51	301.13	86
85	39.11	12.10	11.48	14.41	14.77	7.34	94.55	11.77	13.58	1.51	2.07	181.98	213.91	682.00	301.23	85
84	39.50	11.87	11.21	14.73	15.07	7.35	94.59	11.58	13.76	1.46	2.13	179.18	217.56	685.68	301.37	84
83	39.89	11.63	10.94	15.06	15.37	7.37	94.64	11.39	13.94	1.41	2.19	176.45	221.32	689.57	301.56	83
82	40.29	11.40	10.68	15.39	15.68	7.39	94.71	11.21	14.11	1.36	2.25	173.78	225.17	693.66	301.79	82
81	40.69	11.17	10.42	15.73	16.00	7.41	94.78	11.02	14.28	1.32	2.31	171.17	229.12	697.97	302.07	81
80	41.11	10.95	10.17	16.08	16.32	7.43	94.87	10.83	14.46	1.27	2.37	168.62	233.19	702.49	302.40	80
79	41.52	10.73	9.91	16.43	16.65	7.45	94.97	10.63	14.63	1.22	2.44	166.13	237.36	707.23	302.77	79
78	41.95	10.51	9.66	16.79	16.99	7.48	95.09	10.44	14.79	1.17	2.50	163.69	241.66	712.21	303.19	78
77	42.39	10.30	9.42	17.15	17.33	7.51	95.22	10.25	14.97	1.13	2.57	161.30	246.07	717.41	303.66	77
76	42.83	10.09	9.17	17.53	17.69	7.54	95.36	10.06	15.13	1.09	2.63	159.96	250.61	722.85	304.17	76
75	43.28	9.88	8.93	17.91	18.05	7.57	95.51	9.86	15.30	1.04	2.70	158.67	255.29	728.54	304.74	75
74	43.74	9.68	8.69	18.31	18.42	7.61	95.68	9.67	15.46	1.00	2.76	154.43	260.09	734.46	305.36	74
73	44.21	9.48	8.46	18.71	18.80	7.65	95.87	9.47	15.63	0.96	2.83	152.23	265.05	740.66	306.03	73
72	44.69	9.28	8.22	19.12	19.19	7.69	96.06	9.28	15.79	0.92	2.90	150.07	270.15	747.11	306.76	72
71	45.18	9.09	8.00	19.53	19.59	7.74	96.27	9.08	15.95	0.88	2.97	147.96	275.41	753.85	307.53	71
70	45.68	8.90	7.76	19.96	20.00	7.78	95.50	8.88	16.11	0.84	3.04	145.90	280.83	760.87	308.36	70

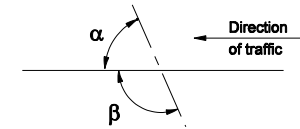
LEGEND

α = ANGLE OF TURN

The angle which a vehicle travels on the public road approach toward making a right hand turn. It is measured from the extension of the tangent on which a vehicle approaches the intersecting road to the corresponding tangent on the intersecting road to which the vehicle turns.

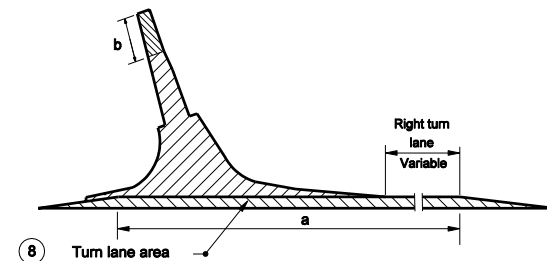
β = INTERSECTION CONTROL ANGLE

β = 180° - α



NOTES:

1. See Standard Drawing 610-PRAP-10 for public road approach type D.
2. See Standard Drawing 610-PRAP-11 for General Notes.



PAY LIMITS


All dimensions are in mm unless otherwise specified

INDIANA DEPARTMENT OF TRANSPORTATION

**PUBLIC ROAD APPROACH
TYPE D - TABLE OF VALUES**

MARCH 2006

STANDARD DRAWING NO. 610-PRAP-12



/s/ Richard L. VanCleave 3-01-06
DESIGN STANDARDS ENGINEER DATE

/s/ Richard K. Smutzer 3-01-06
CHIEF HIGHWAY ENGINEER DATE

DESIGN STANDARDS ENGINEER