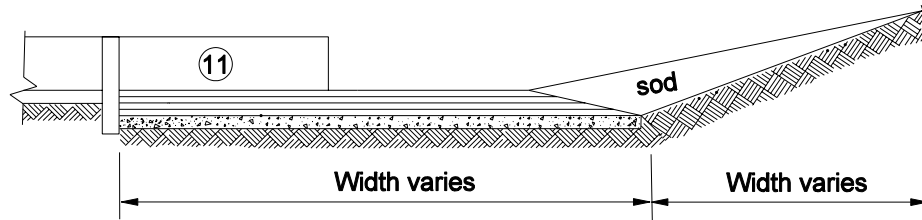
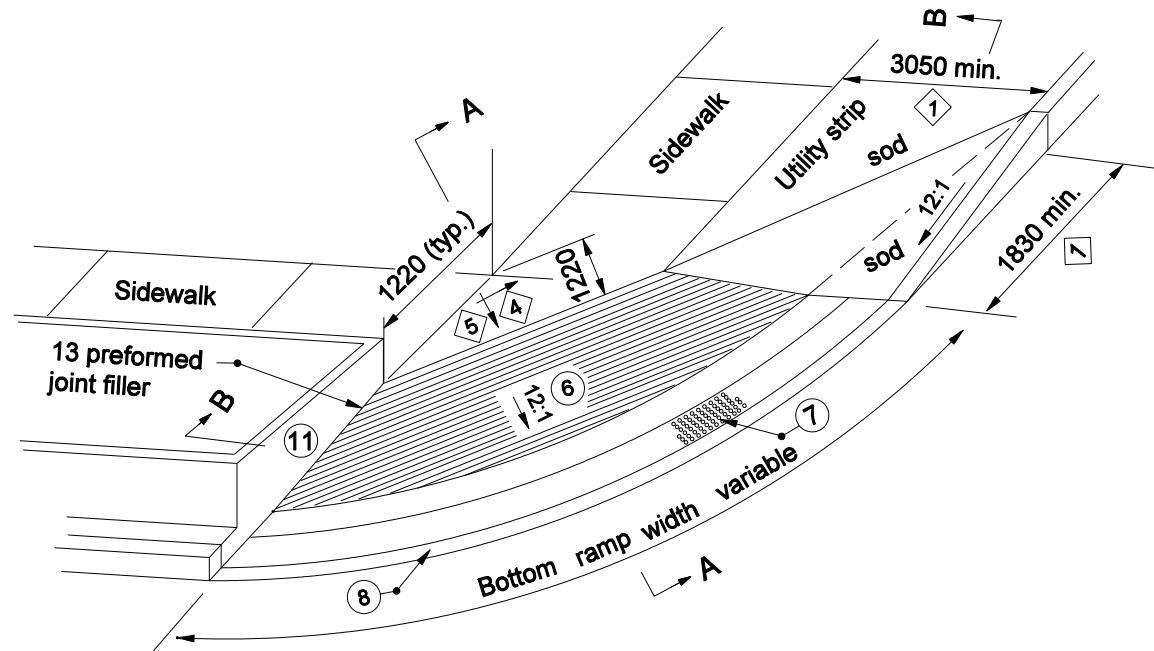
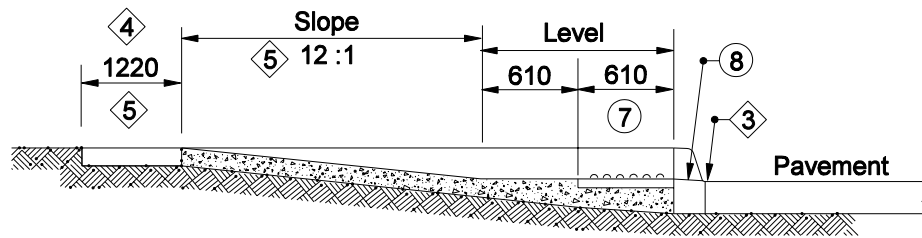


NOTES :

- ⑥ See Standard Drawing 604-SWCR-02 for groove details.
- ⑦ See Standard Drawing 604-SWCR-02 for details of detectable warning surface.
- ⑧ See Standard Drawing 604-SWCR-02 for alternate curb construction.
- 9. See Standard Drawing 604-SWCR-02 for typical ramp construction detail.
- 10. See Standard Drawing 604-SWCR-01 and -02 for Plan Location and General Notes respectively.
- ⑪ Street furnishing such as planter, signal base, etc.



SECTION B-B



SECTION A-A

All Dimension are in mm unless otherwise specified

INDIANA DEPARTMENT OF TRANSPORTATION

**SIDEWALK CURB RAMPS
TYPE E**

SEPTEMBER 2005

STANDARD DRAWING NO. 604-SWCR-07

| | | |
|--|---------------------------|---------|
| | /s/ Richard L. VanCleave | 9-01-05 |
| | DESIGN STANDARDS ENGINEER | DATE |
| | /s/ Richard K. Smutzer | 9-01-05 |
| | CHIEF HIGHWAY ENGINEER | DATE |

DESIGN STANDARDS ENGINEER