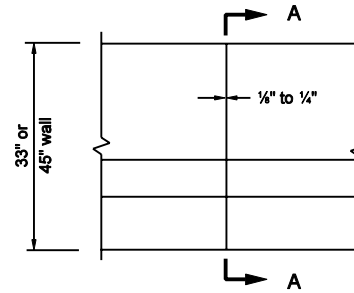
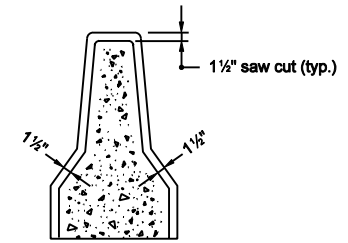


JOINT A

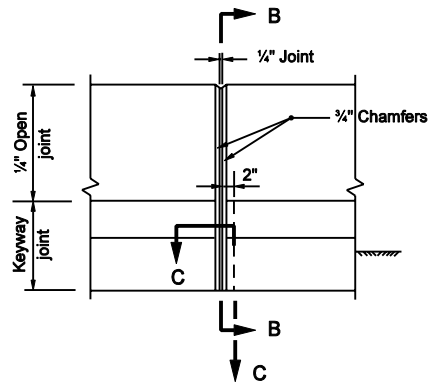


JOINT B

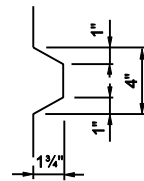


SECTION A-A

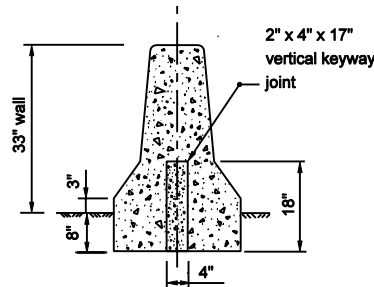
FORMED IN PLACE OR SLIP FORMED JOINTS



JOINT C



SECTION C-C



SECTION B-B

PRECAST JOINT

NOTES :

1. See Standard Drawing E 602-CCMB-01 for joint placement.

| | |
|--------------------------------------|--|
| INDIANA DEPARTMENT OF TRANSPORTATION | |
| CONCRETE BARRIER JOINT | |
| MARCH 2003 | |
| STANDARD DRAWING NO. E 602-CCMB-02 | |
| | /s/ Richard L. VanCleave 3-03-03 DESIGN STANDARDS ENGINEER DATE |
| | /s/ Richard K. Smutzer 3-03-03 CHIEF HIGHWAY ENGINEER DATE |
| DESIGN STANDARDS ENGINEER | |