



M5-1 (R or L) (I or S)  
M5-1-A (R or L) (I or S)



M5-2 (R or L) (I or S)  
M5-2-A (R or L) (I or S)



M6-1 (R or L) (I or S)  
M6-1-A (R or L) (I or S)



M6-5 (R or L) (I or S)  
M6-5-A (I or S)




M6-7 (R or L) (I or S)  
M6-7-A (I or S)



M6-2 (R or L) (I or S)  
M6-2-A (R or L) (I or S)



M6-3 (I or S)  
M6-3-A (I or S)



M6-4 (I or S)  
M6-4-A (I or S)



M6-6 (R or L) (I or S)  
M6-6-A (I or S)

STATE	M5-1(S) M6-1(S) M6-3(S) M6-5(S) M6-7(S) M5-2(S) M6-2(S) M6-4(S) M6-6(S)	M5-1-A(S) M6-1-A(S) M6-3-A(S) M6-5-A(S) M5-2-A(S) M6-2-A(S) M6-4-A(S) M6-6-A(S)
INTERSTATE	M5-1(I) M6-1(I) M6-3(I) M6-5(I) M6-7(I) M5-2(I) M6-2(I) M6-4(I) M6-6(I)	M5-1-A(I) M6-1-A(I) M6-3-A(I) M6-5-A(I) M6-7-A(I) M5-2-A(I) M6-2-A(I) M6-4-A(I) M6-6-A(I)
SHIELD SIZES	600 x 600 750 x 600	900 x 900 1125 x 900
CORRESPONDING SIGN SIZE	525 x 375	750 x 550



M3-1  
M3-1-A  
M3-1-B  
M3-1-C  
(S or I)



M3-2  
M3-2-A  
M3-2-B  
M3-2-C  
(S or I)



M3-3  
M3-3-A  
M3-3-B  
M3-3-C  
(S or I)



M3-4  
M3-4-A  
M3-4-B  
M3-4-C  
(S or I)

STATE	M3-1(S) M3-2(S) M3-3(S) M3-4(S)	M3-1-A(S) M3-2-A(S) M3-3-A(S) M3-4-A(S)	M3-1-B(S) M3-2-B(S) M3-3-B(S) M3-4-B(S)	M3-1-C(S) M3-2-C(S) M3-3-C(S) M3-4-C(S)
INTERSTATE	M3-1(I) M3-2(I) M3-3(I) M3-4(I)	M3-1-A(I) M3-2-A(I) M3-3-A(I) M3-4-A(I)	M3-1-B(I) M3-2-B(I) M3-3-B(I) M3-4-B(I)	M3-1-C(I) M3-2-C(I) M3-3-C(I) M3-4-C(I)
SHIELD SIZES	600 x 600	750 x 600	900 x 900	1125 x 900
CORRESPONDING SIGN SIZE	600 x 300	750 x 375	900 x 450	1125 x 550


All dimensions are in mm unless otherwise specified.

INDIANA DEPARTMENT OF TRANSPORTATION

### ROUTE MARKER DETAILS

MARCH 1995

STANDARD DRAWING NO. 802-SNGS-03



/s/ Anthony L. Uremovich 3-01-95  
DESIGN STANDARDS ENGINEER DATE

/s/ Donald W. Lucas 3-01-95  
CHIEF HIGHWAY ENGINEER DATE

Source Sheet: MT2

DESIGN STANDARDS ENGINEER