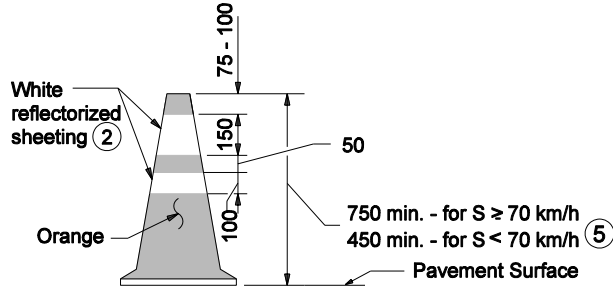


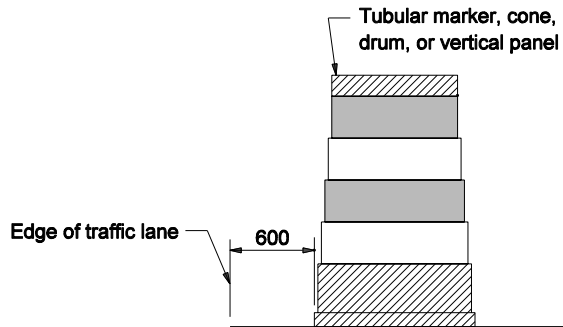
**DIRECTION INDICATOR BARRICADE**

Use: X

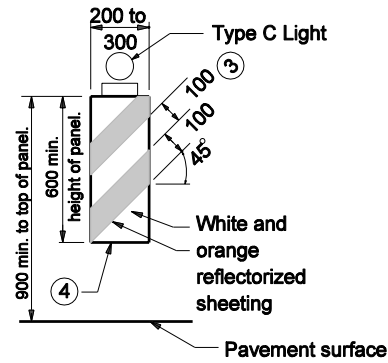


**CONE**

Use: O X ● X

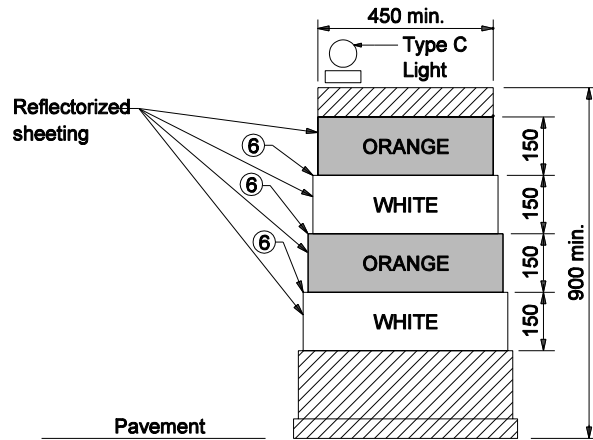


**PLACEMENT OF CHANNELIZING DEVICES**



**VERTICAL PANEL ⑨**

Use: O O O X

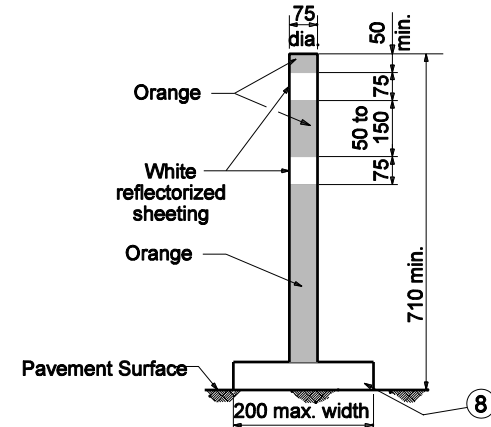


**DRUM ⑨**

Use: O X

**GENERAL NOTES**

1. For additional notes and legends see Standard Drawing 801-TCLG-01 or 801-TCDV-02.
2. A Type C warning light will be required on tapers where there is a reduction in the number of lanes and a flashing arrow sign is used..



**FLEXIBLE TUBULAR MARKER**

Use: O X ●

All Dimension are in mm unless otherwise specified

INDIANA DEPARTMENT OF TRANSPORTATION	
<b>CHANNELIZING DEVICES</b>	
SEPTEMBER 2005	
STANDARD DRAWING NO. 801-TCDV-01	
	/s/ Richard L. VanCleave 9-01-05 DESIGN STANDARDS ENGINEER DATE
DESIGN STANDARDS ENGINEER	/s/ Richard K. Smutzer 9-01-05 CHIEF HIGHWAY ENGINEER DATE