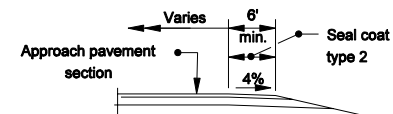



**NOTES :**

- 1 165 #/syd HMA Surface Type A on 275 #/syd HMA intermediate Type A on 8" compacted aggregate base #53
- 2. See General Notes on Standard Drawing E 610-PRAP-04.
- 3. See Table on Standard Drawing E 610-PRAP-05 for computed values.
- 4. See Standard Drawing E 610-PRAP - 07 for pay limit details.

**PUBLIC ROAD APPROACH TYPE "B"**

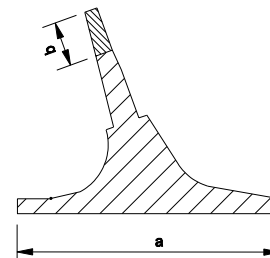


**SECTION B-B**



**SECTION A-A MINIMUM PAVEMENT SECTION**

For ADT ≤ 1000




**PAY LIMITS**

INDIANA DEPARTMENT OF TRANSPORTATION

**PUBLIC ROAD APPROACH TYPE B**

MARCH 2006

STANDARD DRAWING NO. E 610-PRAP-03



/s/ Richard L. VanCleave 3-01-06  
DESIGN STANDARDS ENGINEER DATE

/s/ Richard K. Smutzer 3-01-06  
CHIEF HIGHWAY ENGINEER DATE