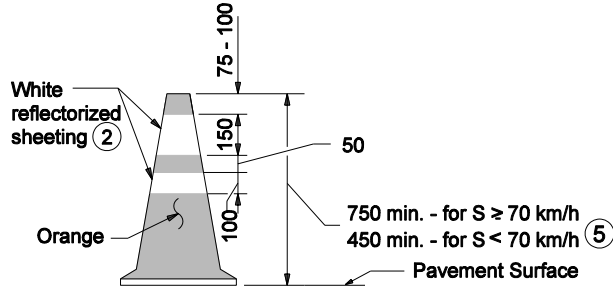


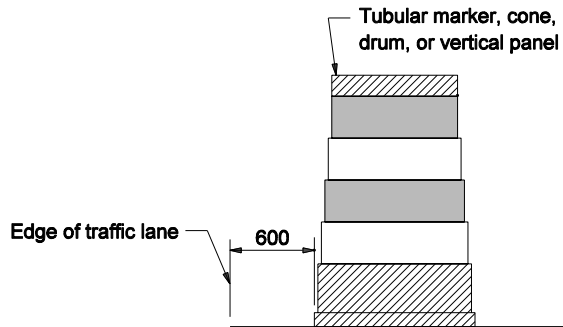
DIRECTION INDICATOR BARRICADE

Use: X

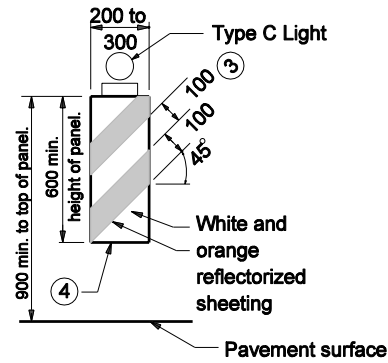


CONE

Use: O X ● X



PLACEMENT OF CHANNELIZING DEVICES

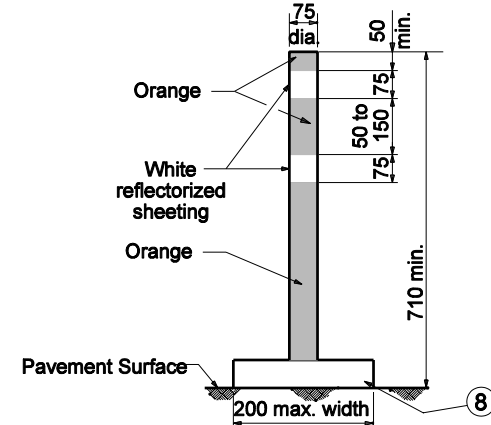


VERTICAL PANEL ⑨

Use: O O O X

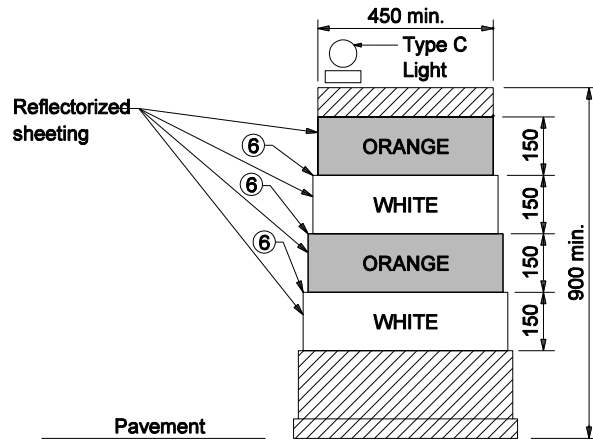
GENERAL NOTES

1. For additional notes and legends see Standard Drawing 801-TCLG-01 or 801-TCDV-02.
2. A Type C warning light will be required on tapers where there is a reduction in the number of lanes and a flashing arrow sign is used..



FLEXIBLE TUBULAR MARKER

Use: O X ●



DRUM ⑨

Use: O X

All Dimension are in mm unless otherwise specified

INDIANA DEPARTMENT OF TRANSPORTATION

CHANNELIZING DEVICES

SEPTEMBER 2005

STANDARD DRAWING NO. 801-TCDV-01

	/s/ Richard L. VanCleave	9-01-05
	DESIGN STANDARDS ENGINEER	DATE
	/s/ Richard K. Smutzer	9-01-05
	CHIEF HIGHWAY ENGINEER	DATE

DESIGN STANDARDS ENGINEER